

Filing + Storage

Effective July 5, 2022 USA
Revised November 2022



PRICE LIST
filing + storage



think global

THE GLOBAL EDGE

ERGONOMICS IN THE OFFICE

- One stop shopping for a full range of office furniture.
- Seating, desks, tables, files, modular furniture, panels and accessories.
- Ergonomics, competitive pricing and built-in value.

STRENGTH AND STABILITY

- Established in 1966.
- One of North America's largest office furniture manufacturers.
- Manufacturing and showrooms worldwide.

QUICK SHIP - INSTOCK

- Hundreds of products in stock for immediate delivery.

STRONG LOCAL REPRESENTATION

- Service and expert advice where you are, when you need it!

MANUFACTURING CAPABILITY

- Vertical integration ensures "start to finish" control.
- Ongoing research and investment in new, innovative production technology.

QUALITY ASSURANCE

- Quality Assurance Program is qualified by C.G.S.B. ISO9001 standards.
- On-site furniture testing facility.
- Product and components are tested to ANSI/BIFMA standards.

ENVIRONMENTAL COMMITMENT

- Continuous development of "earth friendly" programs.
- One of the first molded foam manufacturers to create ozone-friendly, CFC and HFC-free processes.
- Seat and back pans are made from recyclable plastics and wood waste, enabling little waste and cost effective products.

SYMBOL IDENTIFICATION



Global's Certified Products are in compliance with the stringent emission guidelines set by the GREENGUARD Environmental Institute and include all Upholstered Seating. To obtain a GREENGUARD Certificate for any product, please go to the product page on our website www.globalfurnituregroup.com and click on "View GREENGUARD Certificate".



level™ certification, based on the ANSI/BIFMA e3-2012 furniture sustainability standard, sets furniture manufacturers on a path toward greater sustainability over time. Based on environmental and social criteria set forth in the standard, a product's entire supply chain is assessed.

Certification assessment includes an evaluation of specific corporate policies and guidelines and an assessment of associated company manufacturing facilities. Products must meet quantifiable milestones of environmental and social performance at every step of development.

The quantitative assessment addresses four categories: material use, energy and atmosphere impacts, human and ecosystem health and social responsibility.

Manufacturers earn points in each of the four categories. The level™ brand and its numeric rating of 1, 2 or 3 indicate what threshold of certification a product has achieved. level™ 3 is the highest rating.



TABLE OF CONTENTS

FILING + STORAGE

| | |
|--------------------------------|----|
| File Buddy..... | 35 |
| Lateral Files..... | 14 |
| Lateral File Accessories..... | 33 |
| Lateral File Tops..... | 34 |
| Lockers..... | 36 |
| Metal Bookshelves..... | 66 |
| Pedestals..... | 9 |
| Personal Towers/Wardrobes..... | 56 |
| Storage Cabinets..... | 59 |
| Vertical Files..... | 69 |

REFERENCE

| | |
|----------------------------------|----|
| Key List Form | 3 |
| Terms + Conditions | 84 |
| Textiles + Finishes | 78 |
| Warranty | 86 |

Global Key List Form

Applicable on all Metal Filing and Storage Products (401-550)

Order#: _____ Date: _____ PO#: _____

Internal Truck#: _____

| KEY# | SETS REQUIRED | KEY# | SETS REQUIRED | KEY# | SETS REQUIRED | KEY# | SETS REQUIRED | KEY# | SETS REQUIRED |
|----------|------------------|-----------|------------------|-----------|------------------|-----------|------------------|-----------|------------------|
| 401 | | 431 | | 461 | | 491 | | 521 | |
| 402 | | 432 | | 462 | | 492 | | 522 | |
| 403 | | 433 | | 463 | | 493 | | 523 | |
| 404 | | 434 | | 464 | | 494 | | 524 | |
| 405 | | 435 | | 465 | | 495 | | 525 | |
| 406 | | 436 | | 466 | | 496 | | 526 | |
| 407 | | 437 | | 467 | | 497 | | 527 | |
| 408 | | 438 | | 468 | | 498 | | 528 | |
| 409 | | 439 | | 469 | | 499 | | 529 | |
| 410 | | 440 | | 470 | | 500 | | 530 | |
| 411 | | 441 | | 471 | | 501 | | 531 | |
| 412 | | 442 | | 472 | | 502 | | 532 | |
| 413 | | 443 | | 473 | | 503 | | 533 | |
| 414 | | 444 | | 474 | | 504 | | 534 | |
| 415 | | 445 | | 475 | | 505 | | 535 | |
| 416 | | 446 | | 476 | | 506 | | 536 | |
| 417 | | 447 | | 477 | | 507 | | 537 | |
| 418 | | 448 | | 478 | | 508 | | 538 | |
| 419 | | 449 | | 479 | | 509 | | 539 | |
| 420 | | 450 | | 480 | | 510 | | 540 | |
| 421 | | 451 | | 481 | | 511 | | 541 | |
| 422 | | 452 | | 482 | | 512 | | 542 | |
| 423 | | 453 | | 483 | | 513 | | 543 | |
| 424 | | 454 | | 484 | | 514 | | 544 | |
| 425 | | 455 | | 485 | | 515 | | 545 | |
| 426 | | 456 | | 486 | | 516 | | 546 | |
| 427 | | 457 | | 487 | | 517 | | 547 | |
| 428 | | 458 | | 488 | | 518 | | 548 | |
| 429 | | 459 | | 489 | | 519 | | 549 | |
| 430 | | 460 | | 490 | | 520 | | 550 | |
| 401-430= | | 431-460 = | | 461-490 = | | 491-520 = | | 521-550 = | |
| | | | | | | | | | TOTAL |



Global's wide variety of lateral files can satisfy every price point and individual style. Choose from center or full pulls, fixed or receding drawer fronts, various size drawer openings and a range of colors to coordinate with any office.

1200 Series

Premium products configured to suit your needs; build your cabinet as you specify from the top down. Features fixed front or receding doors with looped full pull handles and full welded seamless tops to deliver strength and clean aesthetics. Drawer fronts also have a welded reinforcement channel for additional strength. Available with extra large openings to accommodate binders. Posting shelves, half-height drawers and electronic locks are also available. Drawer fronts align when placing multiple heights next to one another. Lock is always located between the 3rd and 4th position (except on 1 1/2 and 2 high units).

1900P Series

Features an angled full pull and smooth, seamless welded corners. Counterweight is standard. Fixed front drawers. Drawers are 12" high.

9300 Series

Features a center pull and seamless welded corners to provide lasting strength and durability. Available with both fixed or receding doors.


9300P Series

Features a looped full pull for convenient opening and upscale appearance. Smooth, seamless welded corners provide lasting strength and durability. Available with both fixed or receding doors.



Features and Benefits

- Standard locks with removable cores for keying alike
- Standard lock bars on both sides of cabinet provide increased security
- Positive interlocking system prevents tipping by allowing only one drawer to open at a time
- Full extension ball bearing suspensions
- "B" openings are large enough to accommodate standard 3-ring binders
- Side-to-side hanging file bars included for filing letter or legal size documents
- Standard leveling glides ensure drawers are easy to open
- Earth friendly electrostatically applied coating protects the environment and provides a durable finish
- Available in a range of colors, including special paint finishes - see Notes for details



Core removable cam locks are standard



Leveling glides keep the file case true ensuring easy open drawers



Full depth shelves for legal documents

DESIGN AND CONSTRUCTION FEATURES OF 1900P, 9300, 9300P FILES

- **THE LETTER “P” IN THE MODEL NUMBER DESIGNATES FULL PULL MODELS.** All other models have recessed center pulls.
- An earth friendly electrostatically applied coating protects the environment and provides a durable finish.
- Internal steel corner gussets increase strength and rigidity.
- Case construction combines spot and mig welding for greater durability. Top cap stiffener included for added strength.
- Indents on cabinet sides show ganging locations
- Standard locks have removable cores for keying alike or later modification in your office. *Master keys and core keys are available; please contact your Global customer care representative.*
- **STANDARD LOCK BARS ARE ON BOTH SIDES OF CABINET PROVIDING INCREASED SECURITY.**
- Positive interlocking system is integrated into each suspension allowing only one drawer to be opened at a time.
- Full extension ball bearing suspensions with built-in feature to prevent drawer bounce back and creepage.
- “B” OPENINGS (with receding doors) will accommodate letter, legal and A4 hanging folders, plus STANDARD THREE RING BINDERS.
- “B” OPENINGS (with fixed drawer fronts) will accommodate letter, legal and A4 hanging folders, plus EDP SUSPENDED DATA BINDERS.
- “L” OPENINGS (with receding doors or fixed drawer fronts) will accommodate letter, legal or A4 hanging file folders.
- 12.25” Opening on 1900P Series
- Receding doors slide easily into cabinet.
- Pull-out shelves have a rolled front edge. Fixed shelves (custom order only) have a flat front edge for easier material retrieval.
- **Interior drawer parts and all accessories** are EFC (environmentally friendly color - a variable charcoal-like color as a result of the use of recycled finishing materials).
- Side-to-side hanging file bars are included in standard configurations and are fully assembled. These can be positioned for letter or legal materials.
- Four adjustable leveling glides are easily accessible from inside the cabinet to assist in quick and proper installation.
- For environmental certifications, please visit globalfurnituregroup.com
- Lifetime Warranty. (See Terms and Conditions)
- Counterweights must be specified on lateral files with pull out drawers, unless worksurface supporting, ganged together or anchored to the floor or wall.

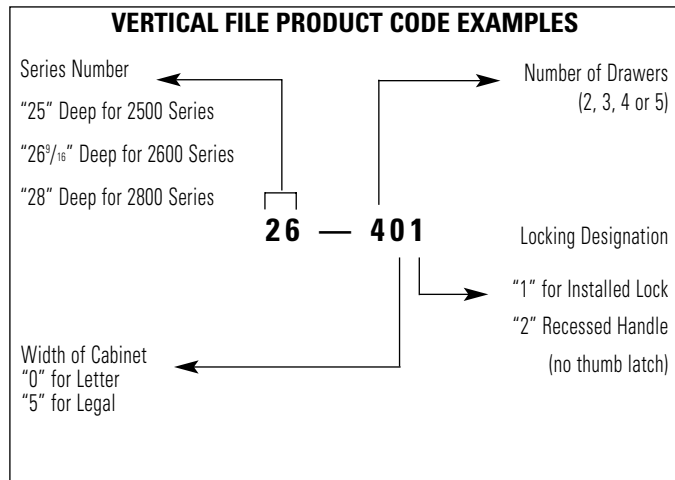
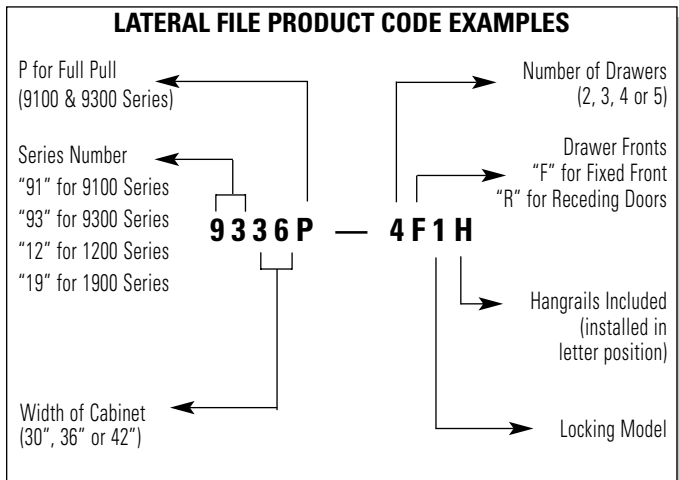
*Counterweights are standard on 2, 3 and 4 high 1900P Models

DESIGN AND CONSTRUCTION FEATURES OF 1200P FILES

- **THE LETTER “P” IN THE MODEL NUMBER DESIGNATES FULL PULL MODELS.**
- An earth friendly electrostatically applied coating protects the environment and provides a durable finish.
- **TOP CAP HAS SEEMLESS FRONT COVERS** plus steel corner gussets improve appearance while increasing strength and rigidity.
- Case construction combines spot and mig welding for greater durability. Top cap stiffener included for added strength.
- Standard locks have removable cores for keying alike or later modification in your office. *Master keys and core keys are available; please contact your Global customer care representative.*
- **STANDARD LOCK BARS ARE ON BOTH SIDES OF CABINET PROVIDING INCREASED SECURITY.**
- Positive interlocking system is integrated into each suspension allowing only one drawer to be opened at a time.
- Full extension ball bearing suspension with built-in feature to prevent drawer bounce back and creepage.
- “B” OPENINGS (with receding doors) will accommodate letter, legal and A4 hanging folders, plus STANDARD THREE RING BINDERS.
- “B” OPENINGS (with fixed drawer fronts) will accommodate letter, legal and A4 hanging folders, plus EDP SUSPENDED DATA BINDERS.
- “L” OPENINGS (with receding doors or fixed drawer fronts) will accommodate letter, legal or A4 hanging file folders.
- 12” Opening on 1200 Series
- **DRAWER FRONTS HAVE A WELDED REINFORCEMENT CHANNEL FOR ADDITIONAL STRENGTH.**
- Pull-out shelves have a rolled front edge. Fixed shelves (custom order only) have a flat front edge for easier material retrieval.
- **Interior drawer parts and all accessories** are EFC (environmentally friendly color - a variable charcoal-like color as a result of the use of recycled finishing materials).
- Side-to-side hanging file bars are included in standard configurations and are fully assembled. These can be positioned for letter or legal materials.
- Four adjustable leveling glides are easily accessible from inside the cabinet to assist in quick and proper installation.
- For environmental certifications, please visit globalfurnituregroup.com
- Lifetime Warranty. (See Terms and Conditions)
- Counterweights must be specified on lateral files with pull out drawers, unless worksurface supporting, ganged together or anchored to the floor or wall.

F LATERAL FILES - NOTES

| LATERAL FILE SERIES | 1900 | 9300 | 9300P | 1200 |
|--|-------------------------------------|------------------------------|------------------------------|---------------|
| CONSTRUCTION | | | | |
| Top Stiffener Bar | • | • | • | • |
| Welded corner gussets for increased strength | • | • | • | • |
| Ganging drill points | 4 | 4 | 4 | 8 |
| Central locking system, with core removable cam locks included | • | • | • | • |
| Electronic lock option | | | | • |
| Leveling glides (accessible from inside cabinet) | • | • | • | • |
| Counterweights (recommended for 2, 3 + 4 drawers) | Included on 2, 3 + 4 drawers | optional | optional | optional |
| Lifetime Warranty (see terms + conditions) | • | • | • | • |
| DRAWERS / SHELVES | | | | |
| Drawer interlocking system | • | • | • | • |
| 3-stage anti-bounceback suspension | • | • | • | • |
| Side to side file bars, pre-installed (for letter + legal) | • | • | • | • |
| Front to back file bars | optional | optional | optional | optional |
| Fixed front drawers | available | available | available | available |
| Receding door, roll-out shelves | available | available | available | available |
| Receding doors, fixed shelves | | available | available | available |
| Slotted, pull-out shelves with rolled edge | • | • | • | • |
| Plate Dividers - full height drawers | optional | optional | optional | optional |
| Plate Dividers - half height drawers | | | | optional |
| Posting Shelf (5 high only) Not available on an all "B" opening cabinet | | optional | optional | optional |
| Integrated Center Pull | | • | | |
| Integrated Full Pull | • | | • | • |
| Softouch Hytre! [™] Handles | | | | optional |
| Integrated Label Holder | | • | • | • |
| Recommended compatible pedestal | 1900 | | G series | 1200 |
| DRAWER HEIGHTS | | | | |
| Standard Drawer Heights B = Big drawer L = Little drawer | 12-1/4" | B - 13-5/16" L - 11-3/16" | B - 13-5/16" L - 11-3/16" | 12" |
| Half Height Drawers | | | | optional |
| Ring Binder Storage (available in 5th opening) | | • | • | optional |
| SIZES / DIMENSIONS | | | | |
| Depth | 19-1/4" | 18" | 18" | 18" |
| Widths | 30", 36", 42" | 30", 36", 42" | 30", 36", 42" | 30", 36", 42" |
| Height - 2 drawer | 27-5/32" | 27-1/8" | 27-1/8" | 28-1/2" |
| Height - 3 drawer | 39-17/32" | 40-1/2" | 40-1/2" | 40-1/2" |
| Height - 4 drawer | 51-29/32" | 54" | 54" | 54" |
| Height - 5 drawer | 66-13/32" | 65-1/4" | 65-1/4" | 65-7/8" |
| Height - 6 drawer | | | | 77-7/8" |



IMPORTANT ORDERING INFORMATION

- Hanging file bars (accessory model - HBF) are included with standard products. When ordering custom drawer configurations hanging file bars (HBF) must be ordered for each drawer.
- Factory installed counterweight (accessory model CWB) is recommended for use in 30", 36" & 42" wide 2, 3, 4 & 5 drawer freestanding lateral files.
- The following page describes the accessories needed to optimize various filing configurations.

SPECIFICATIONS

- Specifications marked with an * are applicable to only those products which have the * symbol beside the product name.

STANDARD PAINT FINISHES

| | | | | |
|--------------------|----------------------|---------------------|-----------------|--------------|
| Black (BLK) | Bone (BNE) | Business Grey (BGR) | Charcoal (CHR) | Claret (CLT) |
| Desert Putty (DPT) | Designer White (DWT) | Fog (FOG) | Grey (GRY) | Ice (ICE) |
| Ivory (IVR) | Light Grey (LGR) | Metro (MET) | Moss (MOS) | Navy (NVY) |
| Nevada (NEV) | Oyster (OYS) | Silver (SIL) | Sky (SKY) | Stone (STN) |
| Storm Grey (SGR) | Tahiti Sand (TSA) | Taupe (TPE) | Tungsten (TUN)* | Willow (WIL) |

* 10% upcharge applies

TEXTURED PAINT FINISHES

| | | | | |
|--------------------|----------------|----------------------|-------------|-----------------|
| Black Coffee (BKC) | Blizzard (BZD) | Dark Chocolate (DCH) | Mocha (MCH) | Stonedust (SDT) |
|--------------------|----------------|----------------------|-------------|-----------------|

SPECIAL PAINT FINISHES

- All special colors must use **one** uniform color per series (example: 9300 series laterals). Quantities of 1 to 10 add 10%; 11 or more are **no upcharge**.
- Mica and Metallic finishes add 10% upcharge.
- Special white finishes add 10% upcharge.
- Tungsten finish, add 10% upcharge.
- ALL NON-STANDARD FINISHES MUST BE APPROVED BY GLOBAL BEFORE ANY ORDER WILL BE ACCEPTED. LONGER LEAD TIMES WILL APPLY.
- Thumb latches and handles limited to colors listed above. You must choose closest or contrasting color at the time of order.

TWO TONE OPTION

- File casing will be one color, drawers and door fronts will be painted a second color.
- Available on Metal Lateral Files, Storage Cabinets and Pedestals.
- Choose any of Global's standard or textured finishes
- Vertical files are NOT available with this option at this time.
- 10% upcharge applies

F LATERAL FILES - OPTIONS + CAPACITY RESOURCE GUIDE

INTERIOR CLEAR OPENING WIDTH DIMENSIONS & FILING CAPACITIES

30" WIDE CABINETS

| | |
|----------------------------------|----------|
| Fixed front drawer | 26 9/16" |
| Receding door and roll-out shelf | 26 9/16" |
| Receding door and fixed shelf | 26 3/16" |
| 1200 Series | 26 9/16" |

36" WIDE CABINETS
















| | |
|----------------------------------|----------|
| Fixed front drawer | 32 9/16" |
| Receding door and roll-out shelf | 32 9/16" |
| Receding door and fixed shelf | 32 3/16" |
| 1200 Series | 32 9/16" |

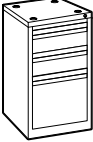
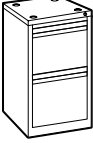
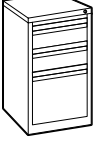





42" WIDE CABINETS

| | |
|----------------------------------|----------|
| Fixed front drawer | 38 9/16" |
| Receding door and roll-out shelf | 38 9/16" |
| Receding door and fixed shelf | 38 3/16" |
| 1200 Series | 38 9/16" |

Lateral files afford flexibility in filing configuration. Choose the best option based on materials to be filed and convenience for the user.

Additional hanging folder supports or conversion kits may be necessary to achieve your desired drawer configuration.

| | Letter "B" & "L" Openings, Fixed Front Drawers & Roll-out Shelves | Legal "B" & "L" Openings, Fixed Front Drawers & Roll-out Shelves | EDP "B" Opening, Fixed Front Drawers |
|---|--|--|---|
| 30" Wide Units Side-To-Side Side-to-side file bars are included in standard product. |  Capacity - 26 9/16" |  Capacity - 26 9/16" |  Capacity - 26 9/16" Need ONE pair of EDPs. |
| | 30" Wide Units Front-To-Back Not Standard See chart to order the correct number of FBBs per drawer. |  Cap. - 30 1/2". Need ONE pair of FBB. <i>Not recommended for "L" Openings with Receding doors and Roll-out shelves.</i> |  Cap. - 25 13/16". Need ONE pair of FBB <i>Not recommended for "L" Openings with Receding doors and Roll-out shelves.</i> |
| 36" Wide Units Side-To-Side Side-to-side file bars are included in standard product. |  Capacity - 32 9/16" |  Capacity - 32 9/16" |  Capacity - 32 9/16" Need ONE pair EDPs. |
| | 36" Wide Units Front-To-Back Not Standard See chart to order the correct number of FBBs per drawer. |  Cap. - 30 1/2". Need ONE pair of FBB. <i>Not recommended for "L" Openings with Receding doors and Roll-out shelves.</i> |  Cap. - 30 1/2". Need ONE pair of FBB. <i>Not recommended for "L" Openings with Receding doors and Roll-out shelves.</i> |
| 42" Wide Units Side-To-Side Side-to-side file bars are included in standard product. |  Capacity - 38 9/16" |  Capacity - 38 9/16" |  Capacity - 38 9/16" Need ONE pair EDPs. |
| | 42" Wide Units Front-To-Back Not Standard See chart to order the correct number of FBBs per drawer. |  Cap. - 45 3/4". Need TWO pair of FBB <i>Not recommended for "L" Openings with Receding doors and Roll-out shelves.</i> |  Cap. - 39 1/6". Need ONE pair of FBB. <i>Not recommended for "L" Openings with Receding doors and Roll-out shelves.</i> |

| 1900 SERIES PEDESTALS | MODEL# | DIMENSIONS | FREIGHT CLASS | WT/LBS. | CUBIC FT. | LIST PRICE |
|---|-------------|--------------------|---------------|---------|-----------|--------------|
|  <p>Box, Box & File Pedestal</p> | | D x W x H | | | | |
| | 19WP19BBF | 18.62 x 15 x 27.62 | 125 | 45 | 6 | \$469 |
| | 19WP23BBF | 22.62 x 15 x 27.62 | 125 | 50 | 7.20 | \$483 |
| | 19WP29BBF | 28.62 x 15 x 27.62 | 150 | 50 | 8.90 | \$543 |
| Two box and one file drawer pedestal. To be used under worksurface. Locking. Box drawer includes pencil tray. Angled full pull. | | | | | | |
|  <p>File/File Pedestal</p> | 19WP19FF | 18.62 x 15 x 27.62 | 125 | 42 | 6 | \$469 |
| | 19WP23FF | 22.62 x 15 x 27.62 | 125 | 47 | 7.20 | \$483 |
| | 19WP29FF | 28.62 x 15 x 27.62 | 125 | 55 | 8.90 | \$543 |
| Two file drawer pedestal. To be used under worksurface. Locking. Angled full pull. | | | | | | |
|  <p>Box, Box & File Pedestal - finished top</p> | 19FP19BBF | 18.62 x 15 x 27.62 | 100 | 53 | 6 | \$483 |
| | 19FP23BBF | 22.62 x 15 x 27.62 | 100 | 59 | 7.2 | \$499 |
| | 19FP29BBF | 29.62 x 15 x 27.62 | 125 | 71 | 8.9 | \$559 |
| Two box and one file drawer pedestal. Freestanding. Locking. Box drawer includes pencil tray. Counterweight is standard. Angled full pull. | | | | | | |
|  <p>File/File Pedestal - finished top</p> | 19FP19FF | 18.62 x 15 x 27.62 | 100 | 51 | 6 | \$483 |
| | 19FP23FF | 22.62 x 15 x 27.62 | 125 | 56 | 7.20 | \$499 |
| | 19FP29FF | 29.62 x 15 x 27.62 | 125 | 68 | 8.90 | \$559 |
| Two file drawer pedestal. Freestanding. Locking. Counterweight is standard. Angled full pull. | | | | | | |
| 1900P MOBILE PEDESTALS | MODEL# | DIMENSIONS | FREIGHT CLASS | WT/LBS. | CUBIC FT. | LIST PRICE |
|  <p>Box, Box & File Pedestal - Mobile</p> | 19MP19BBF | 18.62 x 15 x 27.85 | 100 | 61 | 4.5 | \$595 |
| | 19MP23BBF | 22.62 x 15 x 27.85 | 125 | 67 | 5.5 | \$633 |
| Two box and one file drawer pedestal. Locking. Includes casters already attached. Box drawer includes pencil tray. | | | | | | |
|  <p>File/File Pedestal - Mobile</p> | 19MP19FF | 18.62 x 15 x 27.85 | 100 | 59 | 4.5 | \$595 |
| | 19MP23FF | 22.62 x 15 x 27.85 | 125 | 64 | 5.5 | \$633 |
| Two file drawer pedestal. Locking. Includes casters already attached. | | | | | | |
|  <p>Hanging Bars and Clips</p> | PEDHFB | -- | | 0.5 | 1 | \$26 |
| For 1900 series Pedestals. | | | | | | |
|  <p>Box/File Pedestal</p> | 19MCP19BFNC | 18.62 x 15.13 x 23 | 92.5 | 54 | 5 | \$602 |
| | 19MCP23BFNC | 22.62 x 15.13 x 23 | 100 | 58 | 6 | \$633 |
| One box and one file drawer pedestal. Freestanding. Locking. 23 1/8" high. Angled full pull. Box drawer includes pencil tray. | | | | | | |

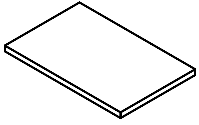
Required Specifications
Metal Finish

Optional Specifications
Cushion (19MCPxxBFNC only)

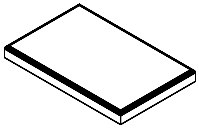
Accessories
Front to Back File Bars

P G SERIES PEDESTALS


1900 PEDESTAL CUSHIONS



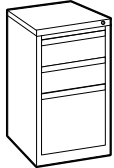
Cushions for 1900 Box/File Pedestal



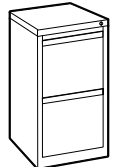
Cushions for 1900 Box/File Pedestal




Box & File Pedestal



Box, Box & File Pedestal



File File Pedestal




Box & File Mobile Pedestal

| MODEL# | DIMENSIONS D x W x H | FREIGHT CLASS | WT./LBS. | CUBIC FT. | GRADE | LIST PRICE |
|---|-------------------------|---------------|----------|-----------|-------|------------|
| CUSH-15X18-5/8X1 | 15 x 18.5 x 1 | 150 | 4 | 0.75 | 1 | \$152 |
| | | | | | 2 | \$178 |
| | | | | | 3 | \$197 |
| | | | | | 4 | \$226 |
| CUSH-15X22-5/8X1 | 15 x 22.5 x 1 | 150 | 5 | 0.90 | 1 | \$171 |
| | | | | | 2 | \$197 |
| | | | | | 3 | \$216 |
| | | | | | 4 | \$245 |
| CUSH-15X18-5/8X2 | 15 x 18.5 x 2 | 125 | 5 | 0.75 | 1 | \$169 |
| | | | | | 2 | \$195 |
| | | | | | 3 | \$214 |
| | | | | | 4 | \$243 |
| CUSH-15X22-5/8X2 | 15 x 22.68 x 2 | 125 | 6 | 0.90 | 1 | \$190 |
| | | | | | 2 | \$224 |
| | | | | | 3 | \$250 |
| | | | | | 4 | \$288 |
| GWP-19BF | 19 x 15 x 21 | 92.5 | 50 | 5 | | \$548 |
| GWP-23BF | 23 x 15 x 21 | 100 | 54 | 6 | | \$570 |
| GWP-29BF | 29 x 15 x 21 | 100 | 60 | 7 | | \$590 |
| One box and one file drawer pedestal. Freestanding. Locking. 21"H. Box drawer includes pencil tray. | | | | | | |
| GWP-19BBF | 19 x 15 x 27.12 | 92.5 | 69 | 6 | | \$600 |
| GWP-23BBF | 23 x 15 x 27.12 | 92.5 | 75 | 7 | | \$619 |
| GWP-29BBF | 29 x 15 x 27.12 | 100 | 80 | 9 | | \$642 |
| Two box and one file drawer pedestal. Freestanding. Locking. 27.12"H. Box drawer includes pencil tray. | | | | | | |
| GWP-19FF | 19 x 15 x 27.12 | 92.5 | 69 | 6 | | \$600 |
| GWP-23FF | 23 x 15 x 27.12 | 92.5 | 75 | 7 | | \$619 |
| GWP-29FF | 29 x 15 x 27.12 | 100 | 80 | 9 | | \$642 |
| Two file drawer pedestal. Freestanding. Locking. 27.12"H. | | | | | | |
| GMP-19BF | 19 x 15 x 22 | 70 | 76 | 5 | | \$619 |
| GMP-23BF | 23 x 15 x 22 | 85 | 80 | 6 | | \$642 |
| GMP-29BF | 29 x 15 x 22 | 85 | 86 | 7 | | \$660 |
| One box and one file drawer pedestal. Includes casters already attached. Locking. 22"H. Counterweight included. Box drawer includes pencil tray. • Cannot be used as guest seating | | | | | | |

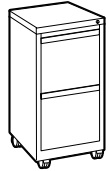
Required Specifications

Metal Finish


G SERIES PEDESTALS



Box, Box & File Pedestal



File File Pedestal



Box & File Pedestal with Cushion

| MODEL# | DIMENSIONS D x W x H | FREIGHT CLASS | WT/LBS. | CUBIC FT. | GRADE | LIST PRICE |
|-----------|-------------------------|---------------|---------|-----------|-------|--------------|
| GMP-19BBF | 19 x 15 x 28 | 70 | 95 | 6 | | \$672 |
| GMP-23BBF | 23 x 15 x 28 | 85 | 101 | 7 | | \$690 |
| GMP-29BBF | 29 x 15 x 28 | 92.5 | 106 | 9 | | \$711 |

Two box and one file drawer pedestal. Includes non-locking casters already attached. All three drawers locking. 28"H. Counterweight included. Box drawer includes pencil tray.

- **Cannot be used as guest seating**

| | | | | | | |
|----------|--------------|------|-----|---|--|--------------|
| GMP-19FF | 19 x 15 x 28 | 70 | 95 | 6 | | \$672 |
| GMP-23FF | 23 x 15 x 28 | 85 | 101 | 7 | | \$690 |
| GMP-29FF | 29 x 15 x 28 | 92.5 | 106 | 9 | | \$711 |

Two file drawer pedestal. Includes non-locking casters already attached. Both drawers locking. 28"H. Counterweight included.

- **Cannot be used as guest seating**

| | | | | | | Grade | List Price |
|------------|------------------|----|----|---|--|-------|---------------|
| 93MCP-19BF | 19 x 15 x 26.125 | 70 | 50 | 5 | | 1 | \$826 |
| | | | | | | 2 | \$884 |
| | | | | | | 3 | \$929 |
| 93MCP-23BF | 23 x 15 x 26.125 | 85 | 54 | 6 | | 1 | \$849 |
| | | | | | | 2 | \$949 |
| | | | | | | 3 | \$1039 |

Models without cushion:

| | | | | | | |
|--------------|------------------|------|----|------|--|--------------|
| 93MCP-19BFNC | 19 x 15 x 23.875 | 92.5 | 60 | 5.20 | | \$652 |
| 93MCP-23BFNC | 23 x 15 x 23.875 | 92.5 | 65 | 6.20 | | \$688 |

9300 Series mobile pedestal with 2.25" cushion on top on models 93MCP-19BF and 93MCP-23BF. Includes one box and one file drawer with full pull design. Box drawer includes pencil tray. Locking. Fits under any worksurface. Grade 3 seating fabrics are standard.

Required Specifications

Metal Finish

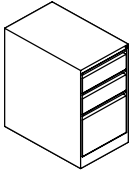
P 1200 PEDESTALS

1200P SERIES FREESTANDING PEDESTALS

| MODEL# | DIMENSIONS D x W x H | FREIGHT CLASS | WT./LBS. | CUBIC FT. | LIST PRICE |
|---------|-------------------------|---------------|----------|-----------|------------|
| 12P18BF | 18 x 15 x 21.75 | 85 | 57 | 4.33 | \$524 |
| 12P19BF | 19 x 15 x 21.75 | 85 | 58 | 4.55 | \$524 |
| 12P23BF | 23 x 15 x 21.75 | 85 | 66 | 5.44 | \$531 |
| 12P24BF | 24 x 15 x 21.75 | 85 | 68 | 5.66 | \$531 |
| 12P29BF | 29 x 15 x 21.75 | 92.5 | 76 | 6.77 | \$643 |
| 12P30BF | 30 x 15 x 21.75 | 92.5 | 78 | 6.99 | \$643 |

Box/File Pedestal

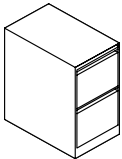
One box and one file drawer pedestal. Box drawer includes pencil tray. **Freestanding. Nominal dimensions.**



Box/Box/File Pedestal

| | | | | | |
|----------|-----------------|------|----|------|-------|
| 12P18BBF | 18 x 15 x 27.75 | 85 | 68 | 5.43 | \$539 |
| 12P19BBF | 19 x 15 x 27.75 | 85 | 70 | 5.71 | \$539 |
| 12P23BBF | 23 x 15 x 27.75 | 92.5 | 74 | 6.82 | \$548 |
| 12P24BBF | 24 x 15 x 27.75 | 92.5 | 76 | 7.10 | \$548 |
| 12P29BBF | 29 x 15 x 27.75 | 92.5 | 88 | 8.49 | \$658 |
| 12P30BBF | 30 x 15 x 27.75 | 92.5 | 92 | 8.77 | \$658 |

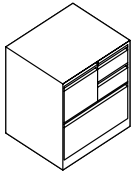
Two box and one file drawer pedestal. Box drawer includes pencil tray. **Freestanding/Worksurface Supporting.** Lock mounted on the right hand side. **Nominal dimensions.**



File/File Pedestal

| | | | | | |
|---------|-----------------|------|----|------|-------|
| 12P18FF | 18 x 15 x 27.75 | 92.5 | 56 | 5.43 | \$539 |
| 12P19FF | 19 x 15 x 27.75 | 92.5 | 58 | 5.71 | \$539 |
| 12P23FF | 23 x 15 x 27.75 | 92.5 | 70 | 6.82 | \$548 |
| 12P24FF | 24 x 15 x 27.75 | 92.5 | 72 | 7.10 | \$548 |
| 12P29FF | 29 x 15 x 27.75 | 100 | 84 | 8.49 | \$658 |
| 12P30FF | 30 x 15 x 27.75 | 92.5 | 88 | 8.77 | \$658 |

Two file drawer pedestal. **Freestanding/Worksurface Supporting.** Lock mounted on the right hand side. **Nominal dimensions.**



Linear Combo Pedestal

| | | | | | |
|----------|-----------------|----|-----|-------|--------|
| 1230PDPL | 18 x 30 x 27.75 | 70 | 170 | 10.44 | \$1525 |
| 1230PDPR | 18 x 30 x 27.75 | 70 | 170 | 10.44 | \$1525 |

Box/Box/File and Lateral File drawer. Box drawer includes pencil tray. **Nominal dimensions.**

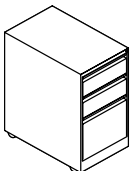
1200 SERIES MOBILE PEDESTALS

| MODEL# | DIMENSIONS | FREIGHT CLASS | WT./LBS. | CUBIC FT. | LIST PRICE |
|----------|-----------------|---------------|----------|-----------|------------|
| 12P18BFM | 18 x 15 x 22.12 | 70 | 74 | 4.40 | \$734 |
| 12P19BFM | 19 x 15 x 22.12 | 70 | 75 | 4.62 | \$734 |
| 12P23BFM | 23 x 15 x 22.12 | 85 | 80 | 5.53 | \$740 |
| 12P24BFM | 24 x 15 x 22.12 | 85 | 82 | 5.75 | \$740 |
| 12P29BFM | 29 x 15 x 22.12 | 85 | 90 | 6.88 | \$851 |
| 12P30BFM | 30 x 15 x 22.12 | 85 | 92 | 6.99 | \$851 |

Mobile Box/File Pedestal

One box and one file drawer pedestal. Box drawer includes pencil tray. **On Casters.** Lock mounted on the right hand side. Includes factory-installed counterweight balance. Can fit under worksurface. **Nominal dimensions.**

- **Cannot be used as guest seating**



Mobile Box/Box/File Pedestal

| | | | | | |
|-----------|----------------|------|-----|------|-------|
| 12P18BBFM | 18 x 15 x 28.5 | 85 | 82 | 5.47 | \$748 |
| 12P19BBFM | 19 x 15 x 28.5 | 85 | 84 | 5.75 | \$748 |
| 12P23BBFM | 23 x 15 x 28.5 | 85 | 94 | 6.87 | \$753 |
| 12P24BBFM | 24 x 15 x 28.5 | 85 | 99 | 7.15 | \$753 |
| 12P29BBFM | 29 x 15 x 28.5 | 92.5 | 101 | 8.55 | \$866 |
| 12P30BBFM | 30 x 15 x 28.5 | 92.5 | 106 | 8.84 | \$866 |

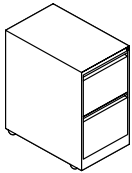
Two box and one file drawer pedestal. Box drawer includes pencil tray. **On Casters.** Lock mounted on the right hand side. Includes factory-installed counterweight balance. **Nominal dimensions.**

- **Cannot be used as guest seating**

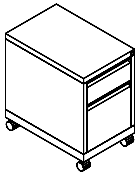
Required Specifications

Metal Finish

1200P SERIES MOBILE PEDESTALS



Mobile File/File Pedestal



Mobile Box/File Pedestal
without Cushion

MODEL# DIMENSIONS FREIGHT CLASS WT./LBS. CUBIC FT. LIST PRICE

D x W x H

| | | | | | |
|----------|----------------|------|-----|------|--------------|
| 12P18FFM | 18 x 15 x 28.5 | 85 | 80 | 5.47 | \$748 |
| 12P19FFM | 19 x 15 x 28.5 | 85 | 82 | 5.75 | \$748 |
| 12P23FFM | 23 x 15 x 28.5 | 85 | 90 | 6.87 | \$753 |
| 12P24FFM | 24 x 15 x 28.5 | 85 | 97 | 7.15 | \$753 |
| 12P29FFM | 29 x 15 x 28.5 | 92.5 | 99 | 8.55 | \$866 |
| 12P30FFM | 30 x 15 x 28.5 | 92.5 | 104 | 8.84 | \$866 |

Two file drawer pedestal. **On casters.** Lock mounted on the right hand side. Includes factory-installed counterweight balance. **Nominal dimensions.**

- **Cannot be used as guest seating**

| | | | | | |
|-------------|----------------|----|----|------|--------------|
| 12P19BFMLC | 19 x 15 x 24.5 | 70 | 77 | 5.10 | \$796 |
| 12P23BFMLC | 23 x 15 x 24.5 | 85 | 82 | 6.10 | \$803 |
| 12P29BFMLC | 29 x 15 x 24.5 | 85 | 92 | 7.60 | \$915 |
| 12P19BFMLKC | 19 x 15 x 24.5 | 70 | 77 | 5.10 | \$819 |
| 12P23BFMLKC | 23 x 15 x 24.5 | 85 | 82 | 6.10 | \$825 |
| 12P29BFMLKC | 29 x 15 x 24.5 | 85 | 92 | 7.60 | \$936 |

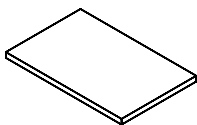
One box and one file drawer pedestal with **60 mm Casters.** Lock mounted on the right hand side. Includes factory-installed counterweight. **Can accommodate a 1" or 2" cushion** (see below). **Nominal dimensions.** Box drawer includes pencil tray.

- Specify LKC models for locking casters.

CUSHIONS FOR MOBILE PEDESTALS

MODEL# DIMENSIONS FREIGHT CLASS WT./LBS. CUBIC FT. GRADE LIST PRICE

| | | | | | | |
|-----------------|-------------|-----|---|---|---|--------------|
| CUSHION-15X19X1 | 15 x 19 x 1 | 150 | 5 | 1 | 1 | \$152 |
| | | | | | 2 | \$178 |
| | | | | | 3 | \$197 |
| | | | | | 4 | \$226 |
| CUSHION-15X23X1 | 15 x 23 x 1 | 150 | 5 | 1 | 1 | \$171 |
| | | | | | 2 | \$197 |
| | | | | | 3 | \$216 |
| | | | | | 4 | \$245 |
| CUSHION-15X29X1 | 15 x 29 x 1 | 150 | 5 | 1 | 1 | \$226 |
| | | | | | 2 | \$260 |
| | | | | | 3 | \$287 |
| | | | | | 4 | \$325 |

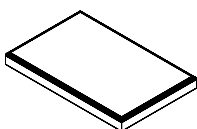


Cushions for Mobile Box/File Pedestals

For seating pedestals. 1" thick single stitched cushions. Available in all standard Global seating fabrics. Attached with supplied Velcro fasteners.

- **Cannot be used on standard mobile box/box/file, file/file or box/file pedestals**

| | | | | | | |
|-----------------|-------------|-----|---|---|---|--------------|
| CUSHION-15X19X2 | 15 x 19 x 2 | 150 | 5 | 1 | 1 | \$169 |
| | | | | | 2 | \$195 |
| | | | | | 3 | \$214 |
| | | | | | 4 | \$243 |
| CUSHION-15X23X2 | 15 x 23 x 2 | 150 | 5 | 1 | 1 | \$190 |
| | | | | | 2 | \$215 |
| | | | | | 3 | \$235 |
| | | | | | 4 | \$264 |
| CUSHION-15X29X2 | 15 x 29 x 2 | 150 | 5 | 1 | 1 | \$249 |
| | | | | | 2 | \$284 |
| | | | | | 3 | \$311 |
| | | | | | 4 | \$349 |



Cushions for Mobile Box/File Pedestals

For seating pedestals. 2" thick single stitched cushions. Cushion features a waterfall edge on the front and back. Available in all standard Global seating fabrics. Attached with supplied Velcro fasteners.

- **Cannot be used on standard mobile box/box/file, file/file or box/file pedestals**

Required Specifications

Metal Finish
Fabric

L 1900P LATERAL FILES

1900P SERIES

MODEL#

DIMENSIONS

FREIGHT CLASS

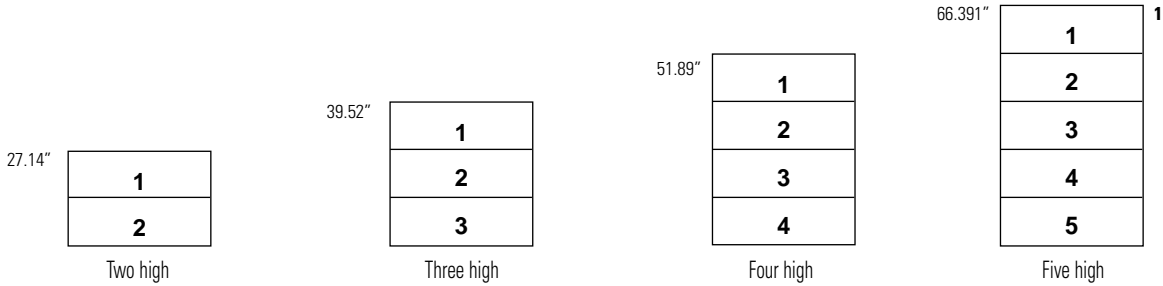
WT./LBS.

CUBIC FT.

LIST PRICE

D x W x H

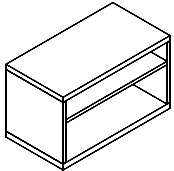
This series not available with binder openings. THE POSITION OF OPENINGS CAN NOT BE MODIFIED FROM THE PICTURE AS SHOWN



*Five Drawer Model - Top door is standard as receding door.

INTERIOR LATERAL FILE OPENINGS

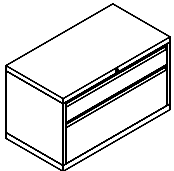
Drawer - Height 11 1/4" Drawer - Depth 15 3/4" Fixed Shelf - Depth 15 3/16"



1 1/2 h Storage Cabinet

| | | | | | |
|------------|----------------------|-----|-------|-------|--------------|
| 1930-1XSND | 19.25 x 30 x 21.1875 | 150 | 46.13 | 9.79 | \$492 |
| 1936-1XSND | 19.25 x 36 x 21.1875 | 150 | 52.88 | 11.60 | \$565 |
| 1942-1XSND | 19.25 x 42 x 21.1875 | 150 | 58.5 | 13.41 | \$642 |

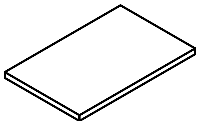
12" and 6" open shelves.



1 1/2 h Storage Cabinet w/File drawer and half height drawer

| | | | | | |
|-------------|----------------------|------|-------|-------|---------------|
| 1930P-1X1FH | 19.25 x 30 x 21.1875 | 85 | 121.5 | 9.79 | \$980 |
| 1936P-1X1FH | 19.25 x 36 x 21.1875 | 92.5 | 132 | 11.60 | \$1054 |
| 1942P-1X1FH | 19.25 x 42 x 21.1875 | 92.5 | 151.5 | 13.41 | \$1128 |

12" fixed front lateral file drawer and 6" half height drawer. Locking.



Lateral File Cushion

| | | | | | | |
|----------------|----------------|-----|---|------|---|--------------|
| CUSH19-25X30X1 | 19.25 x 30 x 1 | 125 | 7 | 1.60 | 1 | \$276 |
| | | | | | 2 | \$315 |
| | | | | | 3 | \$340 |
| | | | | | 4 | \$384 |
| CUSH19-25X36X1 | 19.25 x 36 x 1 | 150 | 7 | 1.60 | 1 | \$286 |
| | | | | | 2 | \$323 |
| | | | | | 3 | \$352 |
| | | | | | 4 | \$392 |
| CUSH19-25X42X1 | 19.25 x 42 x 1 | 250 | 4 | 1.60 | 1 | \$295 |
| | | | | | 2 | \$334 |
| | | | | | 3 | \$361 |
| | | | | | 4 | \$404 |

1" thick single stitched cushions for lateral files. Rectilinear design on all sides. Available in all standard Global seating fabrics. Attached with supplied Velcro fasteners.

Required Specifications
Metal Finish

Optional Specifications
Counterweight

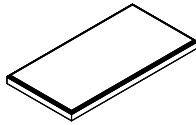
Accessories
Front to Back File Bars
Plate Dividers

1900P SERIES

| MODEL# | DIMENSIONS | FREIGHT CLASS | WT/LBS. | CUBIC FT. | LIST PRICE |
|--------|------------|---------------|---------|-----------|------------|
|--------|------------|---------------|---------|-----------|------------|

D x W x H

| | | | | | | |
|----------------|----------------|-----|---|------|---|--------------|
| CUSH19-25X30X2 | 19.25 x 30 x 2 | 125 | 8 | 1.30 | 1 | \$309 |
| | | | | | 2 | \$344 |
| | | | | | 3 | \$373 |
| | | | | | 4 | \$415 |
| CUSH19-25X36X2 | 19.25 x 36 x 2 | 150 | 7 | 1.60 | 1 | \$316 |
| | | | | | 2 | \$355 |
| | | | | | 3 | \$380 |
| | | | | | 4 | \$424 |
| CUSH19-25X42X2 | 19.25 x 42 x 2 | 150 | 7 | 1.60 | 1 | \$326 |
| | | | | | 2 | \$363 |
| | | | | | 3 | \$389 |
| | | | | | 4 | \$432 |


Lateral File Cushion

2" thick single stitched cushions for lateral files. Waterfall edge on front and back. Available in all standard Global seating fabrics. Attached with supplied Velcro fasteners.


2 Drawer Lateral File

| | | | | | |
|------------|--------------------|-----|-----|----|--------------|
| 1930P-2F12 | 19.25 x 30 x 27.35 | 100 | 115 | 13 | \$822 |
| 1936P-2F12 | 19.25 x 36 x 27.35 | 100 | 134 | 15 | \$895 |
| 1942P-2F12 | 19.25 x 42 x 27.35 | 125 | 143 | 18 | \$972 |

Counterweight is standard. Two fixed front drawers. Side-to-side hanging file bars included.

- Drawers are 12.25" high.
- **File cannot be used to store standard three ring binders.**


Mobile Lateral File Kit

| | | | | | |
|--------|--------------------|-----|---|---|--------------|
| 19-MLK | 20 x 30-36 x 3.875 | 125 | 6 | 1 | \$288 |
|--------|--------------------|-----|---|---|--------------|

Attaches beneath 1900 series 2-drawer lateral file to create a mobile lateral file. *****FOR USE UNDER 1930P-2F12, 1936P-2F12, 1930P-1X1FH AND 1936P-1X1FH ONLY***. Black paint only.**


- **Cannot be used on 1942P-2F12 lateral files or any other 18"d lateral files**


3 Drawer Lateral File

| | | | | | |
|------------|--------------------|-----|-----|----|---------------|
| 1930P-3F12 | 19.25 x 30 x 39.52 | 125 | 145 | 18 | \$1054 |
| 1936P-3F12 | 19.25 x 36 x 39.52 | 125 | 161 | 22 | \$1128 |
| 1942P-3F12 | 19.25 x 42 x 39.52 | 125 | 168 | 25 | \$1204 |

- **File cannot be used to store standard three ring binders.**
- Drawers are 12.25" high.

Counterweight is standard. Three fixed front drawers. Side-to-side hanging file bars included.

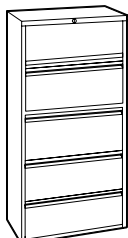

4 Drawer Lateral File

| | | | | | |
|------------|--------------------|-----|-----|----|---------------|
| 1930P-4F12 | 19.25 x 30 x 51.89 | 125 | 169 | 24 | \$1348 |
| 1936P-4F12 | 19.25 x 36 x 51.89 | 125 | 189 | 28 | \$1422 |
| 1942P-4F12 | 19.25 x 42 x 51.89 | 150 | 202 | 32 | \$1497 |

- **File cannot be used to store standard three ring binders.**
- Drawers are 12.25" high.

Counterweight is standard. Four fixed front drawers. Side-to-side hanging file bars included.

- Posting shelf option NOT available


5 Drawer Lateral File

| | | | | | |
|------------|--------------------|-----|-----|----|---------------|
| 1930P-5F12 | 19.25 x 30 x 66.39 | 125 | 198 | 29 | \$1610 |
| 1936P-5F12 | 19.25 x 36 x 66.39 | 150 | 218 | 35 | \$1684 |
| 1942P-5F12 | 19.25 x 42 x 66.39 | 150 | 242 | 40 | \$1730 |

- **File cannot be used to store standard three ring binders.**
- Drawers are 12.25" high.

Four fixed front drawers plus top drawer with receding door and roll-out shelf. Side-to-side hanging file bars included.

- Posting shelf option NOT available

Required Specifications

Metal Finish
Fabric (cushion)

Accessories

Front to Back File Bars
Plate Dividers

L 1900P LATERAL FILE TOPS

1900P SERIES LATERAL FILE TOPS

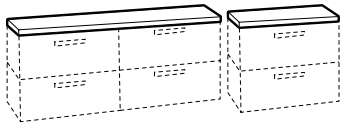
MODEL# DIMENSIONS FREIGHT CLASS WT/LBS. CUBIC FT. LIST PRICE

D x W x H

LATERAL FILE TOP NOTES:

Available finishes:

| | | | | | |
|-----|-----------------|-----|--------------------|-----|-----------------|
| ACJ | Absolute Acajou | DWT | Designer White | TFW | Tiger Fruitwood |
| ASN | Asian Night | HGT | Hayden Grey | TWL | Tiger Walnut |
| AWC | Avant Cherry | NBL | Noce Biondo | WHE | Walnut Heights |
| AWH | Avant Honey | NGL | Noce Grigio | WHC | White Chocolate |
| BLK | Black | NEL | Noce Leggero | WGY | Willow Grey |
| BRC | Brushed Cobalt | NML | Noce Medio | WCR | Winter Cherry |
| CMB | Clear Maple | QTM | Quartered Mahogany | | |
| DES | Dark Espresso | SOG | Storm Grey | | |



Lateral File Tops

| | | | | | | |
|-----------|--------|-----------------|----|-------|------|--------------|
| 30" wide | T1930 | 19.25 x 30 x 1 | 60 | 19 | .63 | \$268 |
| 36" wide | T1936 | 19.25 x 36 x 1 | 60 | 23 | .73 | \$327 |
| 42" wide | T1942 | 19.25 x 42 x 1 | 60 | 27 | .83 | \$381 |
| 60" wide | T1960 | 19.25 x 60 x 1 | 60 | 40 | 1.15 | \$522 |
| 72" wide | T1972 | 19.25 x 72 x 1 | 60 | 48 | 1.35 | \$626 |
| 84" wide | T1984 | 19.25 x 84 x 1 | 60 | 56 | 1.55 | \$727 |
| 90" wide | T1990 | 19.25 x 90 x 1 | 60 | 52 | 1 | \$817 |
| 96" wide | T1996 | 19.25 x 96 x 1 | 60 | 54.50 | 1.10 | \$817 |
| 108" wide | T19108 | 19.25 x 108 x 1 | 60 | 59 | 1.20 | \$917 |

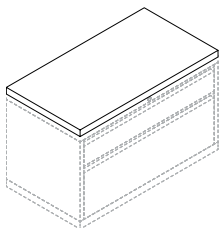
1" thick laminate tops for placement over metal files. Coordinates with 1900 Series files. Finish options are listed above.

• Contact Global for pricing on special size tops.

LATERAL FILE TOPS

MODEL# DIMENSIONS FREIGHT CLASS WT/LBS. CUBIC FT. 1" TOP 1.5" TOP HP ADD

| | | | | | | | |
|----------|-------------------|-----|----|------|--------------|--------------|--------------|
| ZUFT1896 | 18.11 x 96.10 x 1 | 100 | 47 | 5.50 | \$525 | \$653 | \$329 |
| ZUFT1890 | 18.11 x 90.12 x 1 | 100 | 44 | 5.25 | \$498 | \$615 | \$307 |
| ZUFT1884 | 18.11 x 84.09 x 1 | 100 | 41 | 4.75 | \$463 | \$577 | \$286 |
| ZUFT1878 | 18.11 x 78.11 x 1 | 100 | 38 | 4.50 | \$435 | \$535 | \$270 |
| ZUFT1872 | 18.11 x 72.13 x 1 | 70 | 35 | 2.25 | \$406 | \$502 | \$248 |
| ZUFT1866 | 18.11 x 66.10 x 1 | 85 | 32 | 2.25 | \$371 | \$459 | \$227 |
| ZUFT1860 | 18.11 x 60.12 x 1 | 85 | 29 | 2 | \$344 | \$422 | \$205 |
| ZUFT1854 | 18.11 x 54.09 x 1 | 70 | 27 | 1.75 | \$309 | \$384 | \$190 |
| ZUFT1848 | 18.11 x 48.11 x 1 | 85 | 24 | 1.75 | \$276 | \$347 | \$168 |
| ZUFT1842 | 18.11 x 42.13 x 1 | 85 | 21 | 1.50 | \$247 | \$308 | \$146 |
| ZUFT1836 | 18.11 x 36.10 x 1 | 85 | 18 | 1.25 | \$218 | \$255 | \$125 |
| ZUFT1830 | 18.11 x 30.12 x 1 | 85 | 15 | 1.25 | \$190 | \$229 | \$103 |
| ZUFT1996 | 19.25 x 96.10 x 1 | 100 | 50 | 5.75 | \$532 | \$663 | \$350 |
| ZUFT1990 | 19.25 x 90.12 x 1 | 100 | 47 | 5.50 | \$504 | \$627 | \$329 |
| ZUFT1984 | 19.25 x 84.09 x 1 | 100 | 44 | 5 | \$469 | \$582 | \$307 |
| ZUFT1978 | 19.25 x 78.11 x 1 | 100 | 41 | 4.75 | \$440 | \$545 | \$286 |
| ZUFT1972 | 19.25 x 72.13 x 1 | 70 | 38 | 2.50 | \$413 | \$508 | \$264 |
| ZUFT1966 | 19.25 x 66.10 x 1 | 70 | 34 | 2.25 | \$378 | \$465 | \$244 |
| ZUFT1960 | 19.25 x 60.12 x 1 | 70 | 31 | 2 | \$349 | \$426 | \$222 |
| ZUFT1954 | 19.25 x 54.09 x 1 | 85 | 27 | 2 | \$322 | \$390 | \$201 |
| ZUFT1948 | 19.25 x 48.11 x 1 | 85 | 25 | 1.75 | \$287 | \$351 | \$179 |
| ZUFT1942 | 19.25 x 42.13 x 1 | 85 | 22 | 1.50 | \$259 | \$315 | \$158 |
| ZUFT1936 | 19.25 x 36.10 x 1 | 70 | 19 | 1.25 | \$224 | \$271 | \$136 |
| ZUFT1930 | 19.25 x 30.12 x 1 | 85 | 16 | 1.25 | \$196 | \$234 | \$115 |



Lateral File Tops

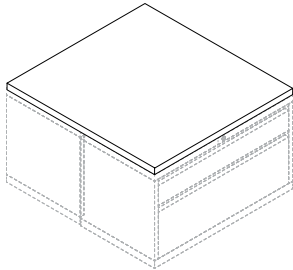
1" thick laminate tops for placement over 1900 Series Lateral Files + Storage.

• Contact Global for pricing on special size tops.

Required Specifications

Laminate finish

LATERAL FILE TOPS - BACK TO BACK



Lateral File Tops - Back to Back

| MODEL# | DIMENSIONS | FREIGHT CLASS | WT/LBS. | CUBIC FT. | 1" TOP | 1.5" TOP | HP ADD |
|------------------|-------------------|---------------|---------|-----------|--------------|---------------|--------------|
| D x W x H | | | | | | | |
| ZUFT3696 | 36.14 x 96.10 x 1 | 100 | 93 | 9.50 | \$839 | \$1076 | \$652 |
| ZUFT3690 | 36.14 x 90.12 x 1 | 92.5 | 88 | 8.75 | \$788 | \$1013 | \$614 |
| ZUFT3684 | 36.14 x 84.09 x 1 | 92.5 | 82 | 7.75 | \$726 | \$937 | \$571 |
| ZUFT3678 | 36.14 x 78.11 x 1 | 100 | 76 | 7.75 | \$692 | \$883 | \$534 |
| ZUFT3672 | 36.14 x 72.13 x 1 | 100 | 70 | 7.25 | \$646 | \$802 | \$491 |
| ZUFT3666 | 36.14 x 66.10 x 1 | 100 | 64 | 6.75 | \$583 | \$744 | \$448 |
| ZUFT3660 | 36.14 x 60.12 x 1 | 100 | 59 | 6.25 | \$543 | \$691 | \$410 |
| ZUFT3654 | 36.14 x 54.09 x 1 | 100 | 53 | 5.50 | \$504 | \$632 | \$367 |
| ZUFT3648 | 36.14 x 48.11 x 1 | 100 | 47 | 5 | \$452 | \$572 | \$329 |
| ZUFT3642 | 36.14 x 42.13 x 1 | 100 | 41 | 4.50 | \$406 | \$508 | \$286 |
| ZUFT3636 | 36.14 x 36.10 x 1 | 70 | 35 | 2.25 | \$356 | \$443 | \$248 |
| ZUFT3630 | 36.14 x 30.12 x 1 | 85 | 29 | 2 | \$309 | \$379 | \$205 |
| | | | | | | | |
| ZUFT3896 | 38.62 x 96.10 x 1 | 92.5 | 100 | 10 | \$936 | \$1217 | \$695 |
| ZUFT3890 | 38.62 x 90.12 x 1 | 100 | 94 | 9.50 | \$879 | \$1142 | \$652 |
| ZUFT3884 | 38.62 x 84.09 x 1 | 100 | 87 | 8.75 | \$827 | \$1071 | \$609 |
| ZUFT3878 | 38.62 x 78.11 x 1 | 100 | 81 | 8.25 | \$770 | \$1003 | \$566 |
| ZUFT3872 | 38.62 x 72.13 x 1 | 100 | 75 | 7.75 | \$720 | \$927 | \$523 |
| ZUFT3866 | 38.62 x 66.10 x 1 | 100 | 69 | 7 | \$663 | \$856 | \$480 |
| ZUFT3860 | 38.62 x 60.12 x 1 | 100 | 62 | 6.50 | \$612 | \$786 | \$436 |
| ZUFT3854 | 38.62 x 54.09 x 1 | 100 | 56 | 6 | \$559 | \$711 | \$393 |
| ZUFT3848 | 38.62 x 48.11 x 1 | 100 | 50 | 5.25 | \$504 | \$642 | \$350 |
| ZUFT3842 | 38.62 x 42.13 x 1 | 100 | 44 | 4.75 | \$447 | \$572 | \$307 |
| ZUFT3836 | 38.62 x 36.10 x 1 | 100 | 38 | 4.25 | \$395 | \$496 | \$264 |
| ZUFT3830 | 38.62 x 30.12 x 1 | 100 | 31 | 3.75 | \$339 | \$427 | \$222 |

1" thick laminate tops for placement over back-to-back metal filing + storage.

- Use ZUFT36xx models for 18"D laterals back-to-back
- Use ZUFT38xx models for 19.25"D laterals back-to-back
- *Contact Global for pricing on special size tops.*

Required Specifications

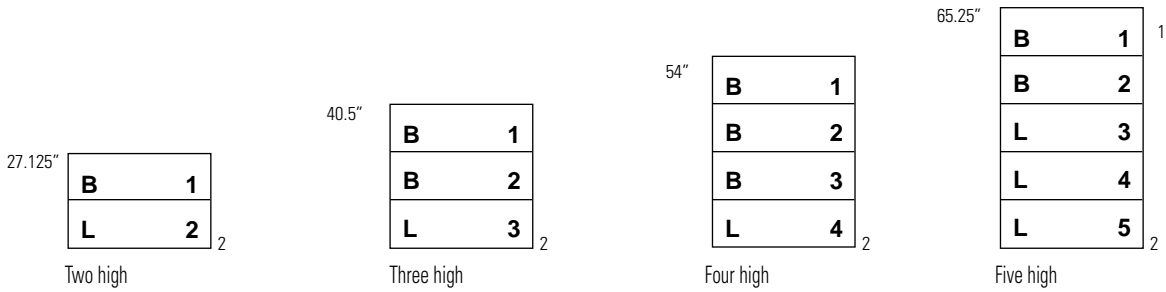
Laminate finish

L 9300/9300P LATERAL FILES

9300 / 9300P OPENING LOCATION SPECIFICATIONS

D x W x H

Available in Fixed Drawer or Receding Door with Roll-out Shelf. **THE POSITION OF "B" & "L" OPENINGS CAN NOT BE MODIFIED FROM THE PICTURE AS SHOWN**



¹Five Drawer Model - Top door is standard as receding door.

²Bottom is standard as a fixed front drawer.

9300 SERIES FILE OPENINGS

"B" Opening (Fixed Front)

13 ⁵/₁₆" High drawer to accommodate letter, legal "A4" metric size documents, and EDP "2" point suspended binders.

"B" Opening (Receding Door)

13 ⁵/₁₆" High door with either Fixed or Roll-out Shelf to accommodate letter, legal "A4" metric size documents and standard three-ring binders.

"L" Opening (Fixed Front or Receding Door)

11 ³/₁₆" High Fixed Front Drawer or Receding Door with either Fixed or Roll-out Shelf to accommodate letter, legal and "A4" metric size documents

INTERIOR CLEAR OPENING HEIGHT & DEPTH DIMENSIONS

"B" Opening

| | |
|----------------------------------|----------------------------------|
| Fixed Front Drawer | 13" |
| Receding Door and Roll-out Shelf | 12 ¹ / ₈ " |
| Receding Door and Fixed Shelf | 11 ³ / ₄ " |
| Fixed Shelf and no Receding Door | 12 ³ / ₄ " |

"L" Opening

| | |
|----------------------------------|----------------------------------|
| Fixed Front Drawer | 10 ⁷ / ₈ " |
| Receding Door and Roll-out Shelf | 10" |
| Receding Door and Fixed Shelf | 9 ⁵ / ₈ " |
| Fixed Shelf and no Receding Door | 10 ⁵ / ₈ " |

"B" & "L" Openings

| | |
|------------------------|----------------------------------|
| Drawer – Depth | 15 ³ / ₄ " |
| Roll-out Shelf – Depth | 15 ³ / ₄ " |
| Fixed Shelf – Depth | 15 ³ / ₄ " |

Required Specifications

Metal finish

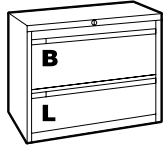
Optional Specifications

Counterweight


Accessories

Front to back file bars
Plate dividers

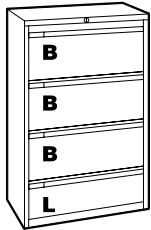
9300P SERIES - FIXED DRAWERS



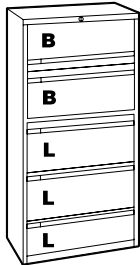
2 Drawer Lateral File



3 Drawer Lateral File



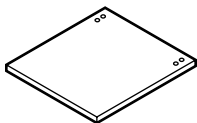
4 Drawer Lateral File



5 Drawer Lateral File



Posting Shelf



Counterweight Balance

| MODEL# | DIMENSIONS | FREIGHT CLASS | WT/LBS. | CUBIC FT. | LIST PRICE |
|--------|------------|---------------|---------|-----------|------------|
|--------|------------|---------------|---------|-----------|------------|

D x W x H

| | | | | | |
|------------|-----------------|-----|-----|----|---------------|
| 9330P-2F1H | 18 x 30 x 27.12 | 100 | 103 | 12 | \$836 |
| 9336P-2F1H | 18 x 36 x 27.12 | 125 | 110 | 14 | \$912 |
| 9342P-2F1H | 18 x 42 x 27.12 | 125 | 118 | 17 | \$1028 |

Two fixed front drawers. Side-to-side hanging file bars included.

| | | | | | |
|------------|----------------|-----|-----|----|---------------|
| 9330P-3F1H | 18 x 30 x 40.5 | 100 | 138 | 17 | \$1092 |
| 9336P-3F1H | 18 x 36 x 40.5 | 125 | 156 | 21 | \$1210 |
| 9342P-3F1H | 18 x 42 x 40.5 | 125 | 174 | 24 | \$1339 |

Three fixed front drawers. Side-to-side hanging file bars included.

| | | | | | |
|------------|--------------|-----|-----|----|---------------|
| 9330P-4F1H | 18 x 30 x 54 | 125 | 175 | 23 | \$1378 |
| 9336P-4F1H | 18 x 36 x 54 | 125 | 197 | 27 | \$1518 |
| 9342P-4F1H | 18 x 42 x 54 | 125 | 220 | 31 | \$1731 |

Four fixed front drawers. Side-to-side hanging file bars included.

| | | | | | |
|------------|-----------------|-----|-----|----|---------------|
| 9330P-5F1H | 18 x 30 x 65.25 | 125 | 215 | 27 | \$1742 |
| 9336P-5F1H | 18 x 36 x 65.25 | 125 | 245 | 32 | \$1912 |
| 9342P-5F1H | 18 x 42 x 65.25 | 125 | 275 | 37 | \$2156 |

Four fixed front drawers plus top drawer with receding door and roll-out shelf. Side-to-side hanging file bars included.

| | | | | | |
|--------|----|----|----|----|--------------|
| 93PS30 | -- | -- | -- | -- | \$83 |
| 93PS36 | -- | -- | -- | -- | \$95 |
| 93PS42 | -- | -- | -- | -- | \$103 |

Available in 5 drawer only between 2nd and 3rd opening. Must be factory installed.

| | | | | |
|----------------------------|----|----|----|--------------|
| Counterweight for 2 Drawer | -- | ** | -- | \$226 |
| Counterweight for 3 Drawer | -- | ** | -- | \$197 |
| Counterweight for 4 Drawer | -- | ** | -- | \$167 |
| Counterweight for 5 Drawer | -- | ** | -- | \$136 |

Recommended for use in 30", 36" & 42" wide 2, 3, 4 & 5 drawer freestanding laterals. Must be factory installed.

** Weight varies depending on which file cabinet the counterweight is used on.

Required Specifications

Metal finish

Optional Specifications

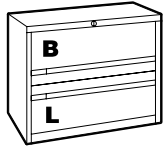
Counterweight

Accessories

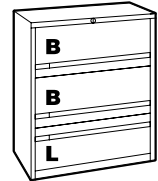
Front to back file bars
Plate dividers

L 9300P LATERAL FILES

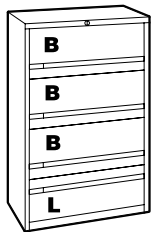
9300P SERIES - RECEDING DRAWERS



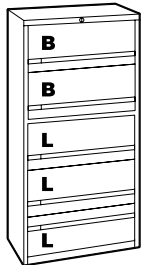
2 Drawer Lateral File



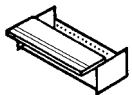
3 Drawer Lateral File



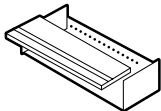
4 Drawer Lateral File



5 Drawer Lateral File



Converter



Receding Door & Roll-Out Shelf Converter

| MODEL# | DIMENSIONS D x W x H | FREIGHT CLASS | WT/LBS. | CUBIC FT. | LIST PRICE |
|------------|-------------------------|---------------|---------|-----------|---------------|
| 9330P-2R1H | 18 x 30 x 27.12 | 100 | 103 | 12 | \$952 |
| 9336P-2R1H | 18 x 36 x 27.12 | 125 | 110 | 14 | \$1036 |
| 9342P-2R1H | 18 x 42 x 27.12 | 125 | 118 | 17 | \$1146 |

One receding door with roll-out shelf. Bottom drawer fixed front. Side-to-side hanging file bars included.

| | | | | | |
|------------|----------------|-----|-----|----|---------------|
| 9330P-3R1H | 18 x 30 x 40.5 | 100 | 138 | 17 | \$1233 |
| 9336P-3R1H | 18 x 36 x 40.5 | 125 | 156 | 21 | \$1364 |
| 9342P-3R1H | 18 x 42 x 40.5 | 125 | 174 | 24 | \$1516 |

Two receding doors with roll-out shelves. Bottom drawer fixed front. Side-to-side hanging file bars included.

| | | | | | |
|------------|--------------|-----|-----|----|---------------|
| 9330P-4R1H | 18 x 30 x 54 | 125 | 175 | 23 | \$1620 |
| 9336P-4R1H | 18 x 36 x 54 | 125 | 197 | 27 | \$1764 |
| 9342P-4R1H | 18 x 42 x 54 | 125 | 220 | 31 | \$2004 |

Three receding doors with roll-out shelves. Bottom drawer fixed front. Side-to-side hanging file bars included.

| | | | | | |
|------------|-----------------|-----|-----|----|---------------|
| 9330P-5R1H | 18 x 30 x 65.25 | 125 | 215 | 27 | \$1991 |
| 9336P-5R1H | 18 x 36 x 65.25 | 125 | 245 | 32 | \$2208 |
| 9342P-5R1H | 18 x 42 x 65.25 | 125 | 275 | 37 | \$2447 |

Four receding doors with roll-out shelves. Bottom drawer fixed front. Side-to-side hanging file bars included.

| | | | | | |
|-------|-------|----|----|----|-----|
| FSC30 | 30" w | -- | -- | -- | N/C |
| FSC36 | 36" w | -- | -- | -- | N/C |
| FSC42 | 42" w | -- | -- | -- | N/C |

Converts top drawer on 5 drawer model to fixed slotted shelf with a receding door.

| | | | | | |
|-------|-------|----|----|----|-------------|
| RRC30 | 30" w | -- | -- | -- | \$69 |
| RRC36 | 36" w | -- | -- | -- | \$69 |
| RRC42 | 42" w | -- | -- | -- | \$69 |

Applies to receding door file cabinets only. Bottom drawer only. Must be factory installed. **Add \$69 to List Price**

- Specials available. Call for pricing.

Required Specifications

Metal Finish

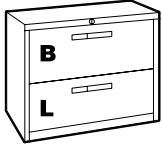
Optional Specifications

Counterweight


Accessories

Front to Back File Bars
Plate Dividers

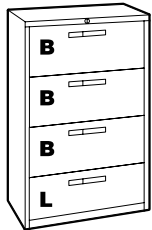
9300 SERIES - FIXED DRAWERS



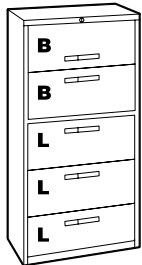
2 Drawer Lateral File



3 Drawer Lateral File



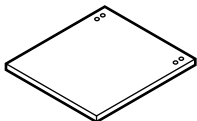
4 Drawer Lateral File



5 Drawer Lateral File



Posting Shelf



Counterweight Balance

| MODEL# | DIMENSIONS | FREIGHT CLASS | WT/LBS. | CUBIC FT. | LIST PRICE |
|--------|------------|---------------|---------|-----------|------------|
|--------|------------|---------------|---------|-----------|------------|

D x W x H

| | | | | | |
|-----------|-----------------|-----|-----|----|---------------|
| 9330-2F1H | 18 x 30 x 27.12 | 100 | 103 | 12 | \$836 |
| 9336-2F1H | 18 x 36 x 27.12 | 125 | 110 | 14 | \$912 |
| 9342-2F1H | 18 x 42 x 27.12 | 125 | 118 | 17 | \$1028 |

Two fixed front drawers. Side-to-side hanging file bars included.

| | | | | | |
|-----------|----------------|-----|-----|----|---------------|
| 9330-3F1H | 18 x 30 x 40.5 | 100 | 138 | 17 | \$1092 |
| 9336-3F1H | 18 x 36 x 40.5 | 125 | 156 | 21 | \$1210 |
| 9342-3F1H | 18 x 42 x 40.5 | 125 | 174 | 24 | \$1339 |

Three fixed front drawers. Side-to-side hanging file bars included.

| | | | | | |
|-----------|--------------|-----|-----|----|---------------|
| 9330-4F1H | 18 x 30 x 54 | 125 | 175 | 23 | \$1378 |
| 9336-4F1H | 18 x 36 x 54 | 125 | 197 | 27 | \$1518 |
| 9342-4F1H | 18 x 42 x 54 | 125 | 220 | 31 | \$1731 |

Four fixed front drawers. Side-to-side hanging file bars included.

| | | | | | |
|-----------|-----------------|-----|-----|----|---------------|
| 9330-5F1H | 18 x 30 x 65.25 | 125 | 215 | 27 | \$1742 |
| 9336-5F1H | 18 x 36 x 65.25 | 125 | 245 | 32 | \$1912 |
| 9342-5F1H | 18 x 42 x 65.25 | 125 | 275 | 37 | \$2156 |

Four fixed front drawers plus top drawer with receding door and roll-out shelf. Side-to-side hanging file bars included.

| | | | | | |
|--------|----|----|----|----|--------------|
| 93PS30 | -- | -- | -- | -- | \$83 |
| 93PS36 | -- | -- | -- | -- | \$95 |
| 93PS42 | -- | -- | -- | -- | \$103 |

Available in 5 drawer only between 2nd and 3rd opening. Must be factory installed.

| | | | | |
|----------------------------|----|----|----|--------------|
| Counterweight for 2 Drawer | -- | ** | -- | \$226 |
| Counterweight for 3 Drawer | -- | ** | -- | \$197 |
| Counterweight for 4 Drawer | -- | ** | -- | \$167 |
| Counterweight for 5 Drawer | -- | ** | -- | \$136 |

Recommended for use in 30", 36" & 42" wide 2, 3, 4 & 5 drawer free standing laterals. Must be factory installed.

** Weight varies depending on which file cabinet the counterweight is used on.

Required Specifications

Metal Finish

Optional Specifications

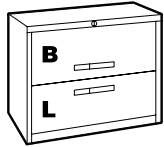
Counterweight

Accessories

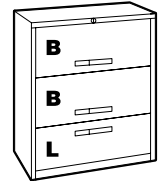
Front to Back File Bars
Plate Dividers

L 9300 LATERAL FILES

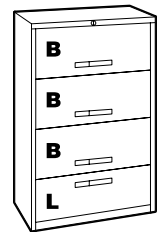
9300 SERIES - RECEDING DRAWERS



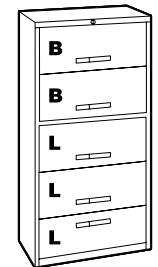
2 Drawer Lateral File



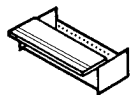
3 Drawer Lateral File



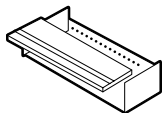
4 Drawer Lateral File



5 Drawer Lateral File



Converter



Receding Door & Roll-Out Shelf Converter

| MODEL# | DIMENSIONS D x W x H | FREIGHT CLASS | WT/LBS. | CUBIC FT. | LIST PRICE |
|-----------|-------------------------|---------------|---------|-----------|---------------|
| 9330-2R1H | 18 x 30 x 27.12 | 100 | 103 | 12 | \$952 |
| 9336-2R1H | 18 x 36 x 27.12 | 125 | 110 | 14 | \$1036 |
| 9342-2R1H | 18 x 42 x 27.12 | 125 | 118 | 17 | \$1146 |

One receding door with roll-out shelf. Bottom drawer fixed front. Side-to-side hanging file bars included.

| | | | | | |
|-----------|----------------|-----|-----|----|---------------|
| 9330-3R1H | 18 x 30 x 40.5 | 100 | 138 | 17 | \$1233 |
| 9336-3R1H | 18 x 36 x 40.5 | 125 | 156 | 21 | \$1364 |
| 9342-3R1H | 18 x 42 x 40.5 | 125 | 174 | 24 | \$1516 |

Two receding doors with roll-out shelves. Bottom drawer fixed front. Side-to-side hanging file bars included.

| | | | | | |
|-----------|--------------|-----|-----|----|---------------|
| 9330-4R1H | 18 x 30 x 54 | 125 | 175 | 23 | \$1620 |
| 9336-4R1H | 18 x 36 x 54 | 125 | 197 | 27 | \$1764 |
| 9342-4R1H | 18 x 42 x 54 | 125 | 220 | 31 | \$2004 |

Three receding doors with roll-out shelves. Bottom drawer fixed front. Side-to-side hanging file bars included.

| | | | | | |
|-----------|-----------------|-----|-----|----|---------------|
| 9330-5R1H | 18 x 30 x 65.25 | 125 | 215 | 27 | \$2092 |
| 9336-5R1H | 18 x 36 x 65.25 | 125 | 245 | 32 | \$2208 |
| 9342-5R1H | 18 x 42 x 65.25 | 125 | 275 | 37 | \$2447 |

Four receding doors with roll-out shelves. Bottom drawer fixed front. Side-to-side hanging file bars included.

| | | | | | |
|-------|-------|----|----|----|-----|
| FSC30 | 30" w | -- | -- | -- | N/C |
| FSC36 | 36" w | -- | -- | -- | N/C |
| FSC42 | 42" w | -- | -- | -- | N/C |

Converts top drawer on 5 drawer model to fixed slotted shelf with a receding door.

| | | | | | |
|-------|-------|----|----|----|-------------|
| RRC30 | 30" w | -- | -- | -- | \$69 |
| RRC36 | 36" w | -- | -- | -- | \$69 |
| RRC42 | 42" w | -- | -- | -- | \$69 |

Applies to receding door file cabinets only. Bottom drawer only. Must be factory installed. **Add \$69 to List Price**

- Specials available. Call for pricing.

Required Specifications

Metal Finish

Optional Specifications

Counterweight

Accessories

Front to Back File Bars
Plate Dividers

1200P SERIES - HOW TO SPECIFY
MODEL#
DIMENSIONS
FREIGHT CLASS
WT./LBS.
CUBIC FT.
LIST PRICE
TO CREATE MODEL NUMBER 1236P6SRFFFFEPC-BLK

| Step 1 | Step 2 | Step 3 | Step 4 | Step 5 | Step 6 | Step 7 | Step 8 |
|--------|--------|--------|--|--------|--------|--------|--------|
| 1236 | P | 6 | Position 1: S Position 2: R Position 3: F Position 4: F Position 5: F Position 6: F | E | P | C | BLK |

D x W x H
Step 1

Choose a Model Number and Width

Step 2

 Choose Pull Option: Full Pull (**P**) or Soft Touch Hytrell™ (**B**)

Step 3

 Select height. **When ordering a 6-high Cabinet, the top drawer is always a Receding Front with a Fixed Shelf**
Step 4

Select drawer options.

Step 5

 Electronic Lock (**E**), Leave blank for standard lock

Step 6

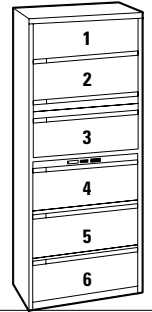
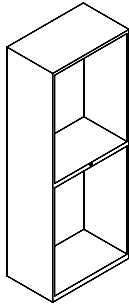
 Posting Shelf (**P**)

Only available on 4-high, 5-high and 6-high files
Step 7

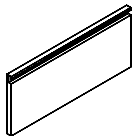
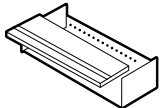
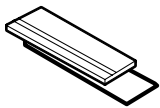
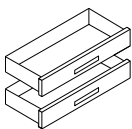
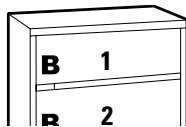
 Counterweight (**C**), Leave blank for no counterweight

Step 8

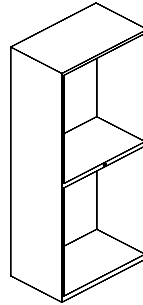
Select Finish


30" CASE


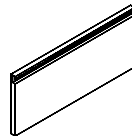
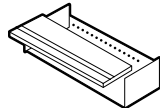
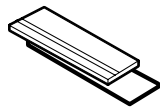
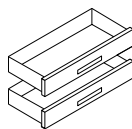
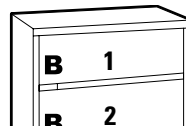
| | |
|-------------------------|---------------|
| 1230P2 (Case 2H) | \$776 |
| 1230P3 (Case 3H) | \$963 |
| 1230P4 (Case 4H) | \$1213 |
| 1230P5 (Case 5H) | \$1501 |
| 1230P6 (Case 6H) | \$2022 |

30" COMPONENTS:

F - Fixed Front \$102

R - Receding Door \$169

S - Fixed Shelf \$108

H - Half High \$341

B - Binder \$181**

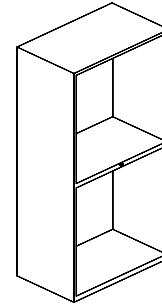
P - Posting Shelf \$214

E - eLOCK \$378
36" CASE


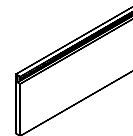
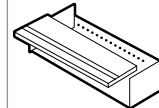
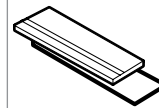
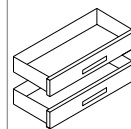
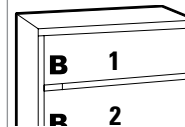
| | |
|-------------------------|---------------|
| 1236P2 (Case 2H) | \$804 |
| 1236P3 (Case 3H) | \$1036 |
| 1236P4 (Case 4H) | \$1307 |
| 1236P5 (Case 5H) | \$1550 |
| 1236P6 (Case 6H) | \$2128 |

36" COMPONENTS:

F - Fixed Front \$115

R - Receding Door \$181

S - Fixed Shelf \$123

H - Half High \$356

B - Binder \$199**

P - Posting Shelf \$221

E - eLOCK \$378
42" CASE


| | |
|-------------------------|---------------|
| 1242P2 (Case 2H) | \$901 |
| 1242P3 (Case 3H) | \$1142 |
| 1242P4 (Case 4H) | \$1424 |
| 1242P5 (Case 5H) | \$1751 |
| 1242P6 (Case 6H) | \$2260 |

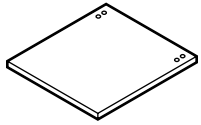
42" COMPONENTS:

F - Fixed Front \$145

R - Receding Door \$199

S - Fixed Shelf \$137

H - Half High \$370

B - Binder \$214**

P - Posting Shelf \$228

E - eLOCK \$378

L 1200P LATERAL FILES

1200P SERIES



Counterweight Balance

| MODEL# | DIMENSIONS D x W x H | FREIGHT CLASS | WT/LBS. | CUBIC FT. | LIST PRICE |
|--------|----------------------------|---------------|---------|-----------|--------------|
| | Counterweight for 2 Drawer | -- | ** | -- | \$226 |
| | Counterweight for 3 Drawer | -- | ** | -- | \$197 |
| | Counterweight for 4 Drawer | -- | ** | -- | \$167 |
| | Counterweight for 5 Drawer | -- | ** | -- | \$136 |
| | Counterweight for 6 Drawer | -- | ** | -- | \$136 |

Recommended for use in 30", 36" & 42" wide 2, 3, 4, 5 & 6 drawer free standing laterals. Must be factory installed.
 ** Weight varies depending on which file cabinet the counterweight is used on.

ADDITIONAL NOTES:

- All drawers and full shelves on the 1200 Series are slotted to accept full height dividers.
- Optional posting shelf for 4, 5 and 6 high units is positioned between 3rd from bottom and 4th from bottom opening.
- Standard three ring binders may only be stored in optional binder height with fixed or pull-out shelves.
 For binder height with receding front door and fixed shelf, please specify **(B)****

** Available on **position 1 (top)** on 2, 3, 4 or 5 high units; available on **positions 1 and 2** on 6 high units.

When **(B)** option is specified, the height of the unit is as follows:

2 high with "B" opening on top position = 29.125"

3 high with "B" opening on top position = 41.875"

4 high with "B" opening on top position = 55.375"

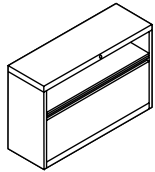
5 high with "B" opening on top position = 67.25"

6 high with "B" opening on top position = 79.25"

6 high with "B" opening on top and 2nd positions = 80.625"

- When the eLock option **(E)** is specified for 2 high cabinets, the overall height of the units is increased by 0.75" (from 27.75" to 28.5") to accommodate the locking mechanism
- For END TAB filing, specify **S** option (S = fixed shelf with receding door) for reach opening to accommodate standard end tab files. Inside shelf clearance 10.625"H.

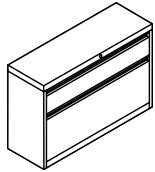
1200P SERIES - 1.5 HIGH



1½ h Storage Cabinet w/File Drawer

| MODEL# | DIMENSIONS | FREIGHT CLASS | WT/LBS. | CUBIC FT. | LIST PRICE |
|-----------|-----------------|---------------|---------|-----------|--------------|
| 1230P1XSF | 18 x 30 x 21.75 | 125 | 61.37 | 8.26 | \$934 |
| 1236P1XSF | 18 x 36 x 21.75 | 125 | 63.86 | 9.84 | \$957 |
| 1242P1XSF | 18 x 42 x 21.75 | 125 | 78 | 11.41 | \$986 |

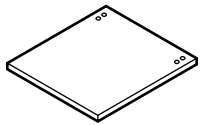
12" Lateral file drawer and 6" open shelf. Locking.



1½ h Storage Cabinet w/File drawer and half height drawer

| | | | | | |
|-----------|-----------------|------|-----|-------|---------------|
| 1230P1XHF | 18 x 30 x 21.75 | 85 | 103 | 8.26 | \$1002 |
| 1236P1XHF | 18 x 36 x 21.75 | 92.5 | 107 | 9.84 | \$1024 |
| 1242P1XHF | 18 x 42 x 21.75 | 100 | 112 | 11.41 | \$1054 |

12" fixed front lateral file drawer and 6" half height drawer. Locking.



Counterweight for 1.5h Lateral File

| | | | | |
|----------|----|----|----|--------------|
| CWB30-1X | -- | ** | -- | \$274 |
| CWB36-1X | -- | ** | -- | \$274 |
| CWB42-1X | -- | ** | -- | \$274 |

Recommended for use in 30", 36" & 42" wide 1.5 high lateral files. Must be factory installed.
 ** Weight varies depending on which file cabinet the counterweight is used on.

Required Specifications

Metal finish

Optional Specifications

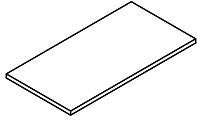
Counterweight

Accessories

Front to Back File Bars
 Plate Dividers

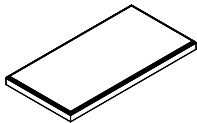
1200P SERIES

| MODEL# | DIMENSIONS | FREIGHT CLASS | WT/LBS. | CUBIC FT. | FAB. GRD. | LIST PRICE |
|--------|------------|---------------|---------|-----------|-----------|------------|
|--------|------------|---------------|---------|-----------|-----------|------------|


Lateral File Cushion

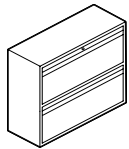
| | D x W x H | | | | | |
|-----------------|-------------|-----|---|------|---|--------------|
| CUSHION-18X30X1 | 18 x 30 x 1 | 150 | 7 | 1.30 | 1 | \$237 |
| | | | | | 2 | \$271 |
| | | | | | 3 | \$297 |
| | | | | | 4 | \$335 |
| CUSHION-18X36X1 | 18 x 36 x 1 | 150 | 7 | 1.60 | 1 | \$264 |
| | | | | | 2 | \$297 |
| | | | | | 3 | \$324 |
| | | | | | 4 | \$362 |
| CUSHION-18X42X1 | 18 x 42 x 1 | 150 | 4 | 1.60 | 1 | \$282 |
| | | | | | 2 | \$316 |
| | | | | | 3 | \$342 |
| | | | | | 4 | \$380 |

1" thick single stitched cushions for lateral files. Rectilinear design on all sides. Available in all standard Global seating fabrics. Attached with supplied Velcro fasteners.


Lateral File Cushion

| | | | | | | |
|-----------------|-------------|-----|---|------|---|--------------|
| CUSHION-18X30X2 | 18 x 30 x 2 | 150 | 5 | 1 | 1 | \$261 |
| | | | | | 2 | \$295 |
| | | | | | 3 | \$322 |
| | | | | | 4 | \$360 |
| CUSHION-18X36X2 | 18 x 36 x 2 | 150 | 7 | 1.60 | 1 | \$291 |
| | | | | | 2 | \$326 |
| | | | | | 3 | \$353 |
| | | | | | 4 | \$389 |
| CUSHION-18X42X2 | 18 x 42 x 2 | 150 | 7 | 1.60 | 1 | \$311 |
| | | | | | 2 | \$344 |
| | | | | | 3 | \$372 |
| | | | | | 4 | \$409 |

2" thick single stitched cushions for lateral files. Waterfall edge on front and back. Available in all standard Global seating fabrics. Attached with supplied Velcro fasteners.


2 Drawer Lateral File - Fixed Front Worksurface supporting

| | | | | | | |
|------------|-----------------|------|-----|-------|--|---------------|
| 1230P2FFWS | 18 x 30 x 27.75 | 92.5 | 105 | 10.40 | | \$972 |
| 1236P2FFWS | 18 x 36 x 27.75 | 100 | 114 | 12.38 | | \$1031 |
| 1242P2FFWS | 18 x 42 x 27.75 | 100 | 123 | 14.36 | | \$1188 |

Two fixed front drawers. Side-to-side hanging file bars included. Locking.

Required Specifications

Metal Finish (cabinet)
Fabric (cushion)

Optional Specifications

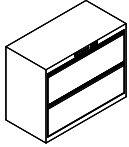
Counterweight

Accessories

Front to Back File Bars
Plate Dividers

L 1200P LATERAL FILES

1200P SERIES - 2 HIGH

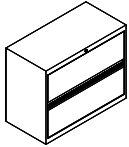


**2 Drawer Lateral File w/E-Lock
Fixed Front**

| MODEL# | DIMENSIONS D x W x H | FREIGHT CLASS | WT/LBS. | CUBIC FT. | LIST PRICE |
|-----------|-------------------------|---------------|---------|-----------|---------------|
| 1230P2FFE | 18 x 30 x 28.5 | 100 | 103 | 10.69 | \$1348 |
| 1236P2FFE | 18 x 36 x 28.5 | 100 | 110 | 12.70 | \$1405 |
| 1242P2FFE | 18 x 42 x 28.5 | 125 | 117 | 14.70 | \$1562 |

Two fixed front drawers. Electronic Lock factory installed. Placed in standard key position for each model.

- Side-to-side hanging file bars included.
- All drawers and full shelves are slotted to accept full height dividers
- **File cannot be used to store standard three ring binders.**

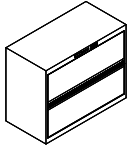


**2 Drawer Lateral File - Receding/Fixed
Worksurface supporting**

| | | | | | |
|------------|-----------------|-----|-----|-------|---------------|
| 1230P2RFWS | 18 x 30 x 27.75 | 100 | 103 | 10.69 | \$1038 |
| 1236P2RFWS | 18 x 36 x 27.75 | 100 | 110 | 12.70 | \$1097 |
| 1242P2RFWS | 18 x 42 x 27.75 | 125 | 117 | 14.70 | \$1240 |

One receding door with roll-out shelf. Bottom drawer has fixed front.

- Side-to-side hanging file bars included.
- All drawers and full shelves are slotted to accept full height dividers
- **File cannot be used to store standard three ring binders.**

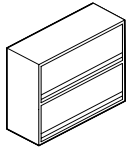


**2 Drawer Lateral File w/E-Lock
Receding Door / Fixed Front**

| | | | | | |
|-----------|----------------|-----|-----|-------|---------------|
| 1230P2RFE | 18 x 30 x 28.5 | 100 | 103 | 10.69 | \$1425 |
| 1236P2RFE | 18 x 36 x 28.5 | 100 | 110 | 12.70 | \$1503 |
| 1242P2RFE | 18 x 42 x 28.5 | 125 | 117 | 14.70 | \$1622 |

One receding door with roll-out shelf. Bottom drawer has fixed front. Electronic Lock factory installed. Placed in standard key position for each model.

- Side-to-side hanging file bars included.
- All drawers and full shelves are slotted to accept full height dividers
- **File cannot be used to store standard three ring binders.**



**2 Drawer Lateral File - Receding Doors
Worksurface Supporting**

| | | | | | |
|------------|-----------------|-----|-----|-------|---------------|
| 1230P2SSWS | 18 x 30 x 27.75 | 100 | 98 | 10.40 | \$986 |
| 1236P2SSWS | 18 x 36 x 27.75 | 100 | 108 | 12.58 | \$1045 |
| 1242P2SSWS | 18 x 42 x 27.75 | 125 | 117 | 14.36 | \$1172 |

Two receding doors with fixed shelves.

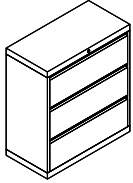
- **File cannot be used to store standard three ring binders.**

Required Specifications
Metal Finish

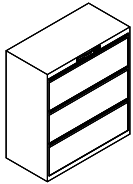
Optional Specifications
Counterweight

Accessories
Front to Back File Bars
Plate Dividers

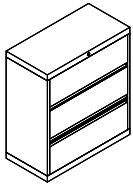
1200P SERIES - 3 HIGH



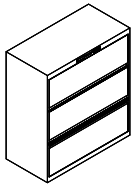
3 Drawer Lateral File - Fixed Front



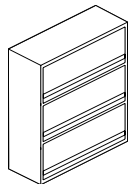
3 Drawer Lateral File w/E-Lock Fixed Front



3 Drawer Lateral File 2 Receding Doors / 1 Fixed Front



3 Drawer Lateral File w/E-Lock 2 Receding Doors / 1 Fixed Front



3 Drawer Lateral File - Receding Doors

| MODEL# | DIMENSIONS | FREIGHT CLASS | WT/LBS. | CUBIC FT. | LIST PRICE |
|--------|------------|---------------|---------|-----------|------------|
|--------|------------|---------------|---------|-----------|------------|

D x W x H

| | | | | | |
|-----------|----------------|-----|-----|-------|---------------|
| 1230P3FFF | 18 x 30 x 40.5 | 100 | 136 | 14.93 | \$1256 |
| 1236P3FFF | 18 x 36 x 40.5 | 100 | 150 | 17.77 | \$1374 |
| 1242P3FFF | 18 x 42 x 40.5 | 125 | 164 | 20.62 | \$1570 |

• **File cannot be used to store standard three ring binders.**

Three fixed front drawers.

- Side-to-side hanging file bars included.
- All drawers and full shelves are slotted to accept full height dividers

| | | | | | |
|------------|----------------|-----|-----|-------|---------------|
| 1230P3FFFE | 18 x 30 x 40.5 | 100 | 136 | 14.95 | \$1632 |
| 1236P3FFFE | 18 x 36 x 40.5 | 100 | 150 | 17.77 | \$1750 |
| 1242P3FFFE | 18 x 42 x 40.5 | 125 | 164 | 20.62 | \$1945 |

• **File cannot be used to store standard three ring binders.**

Three fixed front drawers. Electronic Lock factory installed. Placed in standard key position for each model.

- Side-to-side hanging file bars included.
- All drawers and full shelves are slotted to accept full height dividers

| | | | | | |
|-----------|----------------|-----|-----|-------|---------------|
| 1230P3RRF | 18 x 30 x 40.5 | 100 | 136 | 14.95 | \$1392 |
| 1236P3RRF | 18 x 36 x 40.5 | 100 | 150 | 17.77 | \$1510 |
| 1242P3RRF | 18 x 42 x 40.5 | 125 | 164 | 20.62 | \$1677 |

• **File cannot be used to store standard three ring binders.**

Two receding doors with roll-out shelves. Bottom drawer has fixed front.

- Side-to-side hanging file bars included.
- All drawers and full shelves are slotted to accept full height dividers

| | | | | | |
|------------|----------------|-----|-----|-------|---------------|
| 1230P3RRFE | 18 x 30 x 40.5 | 100 | 136 | 14.95 | \$1750 |
| 1236P3RRFE | 18 x 36 x 40.5 | 100 | 150 | 17.77 | \$1886 |
| 1242P3RRFE | 18 x 42 x 40.5 | 125 | 164 | 20.62 | \$2084 |

• **File cannot be used to store standard three ring binders.**

Two receding doors with roll-out shelves. Bottom drawer has fixed front. Electronic Lock factory installed. Placed in standard key position for each model.

- Side-to-side hanging file bars included.
- All drawers and full shelves are slotted to accept full height dividers

| | | | | | |
|-----------|----------------|-----|-----|-------|---------------|
| 1230P3SSS | 18 x 30 x 40.5 | 100 | 130 | 14.95 | \$1278 |
| 1236P3SSS | 18 x 36 x 40.5 | 125 | 144 | 17.77 | \$1397 |
| 1242P3SSS | 18 x 42 x 40.5 | 125 | 156 | 20.62 | \$1548 |

• **File cannot be used to store standard three ring binders.**

Three receding doors with fixed shelves.

Required Specifications

Metal Finish

Optional Specifications

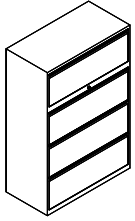
Counterweight

Accessories

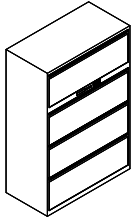
Front to Back File Bars
Plate Dividers

L 1200P LATERAL FILES

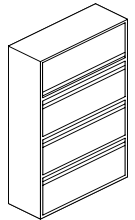
1200P SERIES - 4 HIGH



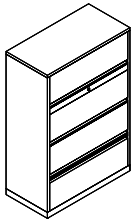
4 Drawer Lateral File - Fixed Front



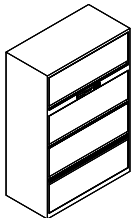
4 Drawer Lateral File w/E-Lock Fixed Front



4 Drawer Lateral File, 1 Receding Door / 3 Fixed Front



4 Drawer Lateral File 3 Receding Doors / 1 Fixed Front



4 Drawer Lateral File w/E-Lock 3 Receding Doors / 1 Fixed Front

| MODEL# | DIMENSIONS D x W x H | FREIGHT CLASS | WT./LBS. | CUBIC FT. | LIST PRICE |
|------------|-------------------------|---------------|----------|-----------|---------------|
| 1230P4FFFF | 18 x 30 x 54 | 100 | 169 | 19.73 | \$1603 |
| 1236P4FFFF | 18 x 36 x 54 | 125 | 190 | 23.49 | \$1757 |
| 1242P4FFFF | 18 x 42 x 54 | 125 | 211 | 27.24 | \$1994 |

- File cannot be used to store standard three ring binders.

Four fixed front drawers. Side-to-side hanging file bars included.

- All drawers and full shelves are slotted to accept full height dividers
- Optional Posting Shelf is available between the 1st and 2nd opening.

| | | | | | |
|-------------|--------------|-----|-----|-------|---------------|
| 1230P4FFFFE | 18 x 30 x 54 | 100 | 169 | 19.73 | \$1977 |
| 1236P4FFFFE | 18 x 36 x 54 | 125 | 190 | 23.49 | \$2132 |
| 1242P4FFFFE | 18 x 42 x 54 | 125 | 211 | 27.24 | \$2369 |

- File cannot be used to store standard three ring binders.

Four fixed front drawers. Electronic Lock factory installed. Placed in standard key position for each model. Side-to-side hanging file bars included.

- All drawers and full shelves are slotted to accept full height dividers
- *Optional Posting Shelf is available between the 1st and 2nd opening.*

| | | | | | |
|------------|--------------|-----|-----|-------|---------------|
| 1230P4RFFF | 18 x 30 x 54 | 100 | 169 | 19.73 | \$1670 |
| 1236P4RFFF | 18 x 36 x 54 | 125 | 190 | 23.49 | \$1824 |
| 1242P4RFFF | 18 x 42 x 54 | 125 | 211 | 27.24 | \$2047 |

Three fixed front drawers plus top drawer with receding door and roll-out shelf. Side-to-side hanging file bars included.

| | | | | | |
|------------|--------------|-----|-----|-------|---------------|
| 1230P4RRRF | 18 x 30 x 54 | 100 | 169 | 19.73 | \$1803 |
| 1236P4RRRF | 18 x 36 x 54 | 125 | 190 | 23.49 | \$1961 |
| 1242P4RRRF | 18 x 42 x 54 | 125 | 211 | 27.24 | \$2152 |

- File cannot be used to store standard three ring binders.

Three receding doors with roll-out shelves. Bottom drawer has fixed front. Side-to-side hanging file bars included.

- All drawers and full shelves are slotted to accept full height dividers
- *Optional Posting Shelf is available between the 1st and 2nd opening.*

| | | | | | |
|-------------|--------------|-----|-----|-------|---------------|
| 1230P4RRRFE | 18 x 30 x 54 | 100 | 169 | 19.73 | \$2115 |
| 1236P4RRRFE | 18 x 36 x 54 | 125 | 190 | 23.49 | \$2309 |
| 1242P4RRRFE | 18 x 42 x 54 | 125 | 211 | 27.24 | \$2565 |

- File cannot be used to store standard three ring binders.

Three receding doors with roll-out shelves. Bottom drawer has fixed front. Electronic Lock factory installed. Placed in standard key position for each model. Side-to-side hanging file bars included.

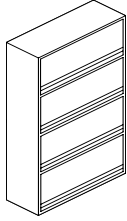
- All drawers and full shelves are slotted to accept full height dividers
- *Optional Posting Shelf is available between the 1st and 2nd opening.*

Required Specifications
Metal Finish

Optional Specifications
Counterweight

Accessories
Front to Back File Bars
Plate Dividers

1200P SERIES - 4 HIGH



4 Drawer Lateral File - Receding Doors

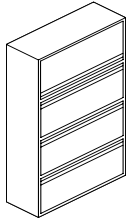
| MODEL# | DIMENSIONS | FREIGHT CLASS | WT./LBS. | CUBIC FT. | LIST PRICE |
|--------|------------|---------------|----------|-----------|------------|
|--------|------------|---------------|----------|-----------|------------|

D x W x H

| | | | | | |
|------------|--------------|-----|-----|-------|---------------|
| 1230P4SSSS | 18 x 30 x 54 | 125 | 158 | 19.73 | \$1633 |
| 1236P4SSSS | 18 x 36 x 54 | 125 | 179 | 23.49 | \$1788 |
| 1242P4SSSS | 18 x 42 x 54 | 125 | 199 | 27.24 | \$1964 |

Four receding doors with fixed shelves.

- **File cannot be used to store standard three ring binders.**



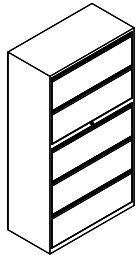
**4 Drawer Lateral File
3 Fixed Front / 1 Binder Drawer**

| | | | | | |
|------------|--------------|-----|-----|-------|---------------|
| 1230P4BFFF | 18 x 30 x 54 | 100 | 170 | 19.73 | \$1684 |
| 1236P4BFFF | 18 x 36 x 54 | 125 | 190 | 23.49 | \$1840 |
| 1242P4BFFF | 18 x 42 x 54 | 125 | 211 | 27.24 | \$2063 |

Three fixed front drawers. Top drawer is binder height.

- Side-to-side hanging file bars included.
- All drawers and full shelves are slotted to accept full height dividers

1200 SERIES - 5 HIGH



**5 Drawer Lateral File
1 Receding Door / 4 Fixed Front**

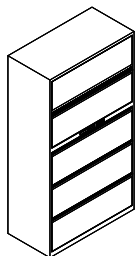
| MODEL# | DIMENSIONS | FREIGHT CLASS | WT./LBS. | CUBIC FT. | LIST PRICE |
|--------|------------|---------------|----------|-----------|------------|
|--------|------------|---------------|----------|-----------|------------|

| | | | | | |
|-------------|-----------------|-----|-----|-------|---------------|
| 1230P5RFFFF | 18 x 30 x 65.88 | 100 | 202 | 23.95 | \$2122 |
| 1236P5RFFFF | 18 x 36 x 65.88 | 125 | 230 | 28.51 | \$2182 |
| 1242P5RFFFF | 18 x 42 x 65.88 | 125 | 258 | 33.08 | \$2516 |

- **File cannot be used to store standard three ring binders.**

Four fixed front drawers and one top drawer with receding door and roll-out shelf. Side-to-side hanging file bars included.

- All drawers and full shelves are slotted to accept full height dividers
- *Optional Posting Shelf is available between the 2nd and 3rd opening.*



**5 Drawer Lateral File w/E-Lock
1 Receding Door / 4 Fixed Front**

| | | | | | |
|--------------|-----------------|-----|-----|-------|---------------|
| 1230P5RFFFFE | 18 x 30 x 65.88 | 100 | 202 | 23.95 | \$2498 |
| 1236P5RFFFFE | 18 x 36 x 65.88 | 125 | 230 | 28.51 | \$2558 |
| 1242P5RFFFFE | 18 x 42 x 65.88 | 125 | 258 | 33.08 | \$2892 |

- **File cannot be used to store standard three ring binders.**

Four fixed front drawers and one top drawer with receding door and roll-out shelf. Electronic Lock factory installed. Placed in standard key position for each model. Side-to-side hanging file bars included.

- All drawers and full shelves are slotted to accept full height dividers
- *Optional Posting Shelf is available between the 2nd and 3rd opening.*

Required Specifications

Metal Finish

Optional Specifications

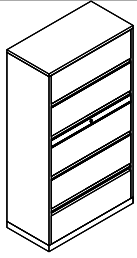
Counterweight

Accessories

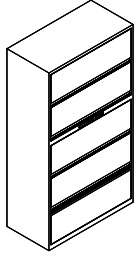
Front to Back File Bars
Plate Dividers

L 1200P LATERAL FILES

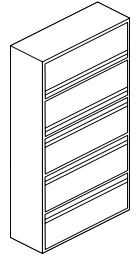
1200P SERIES - 5 HIGH



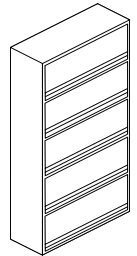
5 Drawer Lateral File
4 Receding Doors / 1 Fixed Front



5 Drawer Lateral File w/E-Lock
4 Receding Doors / 1 Fixed Front



5 Drawer Lateral File
2 Receding Doors / 3 Fixed Front



5 Drawer Lateral File
5 Receding Doors

| MODEL# | DIMENSIONS D x W x H | FREIGHT CLASS | WT./LBS. | CUBIC FT. | LIST PRICE |
|-------------|-------------------------|---------------|----------|-----------|---------------|
| 1230P5RRRRF | 18 x 30 x 65.88 | 100 | 202 | 23.95 | \$2260 |
| 1236P5RRRRF | 18 x 36 x 65.88 | 125 | 230 | 28.51 | \$2384 |
| 1242P5RRRRF | 18 x 42 x 65.88 | 125 | 258 | 33.08 | \$2674 |

- **File cannot be used to store standard three ring binders.**

Four receding doors with roll-out shelves. Bottom drawer has fixed front. Side-to-side hanging file bars included.

- All drawers and full shelves are slotted to accept full height dividers
- *Optional Posting Shelf is available between the 2nd and 3rd opening.*

| | | | | | |
|--------------|-----------------|-----|-----|-------|---------------|
| 1230P5RRRRFE | 18 x 30 x 65.88 | 100 | 202 | 23.95 | \$2676 |
| 1236P5RRRRFE | 18 x 36 x 65.88 | 125 | 230 | 28.51 | \$2830 |
| 1242P5RRRRFE | 18 x 42 x 65.88 | 125 | 258 | 33.08 | \$3087 |

- **File cannot be used to store standard three ring binders.**

Four receding doors with roll-out shelves. Bottom drawer has fixed front. Electronic Lock factory installed. Placed in standard key position for each model. Side-to-side hanging file bars included.

- All drawers and full shelves are slotted to accept full height dividers
- *Optional Posting Shelf is available between the 2nd and 3rd opening.*

| | | | | | |
|-------------|-----------------|-----|-----|-------|---------------|
| 1230P5RRFFF | 18 x 30 x 65.88 | 100 | 203 | 23.95 | \$2124 |
| 1236P5RRFFF | 18 x 36 x 65.88 | 125 | 230 | 28.51 | \$2078 |
| 1242P5RRFFF | 18 x 42 x 65.88 | 125 | 258 | 33.08 | \$2568 |

Three fixed front drawers and two top drawers with receding doors and roll-out shelves. Side-to-side hanging file bars included.

| | | | | | |
|-------------|-----------------|-----|-----|-------|---------------|
| 1230P5SSSSS | 18 x 30 x 65.88 | 125 | 197 | 23.95 | \$2027 |
| 1236P5SSSSS | 18 x 36 x 65.88 | 125 | 230 | 28.51 | \$2152 |
| 1242P5SSSSS | 18 x 42 x 65.88 | 125 | 243 | 33.08 | \$2426 |

Five receding doors with fixed shelves.

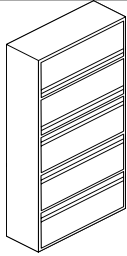
- **File cannot be used to store standard three ring binders.**
- *Optional Posting Shelf is available between the 2nd and 3rd opening.*

Required Specifications
Metal finish

Optional Specifications
Counterweight

Accessories
Front to Back File Bars
Plate Dividers

1200P SERIES - 5 HIGH



5 Drawer Lateral File - Fixed Front

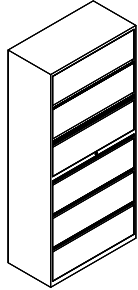
| MODEL# | DIMENSIONS | FREIGHT CLASS | WT./LBS. | CUBIC FT. | LIST PRICE |
|--------|------------|---------------|----------|-----------|------------|
|--------|------------|---------------|----------|-----------|------------|

D x W x H

| | | | | | |
|-------------|-----------------|-----|-----|----|---------------|
| 1230P5BRFFF | 18 x 30 x 67.06 | 100 | 203 | 24 | \$2139 |
| 1236P5BRFFF | 18 x 36 x 67.06 | 125 | 231 | 29 | \$2265 |
| 1242P5BRFFF | 18 x 42 x 67.06 | 125 | 259 | 34 | \$2583 |

Two receding doors with fixed shelves and 3 fixed drawer fronts.

1200 P SERIES - 6 HIGH



**6 Drawer Lateral File
2 Receding Doors / 4 Fixed Front**

| MODEL# | DIMENSIONS | FREIGHT CLASS | WT./LBS. | CUBIC FT. | LIST PRICE |
|--------|------------|---------------|----------|-----------|------------|
|--------|------------|---------------|----------|-----------|------------|

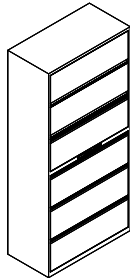
| | | | | | |
|--------------|-----------------|-----|-----|-------|---------------|
| 1230P6SRFFFF | 18 x 30 x 77.88 | 125 | 235 | 28.22 | \$2682 |
| 1236P6SRFFFF | 18 x 36 x 77.88 | 125 | 270 | 33.59 | \$2880 |
| 1242P6SRFFFF | 18 x 42 x 77.88 | 125 | 305 | 38.97 | \$3162 |

• **File cannot be used to store standard three ring binders.**

- Top drawer is only available with a **fixed** shelf
- 2nd position drawer has a **roll-out**-shelf

Four fixed front drawers and two top drawers with receding doors. Side-to-side hanging file bars included.

- All drawers and full shelves are slotted to accept full height dividers
- *Optional Posting Shelf is available between the 3rd and 4th opening.*



**6 Drawer Lateral File w/E-Lock
2 Receding Doors / 4 Fixed Front**

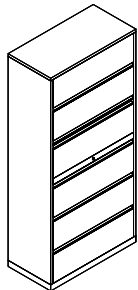
| | | | | | |
|---------------|-----------------|-----|-----|-------|---------------|
| 1230P6SRFFFFE | 18 x 30 x 77.88 | 125 | 235 | 28.22 | \$3059 |
| 1236P6SRFFFFE | 18 x 36 x 77.88 | 125 | 270 | 33.59 | \$3256 |
| 1242P6SRFFFFE | 18 x 42 x 77.88 | 125 | 305 | 38.97 | \$3536 |

• **File cannot be used to store standard three ring binders.**

- Top drawer is only available with a **fixed** shelf
- 2nd position drawer has a **roll-out**-shelf

Four fixed front drawers and two top drawers with receding doors. Electronic Lock factory installed. Placed in standard key position for each model. Side-to-side hanging file bars included.

- All drawers and full shelves are slotted to accept full height dividers
- *Optional Posting Shelf is available between the 3rd and 4th opening.*



**6 Drawer Lateral File
4 Receding Doors / 2 Fixed Front**

| | | | | | |
|--------------|-----------------|-----|-----|-------|---------------|
| 1230P6SRRRRF | 18 x 30 x 77.88 | 125 | 235 | 28.22 | \$2770 |
| 1236P6SRRRRF | 18 x 36 x 77.88 | 125 | 270 | 33.59 | \$2969 |
| 1242P6SRRRRF | 18 x 42 x 77.88 | 125 | 305 | 38.97 | \$3255 |

• **File cannot be used to store standard three ring binders.**

- Top drawer is only available with a **fixed** shelf
- 2nd position drawer has a **roll-out**-shelf

Four receding doors with roll-out shelves. Bottom drawer has fixed front. Side-to-side hanging file bars included.

- All drawers and full shelves are slotted to accept full height dividers
- *Optional Posting Shelf is available between the 3rd and 4th opening.*

Required Specifications

Metal Finish

Optional Specifications

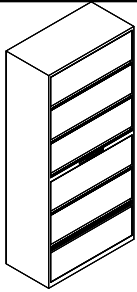
Counterweight

Accessories

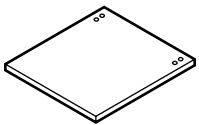
Front to Back File Bars
Plate Dividers

L 1200P LATERAL FILES

1200P SERIES - 6 HIGH



**6 Drawer Lateral File w/E-Lock
4 Receding Doors / 2 Fixed Front**



Counterweight Balance

| MODEL# | DIMENSIONS | FREIGHT CLASS | WT/LBS. | CUBIC FT. | LIST PRICE |
|--------|------------|---------------|---------|-----------|------------|
|--------|------------|---------------|---------|-----------|------------|

| | D x W x H | | | | |
|---------------|-----------------|-----|-----|-------|---------------|
| 1230P6SRRRRFE | 18 x 30 x 77.88 | 100 | 235 | 28.22 | \$3143 |
| 1236P6SRRRRFE | 18 x 36 x 77.88 | 125 | 270 | 33.59 | \$3345 |
| 1242P6SRRRRFE | 18 x 42 x 77.88 | 125 | 305 | 38.97 | \$3629 |

- **File cannot be used to store standard three ring binders.**
- Top drawer is only available with a **fixed** shelf
- 2nd position drawer has a **roll-out**-shelf

Four receding doors with roll-out shelves. Bottom drawer has fixed front. Electronic Lock factory installed. Placed in standard key position for each model. Side-to-side hanging file bars included.

- All drawers and full shelves are slotted to accept full height dividers
- *Optional Posting Shelf is available between the 3rd and 4th opening.*

| | | | | |
|----------------------------|----|----|----|--------------|
| Counterweight for 2 Drawer | -- | ** | -- | \$226 |
| Counterweight for 3 Drawer | -- | ** | -- | \$197 |
| Counterweight for 4 Drawer | -- | ** | -- | \$167 |
| Counterweight for 5 Drawer | -- | ** | -- | \$136 |
| Counterweight for 6 Drawer | -- | ** | -- | \$136 |

Recommended for use in 30", 36" & 42" wide 2, 3, 4, 5 & 6 drawer free standing laterals. Must be factory installed.

**Weight varies depending on which file cabinet the counterweight is used on.

Required Specifications

Metal Finish

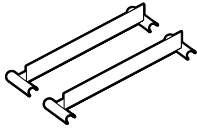
Optional Specifications

Counterweight

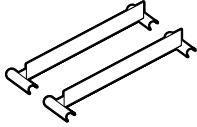
Accessories

Front to Back File Bars
Plate Dividers

LATERAL FILE ACCESSORIES



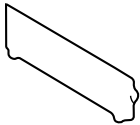
Front-to-Back Hanging File Bars for 9300 and 1900 Series Lateral Files



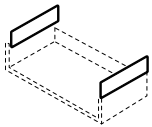
Front-to-Back Hanging File Bars for 1200 Series Lateral Files



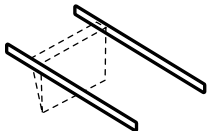
Plate Dividers



Half Height Plate Dividers



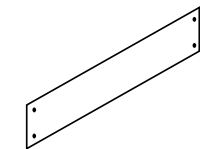
Side Adapters



Side-to-Side Hanging File Bars



Extra Key



Lateral Mounting Bracket

| MODEL# | DIMENSIONS | FREIGHT CLASS | WT/LBS. | CUBIC FT. | LIST PRICE |
|--------|------------|---------------|---------|-----------|------------|
|--------|------------|---------------|---------|-----------|------------|

D x W x H

| | | | | | |
|---------|----------------|----|-----|------|---------------|
| FBB | -- x 15.2 x -- | 70 | 1 | .10 | \$27 |
| FBB-50 | -- x 15.2 x -- | 60 | 50 | .50 | \$842 |
| FBB-100 | -- x 15.2 x -- | 60 | 100 | 2.71 | \$1542 |

Includes two bars. Grey. FBB is one pair; FBB-50 is fifty pairs; FBB-100 is 100 pairs.

- Not recommended for "L" opening with receding door and roll-out shelves.

| | | | | | |
|------------|----------------|----|-----|------|---------------|
| FBBEFC | -- x 15.2 x -- | 70 | 1 | .10 | \$27 |
| FBB-50EFC | -- x 15.2 x -- | 60 | 50 | .50 | \$842 |
| FBB-100EFC | -- x 15.2 x -- | 60 | 100 | 2.71 | \$1542 |

Includes two bars. Textured dark grey. FBBEFC is one pair; FBB-50EFC is fifty pairs; FBB-100EFC is 100 pairs.

- Not recommended for "L" opening with receding door and roll-out shelves.

| | | | | | |
|----|----|----|---|-----|-------------|
| PD | -- | 60 | 4 | .10 | \$39 |
|----|----|----|---|-----|-------------|

Three per package. **EFC** (environmentally friendly color - a variable charcoal-like color as a result of the use of recycled finishing materials). Suitable for End Tab filing.

| | | | | | |
|--------|----|----|---|-----|--------------|
| EXHHPD | -- | 60 | 2 | .01 | \$151 |
|--------|----|----|---|-----|--------------|

Three per package. Full depth half height plate divider. **EFC** (environmentally friendly color - a variable charcoal-like color as a result of the use of recycled finishing materials).

| | | | | | |
|------|----|----|---|-----|-------------|
| EDPS | -- | 60 | 3 | .10 | \$49 |
|------|----|----|---|-----|-------------|

One pair. Grey. For two point suspension printout style binders. Must be used with side-to-side file bars. One pair required for each drawer.

- Not recommended in receding door applications.

| | | | | | |
|-------|------|----|---|-----|-------------|
| HBF30 | 30 w | 60 | 4 | .10 | \$49 |
| HBF36 | 36 w | 60 | 4 | .10 | \$49 |
| HBF42 | 42 w | 60 | 4 | .10 | \$49 |

One pair. Grey. For 30", 36" or 42" widths. Included in standard product.

| | | | | | |
|------|----|----|----|----|-------------|
| EK93 | -- | -- | -- | -- | \$18 |
|------|----|----|----|----|-------------|

Specify core #. Key range W401-W550.

| | | | | | |
|-------|--------------|----|------|-----|-------------|
| LMB30 | -- x -- x -- | 60 | 2.40 | .01 | \$78 |
| LMB36 | -- x -- x -- | 60 | 3 | .01 | \$78 |
| LMB42 | -- x -- x -- | 60 | 3.50 | .01 | \$78 |

Must be used to secure a 2 high storage cabinet unit on top of a 2, 3, 4 or 5 high lateral. Available in Black.

L LATERAL FILES TOPS

LATERAL FILE TOPS

MODEL#

DIMENSIONS

FREIGHT CLASS

WT/LBS.

CUBIC FT.

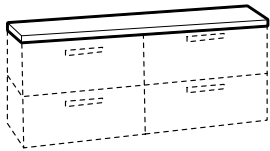
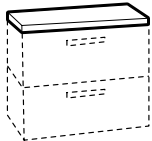
LIST PRICE

D x W x H

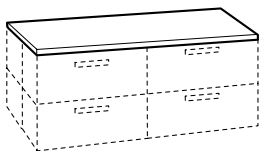
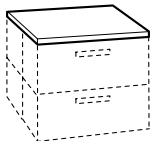
LATERAL FILE TOP NOTES:

Available finishes:

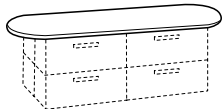
| | | | | | |
|-----|-----------------|-----|--------------------|-----|-----------------|
| ACJ | Absolute Acajou | DWT | Designer White | TFW | Tiger Fruitwood |
| ASN | Asian Night | HGT | Hayden Grey | TWL | Tiger Walnut |
| AWC | Avant Cherry | NBL | Noce Biondo | WHE | Walnut Heights |
| AWH | Avant Honey | NGL | Noce Grigio | WHC | White Chocolate |
| BLK | Black | NEL | Noce Leggero | WGY | Willow Grey |
| BRC | Brushed Cobalt | NML | Noce Medio | WCR | Winter Cherry |
| CMB | Clear Maple | QTM | Quartered Mahogany | | |
| DES | Dark Espresso | SOG | Storm Grey | | |



Lateral File Tops



Lateral File Tops - Back to Back



Lateral File Tops - Racetrack with 18" radius

D x W x H

| | | | | | | |
|-----------|--------|--------------|----|-------|---|--------------|
| 30" wide | T1830 | 18 x 30 x 1 | 70 | 15 | 1 | \$201 |
| 36" wide | T1836 | 18 x 36 x 1 | 70 | 18 | 1 | \$242 |
| 42" wide | T1842 | 18 x 42 x 1 | 70 | 21 | 1 | \$281 |
| 60" wide | T1860 | 18 x 60 x 1 | 70 | 30 | 2 | \$398 |
| 72" wide | T1872 | 18 x 72 x 1 | 70 | 36 | 2 | \$472 |
| 84" wide | T1884 | 18 x 84 x 1 | 70 | 42 | 2 | \$549 |
| 90" wide | T1890 | 18 x 90 x 1 | 65 | 45 | 2 | \$614 |
| 96" wide | T1896 | 18 x 96 x 1 | 60 | 50.25 | 1 | \$614 |
| 108" wide | T18108 | 18 x 108 x 1 | 70 | 54 | 3 | \$682 |

1" thick laminate tops for placement over metal files or File Taxi. Coordinates with Global deskings. Finish options are listed above.

- Contact Global for pricing on special size tops.

| | | | | | | |
|-----------|--------|--------------|----|-------|------|---------------|
| 30" wide | T3630 | 36 x 30 x 1 | 60 | 32 | .65 | \$383 |
| 36" wide | T3636 | 36 x 36 x 1 | 60 | 34.25 | .75 | \$459 |
| 42" wide | T3642 | 36 x 42 x 1 | 60 | 36.50 | .90 | \$538 |
| 60" wide | T3660 | 36 x 60 x 1 | 60 | 41 | 1.25 | \$765 |
| 72" wide | T3672 | 36 x 72 x 1 | 60 | 45.25 | 1.50 | \$917 |
| 84" wide | T3684 | 36 x 84 x 1 | 65 | 49.50 | 1.75 | \$1071 |
| 90" wide | T3690 | 36 x 90 x 1 | 65 | 51.75 | 1.90 | \$1225 |
| 96" wide | T3696 | 36 x 96 x 1 | 65 | 54 | 2 | \$1225 |
| 108" wide | T36108 | 36 x 108 x 1 | 65 | 58.25 | 2.25 | \$1373 |

1" thick laminate tops for placement over back-to-back metal files. Coordinates with Global casegoods. Finish options are listed above.

- Contact Global for pricing on special size tops.

| | | | | | | |
|-----------|---------|--------------|----|-------|------|---------------|
| 96" wide | T3696R | 36 x 96 x 1 | 60 | 71.50 | 2 | \$1225 |
| 108" wide | T36108R | 36 x 108 x 1 | 60 | 112 | 2.25 | \$1373 |
| 120" wide | T36120R | 36 x 120 x 1 | 60 | 123 | 2.50 | \$1528 |

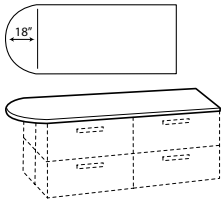
1" thick laminate tops for placement over metal files or File Taxi. Coordinates with Global casegoods. Finish options are listed above.

- Contact Global for pricing on special size tops.

Required Specifications

Laminate Finish (tops)

LATERAL FILE ACCESSORIES



Lateral File Tops - D-Top w/18" radius

MODEL#

DIMENSIONS

FREIGHT CLASS

WT./LBS.

CUBIC FT.

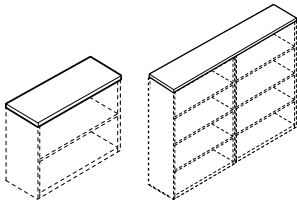
LIST PRICE

D x W x H

| | | | | | | |
|-----------|---------|--------------|----|--------|------|---------------|
| 48" wide | T3648D | 36 x 48 x 1 | 60 | 50 | 1 | \$614 |
| 54" wide | T3654D | 36 x 54 x 1 | 60 | 56 | 1.15 | \$765 |
| 60" wide | T3660D | 36 x 60 x 1 | 60 | 62 | 1.25 | \$765 |
| 78" wide | T3678D | 36 x 78 x 1 | 60 | 81 | 1.65 | \$1071 |
| 90" wide | T3690D | 36 x 90 x 1 | 60 | 94 | 1.90 | \$1225 |
| 102" wide | T36102D | 36 x 102 x 1 | 60 | 106.75 | 2.15 | \$1528 |

1" thick laminate tops for placement over metal files or File Taxi. Coordinates with Global casegoods. Finish options are listed above.

- Contact Global for pricing on special size tops.

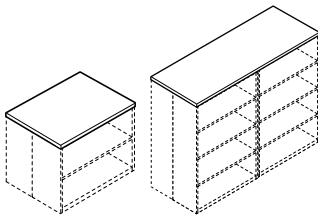


Laminate Tops for bookcases

| | | | | | | |
|----------|-------|-------------|----|-------|-----|--------------|
| 30" wide | T1330 | 13 x 30 x 1 | 60 | 11.50 | .25 | \$193 |
| 36" wide | T1336 | 13 x 36 x 1 | 60 | 13.75 | .27 | \$235 |
| 42" wide | T1342 | 13 x 42 x 1 | 60 | 15.75 | .30 | \$309 |
| 60" wide | T1360 | 13 x 60 x 1 | 60 | 20 | .45 | \$383 |
| 72" wide | T1372 | 13 x 72 x 1 | 60 | 24 | .55 | \$459 |
| 84" wide | T1384 | 13 x 84 x 1 | 60 | 28 | .65 | \$614 |

1" thick laminate tops for placement over metal bookcases. Coordinates with Global casegoods. Finish options are listed above.

- Contact Global for pricing on special size tops.



Laminate Tops for bookcases

| | | | | | | |
|----------|-------|-------------|----|-------|------|---------------|
| 30" wide | T2630 | 26 x 30 x 1 | 60 | 22.50 | .45 | \$320 |
| 36" wide | T2636 | 26 x 36 x 1 | 60 | 27 | .54 | \$383 |
| 42" wide | T2642 | 26 x 42 x 1 | 60 | 31 | .60 | \$511 |
| 60" wide | T2660 | 26 x 60 x 1 | 60 | 45 | .90 | \$638 |
| 72" wide | T2672 | 26 x 72 x 1 | 60 | 54 | 1.10 | \$765 |
| 84" wide | T2684 | 26 x 84 x 1 | 60 | 63 | 1.30 | \$1020 |

1" thick laminate tops for placement over metal bookcases. Coordinates with Global casegoods. Finish options are listed above.

- Contact Global for pricing on special size tops.

FILE BUDDY

MODEL#

DIMENSIONS

FREIGHT CLASS

WT./LBS.


CUBIC FT.

GRADE

LIST

GRADE

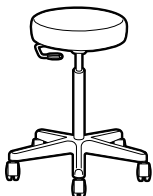
LIST



File Buddy Swivel Stool

| | | | | | | | | |
|------|----------------|-----|----|------|---|--------------|----|--------------|
| 1105 | 14 x 14 x 18.5 | 125 | 19 | 2.90 | 1 | \$387 | 7 | \$557 |
| | | | | | 2 | \$412 | 8 | \$629 |
| | | | | | 3 | \$432 | 9 | \$661 |
| | | | | | 4 | \$464 | 10 | \$725 |
| | | | | | 5 | \$504 | 11 | \$815 |
| | | | | | 6 | \$527 | 12 | \$926 |

5" pneumatic adjustable height stool from **16¼" to 21¼"**. Black, 5-legged, injection molded base. 14" diameter seat. C65 casters are standard. Shipped RTA (ready to assemble). COM Yardage: 0.75.



File Buddy Swivel Stool

| | | | | | | | | |
|------|----------------|-----|----|------|---|--------------|----|--------------|
| 1110 | 14 x 14 x 27.5 | 125 | 20 | 2.90 | 1 | \$453 | 7 | \$619 |
| | | | | | 2 | \$475 | 8 | \$690 |
| | | | | | 3 | \$497 | 9 | \$724 |
| | | | | | 4 | \$529 | 10 | \$790 |
| | | | | | 5 | \$569 | 11 | \$880 |
| | | | | | 6 | \$590 | 12 | \$991 |

5" pneumatic adjustable height stool from **22¼" to 32¼"**. Black, 5-legged, injection molded base. 14" diameter seat. C65 casters are standard. Shipped RTA (ready to assemble). COM Yardage: 0.75.

Required Specifications

Laminate Finish (tops)

Fabric (File Buddy)

L 1200 PERSONAL LOCKERS

GENERAL INFORMATION

- Comprehensive range of personal storage in a variety of sizes and configurations starting at 27"H single column widths up to 66"H triple column widths.
- Configurations include units with 1, 2, 3, 4, 6, 8 or 9 compartments depending on size.
- Lockers adapt to any space plan; in personal or shared work spaces, individually tailored to suit storage needs. Ideal for flex spaces or used to define space and used as barriers between work areas and to help guide workplace foot traffic flow.
- Painted metal case available in two depths with door front options available in painted metal or thermally fused laminate to add warmth and complement desking products or millwork. Also available in limited sizes without doors for open cubby style storage.
- Multiple door pull options including integrated full metal pulls, applied pulls to match Global Desking series and "no pull" options for ease of cleaning and to seamlessly integrate with any existing products to customize the overall aesthetic.
- Digital keyless lock options including keypad entry or RFID, programmable for "assigned" or single use "hoteling" applications
- Inside access to leveling glides for ease of installation.
- Units may be specified for optional ganging.
- Ships fully assembled.

CONSTRUCTION SPECIFICATIONS

- Metal case construction of top/bottom and inside panels in 18 gauge steel; sides, back and shelves in 20 gauge steel.
- Door fronts may be specified in painted metal or ¹¹/₁₆" thick thermally fused laminate doors with 2mm matching edge.
- Inside depth clearance is 17.125" on 18" deep cabinets.
- Inside depth clearance is 23.125" on 24" deep cabinets.
- Standard flush base with recessed kick base and 1" levelers (3/4" of adjustability for leveling), elevated units also available with 4"H feet (2" of adjustability for leveling).
- Welded case with reinforced channels to ensure strength.
- Full overlay doors with soft close hinges.
- Meets applicable ANSI/BIFMA standards for optimum durability and performance.
Note: All 12", 15" or 18" wide lockers must be ganged to another locker or anchored to a fixed wall or adjacent cabinet for compliance with applicable ANSI/BIFMA X5.6 Storage standards.

PRODUCT CODE BREAKDOWN:

- LM**- indicates locker, metal door fronts
- LL**- indicates locker, laminate door fronts
- ##** - 3rd & 4th position indicates outside width
- ##** - 5th & 6th position indicates outside nominal height
- S**- indicates 18"D overall / **D** - indicates 24"D overall
- #** - 8th position indicates the number of columns side to side
- #** - 9th position indicates the number of rows top to bottom
- L** or **R** - indicates doors installed for left or right hand hinge (doors with cam locks are reversible on-site if required)
- N** - indicates no feet, levelers only / **4** - indicates elevated case, supported by 4"H feet

ADDITIONAL PRODUCTS TO BE ORDERED SEPARATELY WHEN REQUIRED:

Sloped Tops

- Convert a standard flat top locker to one with a sloped top. See page 52.

End of run panels

- To cap the end of a locker run with a finished laminate panel. See page 52.

Master keys for keyless lock options

- Keypad and RFID keyless lock options require master keys for initial programming of locks per site and for ongoing management and maintenance. See page 53.

Wayfinding

- High performance vinyl wayfinding number sets available. See page 50.

FINISH OPTIONS

- Must specify finish for case and doors separately
- Metal case and doors are finished in an environmentally friendly electrostatically applied powder coat solution - a superior durable and lasting finish.

Painted metal case and door finish options:

| | | | |
|------------|-------------------------|-------------|-----------------------------|
| BGR | Business Grey | MCH | Mocha Textured |
| BKC | Black Coffee Textured | MET | Metro |
| BLK | Black | MOS | Moss |
| BNE | Bone | NEV | Nevada |
| BZD | Blizzard Textured | NAVY | Navy |
| CHR | Charcoal | OYS | Oyster |
| CLT | Claret | SDT | Stonedust Textured |
| DCH | Dark Chocolate Textured | SGR | Storm Grey |
| DPT | Desert Putty | SIL | Silver |
| DWT | Designer White | SKY | Sky |
| FOG | Fog | STN | Stone |
| GRY | Grey | TPE | Taupe |
| LGR | Light Grey | TSA | Tahiti Sand |
| ICE | Ice | TUN | Tungsten (add 10% upcharge) |
| IVR | Ivory | WIL | Willow |

Thermally fused laminate door front finish options:

| | | | |
|------------|-----------------|------------|--------------------|
| ACJ | Absolute Acajou | NGL | Noce Grigio |
| ASN | Asian Night | NEL | Noce Leggero |
| AWC | Avant Cherry | NML | Noce Medio |
| AWH | Avant Honey | QTM | Quartered Mahogany |
| BLK | Black | SOG | Storm Grey |
| BRC | Brushed Cobalt | TFW | Tiger Fruitwood |
| CMB | Clear Maple | TWL | Tiger Walnut |
| DES | Dark Espresso | WHE | Walnut Heights |
| DWT | Designer White | WHC | White Chocolate |
| HGT | Hayden Grey | WGY | Willow Grey |
| NBL | Noce Biondo | WCR | Winter Cherry |

SPECIFICATION OPTIONS

LOCKS

- NL** - No lock
- CL** - Cam locks⁽¹⁾. No upcharge.
- PL** - Hasp lock (for user supplied pad locks). **Add \$117** per opening.
- DL** (Silver) or **DB** (Black) - Keyless, key pad entry⁽²⁾. **Add \$210** per opening.
- DR** (Silver) or **DA** (Black) - Keyless, RFID entry⁽²⁾. **Add \$274** per opening.

Notes:

⁽¹⁾ **CL** option - randomly assigned lock cores and keys are factory installed. Option to specify key list requirements available. Complete key list form (see "Global Key List Form" on page 3) and include completed form with order. Lock cores and keys will be shipped separately, to be field installed.

⁽²⁾ **DA**, **DB**, **DL** and **DR** options are not available with metal fronts with **PX** pull option.

- Programming and Manager keys must be ordered separately when specifying Keypad or RFID Digital Locks. Please see notes on page 53.

PULLS

- NH** - No pull, flush front. No upcharge.
- PX** - Integral full pull (only available metal doors). **Add \$19** per opening.
- KN** - Knob. **Add \$19** per opening.
- HS** - Flared Silver. **Add \$19** per opening.
- HW** - Flared Brass. **Add \$19** per opening.
- HX** - Flared matte Black. **Add \$19** per opening.
- HV** - Square edge Silver. **Add \$19** per opening.
- HU** - Square edge matte Black. **Add \$19** per opening.
- HO** - Crescent Black. **Add \$19** per opening.
- HQ** - Bar Silver. **Add \$19** per opening.
- HR** - Bar Black. **Add \$19** per opening.
- HZ** - Dimpled matte Nickel. **Add \$19** per opening.



KN knob



HV square edge Silver



HQ bar Silver



HS flared Silver



HU square edge matte Black



HR bar Black



HW flared Brass



HO crescent Black



HZ dimpled matte Nickel



HX flared matte Black

INTERIOR SHELF AND HANGING OPTIONS

- To add interior shelves, accessory hooks or accessory bar specify one of the following options:

- NS** - None. No upcharge.
- TS** - Top shelf. **Add \$42** per opening.
- TR** - Top shelf with accessory rod. **Add \$80** per opening.
- TH** - Top shelf with two accessory hooks. **Add \$62** per opening.
- BS** - Bottom shelf. **Add \$42** per opening.
- BR** - Bottom shelf with accessory rod above. **Add \$80** per opening.
- BH** - Bottom shelf with two accessory hooks above. **Add \$62** per opening.
- DS** - Top and bottom shelf. **Add \$80** per opening.
- DR** - Top and bottom shelf with accessory rod. **Add \$120** per opening.
- DH** - Top and bottom shelf with two accessory hooks. **Add \$103** per opening.
- RO** - Accessory rod only. **Add \$33** per opening.
- HO** - Two accessory hooks only. **Add \$23** per opening.

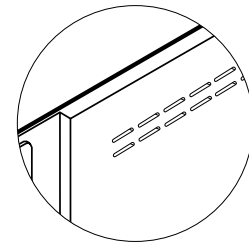
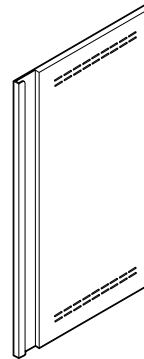
Not all options are available for all size openings. Confirm available options specific to opening size per electronic specification tools or Build-it tool on Global's website.

NOTES

- Shelves are adjustable in 2" increments, tools required. Minimum position 3" from top or bottom of opening.
- Load capacity per shelf is 48.5 lbs.

VENTILATION

- Only applicable for lockers with metal doors (LM models only).
- N** - None. No upcharge.
- U** - Upper position on door front. **Add \$152** per opening.
- L** - Lower position on door front. **Add \$152** per opening.
- B** - Both upper and lower positions on door front. **Add \$303** per opening.



MAIL SLOT

- Optional mail slot for units with metal doors only.
- Mail slot is 5" wide x 0.25" high, position centered 3" from top.
- N** - None. No upcharge.
- M** - Mail slot. **Add \$146** per opening.

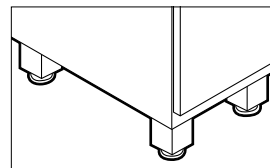
NOTE: If both ventilation and mail slot options are desired, specify bottom ventilation option only with mail slot option.

GANGING

- **All units 12", 15" or 18" wide must be ganged to another locker or anchored to a fixed wall or adjacent cabinet for compliance with applicable ANSI/ BIFMA X5.6 Storage standards.**
- Units may ship factory ready for ganging, specify:
 - NG** - No ganging. No upcharge.
 - BG** - Unit drilled on both sides for ganging, upcharge per cabinet applies. **Add \$60.** Ganging hardware included.
- Units specified for ganging will be drilled through on both sides of cabinets and include ganging hardware for one side. For end units, specify no ganging and follow easy on site instructions to add ganging left or right side as required to end a run.

ELEVATED BASE

- Elevated units with 4" feet



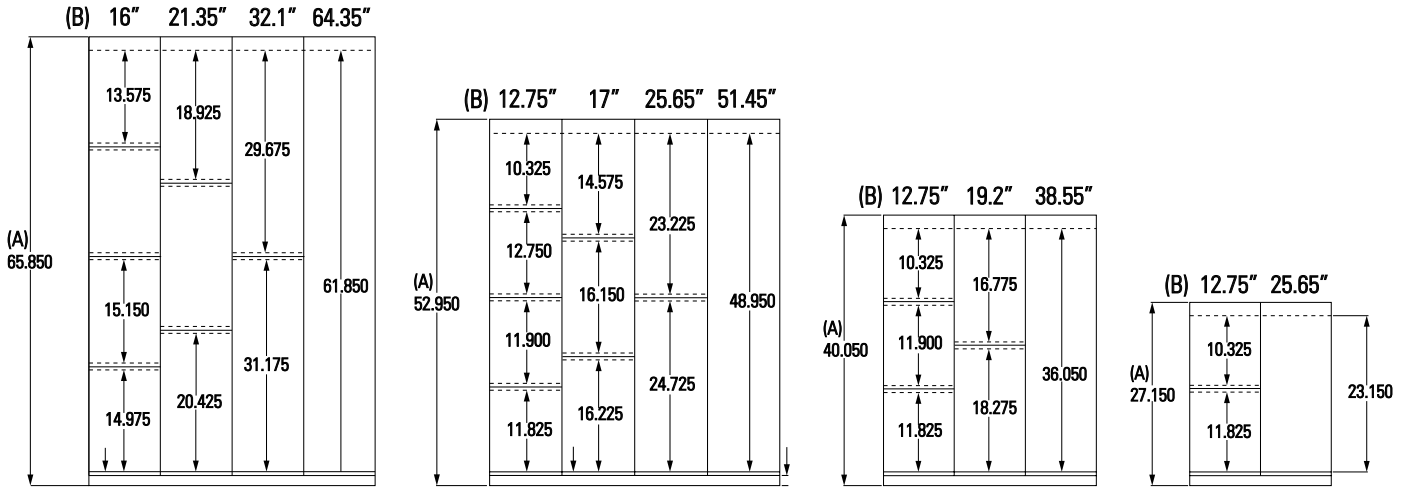
L 1200 PERSONAL LOCKERS - NOTES

ELEVATION SPECIFICS

(A) Outside overall height

(B) Outside door height per opening

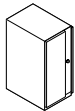
All other dimensions indicate inside height clearance per opening



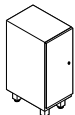
- Inside depth clearance is 17.125" on 18" deep cabinets.
- Inside depth clearance is 23.125" on 24" deep cabinets.
- Inside width clearance per opening:
 - 1 column - 12" wide cabinets: 10.5"
 - 1 column - 15" wide cabinets: 13.5"
 - 1 column - 18" wide cabinets: 16.5"
 - 2 columns - 24" wide cabinets: 10.5"
 - 2 columns - 30" wide cabinets: 13.5"
 - 2 columns - 36" wide cabinets: 16.5"
 - 3 columns - 36" wide cabinets: 10.5"

ONE COLUMN LOCKERS, ONE ROW

MODEL# DIMENSIONS FREIGHT CLASS WT/LBS. CUBIC FT. LIST PRICE



*Metal doors, flush base
Left hand shown*



*Laminate doors, elevated base
Left hand shown*

One Column Locker, One Row - 27"H

D x W x H

Metal case with metal doors

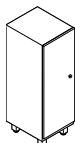
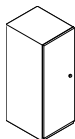
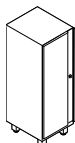
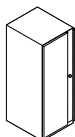
| | | | | | |
|------------------|-----------------|------|----|-----|--------------|
| LM1227S11LN / RN | 18 x 12 x 27.15 | 92.5 | 50 | 4.7 | \$742 |
| LM1227S11L4 / R4 | 18 x 12 x 31.15 | 92.5 | 50 | 4.7 | \$885 |

Metal case with laminate doors

| | | | | | |
|------------------|-----------------|------|----|-----|--------------|
| LL1227S11LN / RN | 18 x 12 x 27.15 | 92.5 | 47 | 4.7 | \$812 |
| LL1227S11L4 / R4 | 18 x 12 x 31.15 | 92.5 | 47 | 4.7 | \$956 |

LM models shown with PX pull and CL lock; LL models shown with default no handle, CL lock

- Select suffix **(LN)** for **left** hand / **(RN)** for **right** hand opening with levelers (flush base).
- Select suffix **(L4)** for **left** hand / **(R4)** for **right** hand opening with **4" elevated base**.
- 12" wide lockers to be ganged or anchored for compliance with ANSI/BIFMA X5.6 storage standards.



Left hand shown

One Column Locker, One Row - 40"H

Metal case with metal doors, flush base

| | | | | | |
|------------------|----------------|------|-----|------|---------------|
| LM1240S11LN / RN | 18 x 12 x 40.5 | 92.5 | 72 | 6.8 | \$890 |
| LM1540S11LN / RN | 18 x 15 x 40.5 | 100 | 79 | 8.3 | \$926 |
| LM1840S11LN / RN | 18 x 18 x 40.5 | 100 | 85 | 9.7 | \$971 |
| LM1240D11LN / RN | 24 x 12 x 40.5 | 92.5 | 88 | 8.8 | \$1002 |
| LM1540D11LN / RN | 24 x 15 x 40.5 | 100 | 95 | 10.7 | \$1041 |
| LM1840D11LN / RN | 24 x 18 x 40.5 | 100 | 103 | 12.6 | \$1091 |

Metal case with metal doors, elevated base

| | | | | | |
|------------------|----------------|------|-----|------|---------------|
| LM1240S11L4 / R4 | 18 x 12 x 44.5 | 92.5 | 72 | 6.8 | \$1033 |
| LM1540S11L4 / R4 | 18 x 15 x 44.5 | 100 | 79 | 8.3 | \$1068 |
| LM1840S11L4 / R4 | 18 x 18 x 44.5 | 100 | 85 | 9.74 | \$1114 |
| LM1240D11L4 / R4 | 24 x 12 x 44.5 | 92.5 | 88 | 8.8 | \$1146 |
| LM1540D11L4 / R4 | 24 x 15 x 44.5 | 100 | 95 | 10.7 | \$1185 |
| LM1840D11L4 / R4 | 24 x 18 x 44.5 | 100 | 103 | 12.6 | \$1235 |

Metal case with laminate doors, flush base

| | | | | | |
|------------------|----------------|------|----|------|---------------|
| LL1240S11LN / RN | 18 x 12 x 40.5 | 92.5 | 68 | 6.8 | \$966 |
| LL1540S11LN / RN | 18 x 15 x 40.5 | 100 | 74 | 8.3 | \$999 |
| LL1840S11LN / RN | 18 x 18 x 40.5 | 100 | 80 | 9.7 | \$1086 |
| LL1240D11LN / RN | 24 x 12 x 40.5 | 100 | 84 | 8.8 | \$1079 |
| LL1540D11LN / RN | 24 x 15 x 40.5 | 100 | 91 | 10.7 | \$1116 |
| LL1840D11LN / RN | 24 x 18 x 40.5 | 125 | 97 | 12.6 | \$1206 |

Metal case with laminate doors, elevated base

| | | | | | |
|------------------|----------------|------|----|------|---------------|
| LL1240S11L4 / R4 | 18 x 12 x 44.5 | 92.5 | 68 | 6.8 | \$1110 |
| LL1540S11L4 / R4 | 18 x 15 x 44.5 | 100 | 74 | 8.3 | \$1143 |
| LL1840S11L4 / R4 | 18 x 18 x 44.5 | 100 | 80 | 9.7 | \$1228 |
| LL1240D11L4 / R4 | 24 x 12 x 44.5 | 100 | 84 | 8.8 | \$1223 |
| LL1540D11L4 / R4 | 24 x 15 x 44.5 | 100 | 91 | 10.7 | \$1259 |
| LL1840D11L4 / R4 | 24 x 18 x 44.5 | 125 | 97 | 12.6 | \$1350 |

LM models shown with PX pull and CL lock; LL models shown with default no handle, CL lock.

- Select suffix **(LN)** for **left** hand / **(RN)** for **right** hand opening with levelers (flush base).
- Select suffix **(L4)** for **left** hand / **(R4)** for **right** hand opening with **4" elevated base**.
- 12", 15" or 18" wide lockers to be ganged or anchored for compliance with ANSI/BIFMA X5.6 storage standards.

Required Specifications

Case finish (painted)
Door front finish (painted or laminate)

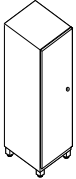
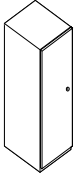
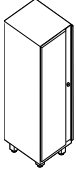
Optional Specifications

Locks Pulls
Interior options Ganging
Ventilation (LM models only)
Mail slot (LM models only)

Refer to specification options on page 36 for applicable options and upcharges.

L 1200 PERSONAL LOCKERS

ONE COLUMN LOCKERS, ONE ROW



Left hand shown

One Column Locker, One Row - 53"H

| MODEL# | DIMENSIONS | FREIGHT CLASS | WT/LBS. | CUBIC FT. | LIST PRICE |
|--------|------------|---------------|---------|-----------|------------|
|--------|------------|---------------|---------|-----------|------------|

D x W x H

Metal case with metal doors, flush base

| | | | | | |
|------------------|-----------------|------|-----|------|---------------|
| LM1253S11LN / RN | 18 x 12 x 52.95 | 92.5 | 91 | 8.9 | \$1046 |
| LM1553S11LN / RN | 18 x 15 x 52.95 | 100 | 99 | 10.8 | \$1089 |
| LM1853S11LN / RN | 18 x 18 x 52.95 | 100 | 107 | 12.7 | \$1148 |
| LM1253D11LN / RN | 24 x 12 x 52.95 | 100 | 110 | 11.6 | \$1183 |
| LM1553D11LN / RN | 24 x 15 x 52.95 | 100 | 119 | 14.1 | \$1228 |
| LM1853D11LN / RN | 24 x 18 x 52.95 | 125 | 127 | 16.6 | \$1293 |

Metal case with metal doors, elevated base

| | | | | | |
|------------------|-----------------|------|-----|------|---------------|
| LM1253S11L4 / R4 | 18 x 12 x 56.95 | 92.5 | 91 | 8.9 | \$1190 |
| LM1553S11L4 / R4 | 18 x 15 x 56.95 | 100 | 99 | 10.8 | \$1234 |
| LM1853S11L4 / R4 | 18 x 18 x 56.95 | 100 | 107 | 12.7 | \$1293 |
| LM1253D11L4 / R4 | 24 x 12 x 56.95 | 100 | 110 | 11.6 | \$1327 |
| LM1553D11L4 / R4 | 24 x 15 x 56.95 | 100 | 119 | 14.1 | \$1372 |
| LM1853D11L4 / R4 | 24 x 18 x 56.95 | 100 | 127 | 16.6 | \$1436 |

Metal case with laminate doors, flush base

| | | | | | |
|------------------|-----------------|-----|-----|------|---------------|
| LL1253S11LN / RN | 18 x 12 x 52.95 | 100 | 86 | 8.9 | \$1192 |
| LL1553S11LN / RN | 18 x 15 x 52.95 | 100 | 93 | 10.8 | \$1241 |
| LL1853S11LN / RN | 18 x 18 x 52.95 | 125 | 100 | 12.7 | \$1310 |
| LL1253D11LN / RN | 24 x 12 x 52.95 | 100 | 105 | 11.6 | \$1328 |
| LL1553D11LN / RN | 24 x 15 x 52.95 | 100 | 113 | 14.1 | \$1381 |
| LL1853D11LN / RN | 24 x 18 x 52.95 | 125 | 121 | 16.6 | \$1455 |

Metal case with laminate doors, elevated base

| | | | | | |
|------------------|-----------------|-----|-----|------|---------------|
| LL1253S11L4 / R4 | 18 x 12 x 56.95 | 100 | 86 | 8.9 | \$1336 |
| LL1553S11L4 / R4 | 18 x 15 x 56.95 | 100 | 93 | 10.8 | \$1386 |
| LL1853S11L4 / R4 | 18 x 18 x 56.95 | 125 | 100 | 12.7 | \$1455 |
| LL1253D11L4 / R4 | 24 x 12 x 56.95 | 100 | 105 | 11.6 | \$1472 |
| LL1553D11L4 / R4 | 24 x 15 x 56.95 | 100 | 113 | 14.1 | \$1526 |
| LL1853D11L4 / R4 | 24 x 18 x 56.95 | 125 | 121 | 16.6 | \$1599 |

LM models shown with PX pull and CL lock; LL models shown with default no handle, CL lock.

- Select suffix **(LN)** for left hand / **(RN)** for right hand opening with levelers (flush base).
- Select suffix **(L4)** for left hand / **(R4)** for right hand opening with **4" elevated base**.
- 12", 15" or 18" wide lockers to be ganged or anchored for compliance with ANSI/BIFMA X5.6 storage standards.

Required Specifications

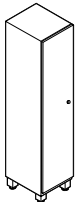
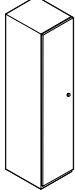
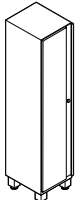
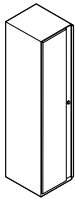
Case finish (painted)
Door front finish (painted or laminate)

Optional Specifications

Locks
Interior options
Ventilation (LM models only)
Mail slot (LM models only)
Pulls
Ganging

Refer to specification options on page 36 for applicable options and upcharges.

ONE COLUMN LOCKERS, ONE ROW



Left hand shown

One Column Locker, One Row - 66"H

MODEL# DIMENSIONS FREIGHT CLASS WT/LBS. CUBIC FT. LIST PRICE

D x W x H

Metal case with metal doors, flush base

| | | | | | |
|------------------|-----------------|-----|-----|------|---------------|
| LM1266S11LN / RN | 18 x 12 x 65.85 | 100 | 106 | 11 | \$1192 |
| LM1566S11LN / RN | 18 x 15 x 65.85 | 100 | 118 | 13.4 | \$1240 |
| LM1866S11LN / RN | 18 x 18 x 65.85 | 100 | 127 | 15.7 | \$1308 |
| LM1266D11LN / RN | 24 x 12 x 65.85 | 100 | 132 | 14.3 | \$1354 |
| LM1566D11LN / RN | 24 x 15 x 65.85 | 100 | 142 | 17.4 | \$1407 |
| LM1866D11LN / RN | 24 x 18 x 65.85 | 125 | 152 | 20.5 | \$1479 |

Metal case with metal doors, elevated base

| | | | | | |
|------------------|-----------------|-----|-----|------|---------------|
| LM1266S11L4 / R4 | 18 x 12 x 69.85 | 100 | 106 | 11 | \$1336 |
| LM1566S11L4 / R4 | 18 x 15 x 69.85 | 100 | 118 | 13.4 | \$1385 |
| LM1866S11L4 / R4 | 18 x 18 x 69.85 | 100 | 127 | 15.7 | \$1451 |
| LM1266D11L4 / R4 | 24 x 12 x 69.85 | 100 | 132 | 14.3 | \$1498 |
| LM1566D11L4 / R4 | 24 x 15 x 69.85 | 100 | 142 | 17.4 | \$1550 |
| LM1866D11L4 / R4 | 24 x 18 x 69.85 | 125 | 152 | 20.5 | \$1622 |

Metal case with laminate doors, flush base

| | | | | | |
|------------------|-----------------|-----|-----|------|---------------|
| LL1266S11LN / RN | 18 x 12 x 65.85 | 100 | 100 | 11 | \$1321 |
| LL1566S11LN / RN | 18 x 15 x 65.85 | 100 | 111 | 13.4 | \$1348 |
| LL1866S11LN / RN | 18 x 18 x 65.85 | 125 | 119 | 15.7 | \$1446 |
| LL1266D11LN / RN | 24 x 12 x 65.85 | 100 | 126 | 14.3 | \$1483 |
| LL1566D11LN / RN | 24 x 15 x 65.85 | 125 | 135 | 17.4 | \$1513 |
| LL1866D11LN / RN | 24 x 18 x 65.85 | 125 | 144 | 20.5 | \$1618 |

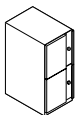
Metal case with laminate doors, elevated base

| | | | | | |
|------------------|-----------------|-----|-----|------|---------------|
| LL1266S11L4 / R4 | 18 x 12 x 69.85 | 100 | 100 | 11 | \$1466 |
| LL1566S11L4 / R4 | 18 x 15 x 69.85 | 100 | 111 | 13.4 | \$1491 |
| LL1866S11L4 / R4 | 18 x 18 x 69.85 | 125 | 119 | 15.7 | \$1590 |
| LL1266D11L4 / R4 | 24 x 12 x 69.85 | 100 | 126 | 14.3 | \$1628 |
| LL1566D11L4 / R4 | 24 x 15 x 69.85 | 125 | 135 | 17.4 | \$1658 |
| LL1866D11L4 / R4 | 24 x 18 x 69.85 | 125 | 144 | 20.5 | \$1760 |

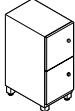
LM models shown with PX pull and CL lock; LL models shown with default no handle, CL lock.

- Select suffix **(LN)** for left hand / **(RN)** for right hand opening with levelers (flush base).
- Select suffix **(L4)** for left hand / **(R4)** for right hand opening with **4" elevated base**.
- 12", 15" or 18" wide lockers to be ganged or anchored for compliance with ANSI/BIFMA X5.6 storage standards.

ONE COLUMN LOCKERS, TWO ROWS



Metal doors, flush base
Left hand shown



Laminate doors, elevated base
Left hand shown

One Column Locker, Two Rows - 27"H

MODEL# DIMENSIONS FREIGHT CLASS WT/LBS. CUBIC FT. LIST PRICE

Metal case with metal doors

| | | | | | |
|------------------|-----------------|------|----|-----|---------------|
| LM1227S12LN / RN | 18 x 12 x 27.15 | 92.5 | 53 | 4.7 | \$866 |
| LM1227S12L4 / R4 | 18 x 12 x 31.15 | 92.5 | 53 | 4.7 | \$1011 |

Metal case with laminate doors

| | | | | | |
|------------------|-----------------|------|----|-----|---------------|
| LL1227S12LN / RN | 18 x 12 x 27.15 | 92.5 | 50 | 4.7 | \$980 |
| LL1227S12L4 / R4 | 18 x 12 x 31.15 | 92.5 | 50 | 4.7 | \$1124 |

LM models shown with PX pull and CL lock; LL models shown with default no handle, CL lock.

- Select suffix **(LN)** for left hand / **(RN)** for right hand opening with levelers (flush base).
- Select suffix **(L4)** for left hand / **(R4)** for right hand opening with **4" elevated base**.
- 12" wide lockers to be ganged or anchored for compliance with ANSI/BIFMA X5.6 storage standards.

Required Specifications

Case finish (painted)
Door front finish (painted or laminate)

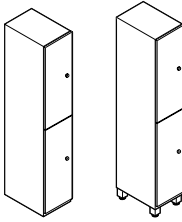
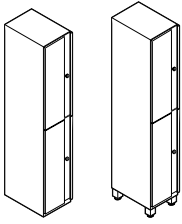
Optional Specifications

Locks Pulls
Interior options Ganging
Ventilation (LM models only)
Mail slot (LM models only)

Refer to specification options on page 36 for applicable options and upcharges.

L 1200 PERSONAL LOCKERS

ONE COLUMN LOCKERS, TWO ROWS



Left hand shown

One Column Locker, Two Rows - 66"H

| MODEL# | DIMENSIONS | FREIGHT CLASS | WT/LBS. | CUBIC FT. | LIST PRICE |
|--------|------------|---------------|---------|-----------|------------|
|--------|------------|---------------|---------|-----------|------------|

D x W x H

Metal case with metal doors, flush base

| | | | | | |
|------------------|-----------------|-----|-----|------|---------------|
| LM1266S12LN / RN | 18 x 12 x 65.85 | 100 | 109 | 11 | \$1300 |
| LM1866S12LN / RN | 18 x 18 x 65.85 | 100 | 127 | 15.7 | \$1424 |
| LM1266D12LN / RN | 24 x 12 x 65.85 | 100 | 137 | 14.3 | \$1468 |
| LM1866D12LN / RN | 24 x 18 x 65.85 | 125 | 151 | 20.5 | \$1601 |

Metal case with metal doors, elevated base

| | | | | | |
|------------------|-----------------|-----|-----|------|---------------|
| LM1266S12L4 / R4 | 18 x 12 x 69.85 | 100 | 109 | 11 | \$1443 |
| LM1866S12L4 / R4 | 18 x 18 x 69.85 | 100 | 127 | 15.7 | \$1568 |
| LM1266D12L4 / R4 | 24 x 12 x 69.85 | 100 | 137 | 14.3 | \$1612 |
| LM1866D12L4 / R4 | 24 x 18 x 69.85 | 125 | 151 | 20.5 | \$1745 |

Metal case with laminate doors, flush base

| | | | | | |
|------------------|-----------------|-----|-------|------|---------------|
| LL1266S12LN / RN | 18 x 12 x 65.85 | 100 | 103 | 11 | \$1470 |
| LL1866S12LN / RN | 18 x 18 x 65.85 | 100 | 123.5 | 14.9 | \$1527 |
| LL1266D12LN / RN | 24 x 12 x 65.85 | 100 | 131 | 14.3 | \$1640 |
| LL1866D12LN / RN | 24 x 18 x 65.85 | 125 | 143 | 20.5 | \$1703 |

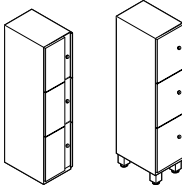
Metal case with laminate doors, elevated base

| | | | | | |
|------------------|-----------------|-----|-----|------|---------------|
| LL1266S12L4 / R4 | 18 x 12 x 69.85 | 100 | 103 | 11 | \$1614 |
| LL1866S12L4 / R4 | 18 x 18 x 69.85 | 125 | 118 | 15.7 | \$1670 |
| LL1266D12L4 / R4 | 24 x 12 x 69.85 | 100 | 131 | 14.3 | \$1782 |
| LL1866D12L4 / R4 | 24 x 18 x 69.85 | 125 | 143 | 20.5 | \$1848 |

LM models shown with PX pull and CL lock; LL models shown with default no handle, CL lock.

- Select suffix **(LN)** for left hand / **(RN)** for right hand opening with levelers (flush base).
- Select suffix **(L4)** for left hand / **(R4)** for right hand opening with **4" elevated base**.
- 12" or 18" wide lockers to be ganged or anchored for compliance with ANSI/BIFMA X5.6 storage standards.

ONE COLUMN LOCKERS, THREE ROWS



Metal doors,
flush base



Laminate doors,
elevated base

Left hand shown

One Column Locker, Three Rows - 53"H

| MODEL# | DIMENSIONS | FREIGHT CLASS | WT/LBS. | CUBIC FT. | LIST PRICE |
|--------|------------|---------------|---------|-----------|------------|
|--------|------------|---------------|---------|-----------|------------|

Metal case with metal doors

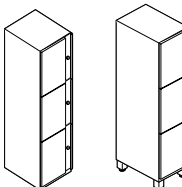
| | | | | | |
|------------------|-----------------|------|----|-----|---------------|
| LM1253S13LN / RN | 18 x 12 x 52.95 | 92.5 | 93 | 8.9 | \$1274 |
| LM1253S13L4 / R4 | 18 x 12 x 56.95 | 92.5 | 93 | 8.9 | \$1418 |

Metal case with laminate doors

| | | | | | |
|------------------|-----------------|-----|----|-----|---------------|
| LL1253S13LN / RN | 18 x 12 x 52.95 | 100 | 88 | 8.9 | \$1462 |
| LL1253S13L4 / R4 | 18 x 12 x 56.95 | 100 | 88 | 8.9 | \$1607 |

LM models shown with PX pull and CL lock; LL models shown with default no handle, CL lock.

- Select suffix **(LN)** for left hand / **(RN)** for right hand opening with levelers (flush base).
- Select suffix **(L4)** for left hand / **(R4)** for right hand opening with **4" elevated base**.
- 12" wide lockers to be ganged or anchored for compliance with ANSI/BIFMA X5.6 storage standards.



Metal doors,
flush base



Laminate doors,
elevated base

Left hand shown

One Column Locker, Three Rows - 66"H

Metal case with metal doors

| | | | | | |
|------------------|-----------------|-----|-----|------|---------------|
| LM1866S13LN / RN | 18 x 18 x 65.85 | 125 | 101 | 15.7 | \$1542 |
| LM1866S13L4 / R4 | 18 x 18 x 69.85 | 125 | 101 | 15.7 | \$1687 |

Metal case with laminate doors

| | | | | | |
|------------------|-----------------|-----|-------|-------|---------------|
| LL1866S13LN / RN | 18 x 18 x 65.85 | 100 | 127.7 | 14.9 | \$1721 |
| LL1866S13L4 / R4 | 18 x 18 x 69.85 | 150 | 93 | 15.74 | \$1865 |

LM models shown with PX pull and CL lock; LL models shown with default no handle, CL lock.

- Select suffix **(LN)** for left hand / **(RN)** for right hand opening with levelers (flush base).
- Select suffix **(L4)** for left hand / **(R4)** for right hand opening with **4" elevated base**.
- 18" wide lockers to be ganged or anchored for compliance with ANSI/BIFMA X5.6 storage standards.

Required Specifications

Case finish (painted)
Door front finish (painted or laminate)

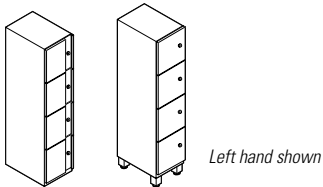
Optional Specifications

Locks
Interior options
Ventilation (LM models only)
Mail slot (LM models only)

Pulls
Ganging

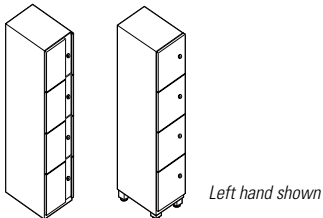
Refer to specification options on page 36
for applicable options and upcharges.

ONE COLUMN LOCKERS, FOUR ROWS



Metal doors, flush base Laminate doors, elevated base

One Column Locker, Four Rows - 53"H



Metal doors, flush base Laminate doors, elevated base

One Column Locker, Four Rows - 66"H

| MODEL# | DIMENSIONS D x W x H | FREIGHT CLASS | WT/LBS. | CUBIC FT. | LIST PRICE |
|---------------------------------------|-------------------------|---------------|---------|-----------|---------------|
| Metal case with metal doors | | | | | |
| LM1853S14LN / RN | 18 x 18 x 52.95 | 92.5 | 93 | 8.9 | \$1366 |
| LM1853S14L4 / R4 | 18 x 18 x 56.95 | 92.5 | 93 | 8.9 | \$1496 |
| Metal case with laminate doors | | | | | |
| LL1853S14LN / RN | 18 x 18 x 52.95 | 100 | 88 | 8.9 | \$1760 |
| LL1853S14L4 / R4 | 18 x 18 x 56.95 | 100 | 88 | 8.9 | \$1904 |

LM models shown with PX pull and CL lock; LL models shown with default no handle, CL lock.

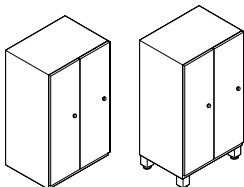
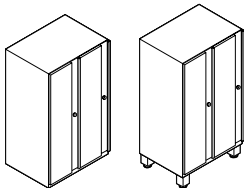
- Select suffix **(LN)** for left hand / **(RN)** for right hand opening with levelers (flush base).
- Select suffix **(L4)** for left hand / **(R4)** for right hand opening with 4" elevated base.
- 18" wide lockers to be ganged or anchored for compliance with ANSI/BIFMA X5.6 storage standards.

| | | | | | |
|---------------------------------------|-----------------|------|-----|----|---------------|
| Metal case with metal doors | | | | | |
| LM1266S14LN / RN | 18 x 12 x 65.85 | 92.5 | 114 | 11 | \$1545 |
| LM1266S14L4 / R4 | 18 x 12 x 69.85 | 92.5 | 114 | 11 | \$1688 |
| Metal case with laminate doors | | | | | |
| LL1266S14LN / RN | 18 x 12 x 65.85 | 100 | 108 | 11 | \$1760 |
| LL1266S14L4 / R4 | 18 x 12 x 69.85 | 100 | 108 | 11 | \$1903 |

LM models shown with PX pull and CL lock; LL models shown with default no handle, CL lock.

- Select suffix **(LN)** for left hand / **(RN)** for right hand opening with levelers (flush base).
- Select suffix **(L4)** for left hand / **(R4)** for right hand opening with 4" elevated base.
- 12" wide lockers to be ganged or anchored for compliance with ANSI/BIFMA X5.6 storage standards.

TWO COLUMN LOCKERS, ONE ROW



Left hand shown

Two Column Locker, One Row - 40"H

| MODEL# | DIMENSIONS | FREIGHT CLASS | WT/LBS. | CUBIC FT. | LIST PRICE |
|--|----------------|---------------|---------|-----------|---------------|
| Metal case with metal doors, flush base | | | | | |
| LM2440S21LN / RN | 18 x 24 x 40.5 | 100 | 114 | 12.6 | \$1408 |
| LM3040S21LN / RN | 18 x 30 x 40.5 | 100 | 126 | 15.6 | \$1495 |
| LM2440D21LN / RN | 24 x 24 x 40.5 | 100 | 137 | 16.4 | \$1567 |
| LM3040D21LN / RN | 24 x 30 x 40.5 | 125 | 149 | 20.2 | \$1659 |
| Metal case with metal doors, elevated base | | | | | |
| LM2440S21L4 / R4 | 18 x 24 x 44.5 | 100 | 114 | 12.6 | \$1550 |
| LM3040S21L4 / R4 | 18 x 30 x 44.5 | 100 | 126 | 15.6 | \$1637 |
| LM2440D21L4 / R4 | 24 x 24 x 44.5 | 100 | 137 | 16.4 | \$1710 |
| LM3040D21L4 / R4 | 24 x 30 x 44.5 | 125 | 149 | 20.2 | \$1802 |
| Metal case with laminate doors, flush base | | | | | |
| LL2440S21LN / RN | 18 x 24 x 40.5 | 100 | 106 | 12.6 | \$1562 |
| LL3040S21LN / RN | 18 x 30 x 40.5 | 125 | 117 | 15.6 | \$1642 |
| LL2440D21LN / RN | 24 x 24 x 40.5 | 125 | 129 | 16.4 | \$1721 |
| LL3040D21LN / RN | 24 x 30 x 40.5 | 125 | 140 | 20.2 | \$1808 |
| Metal case with laminate doors, elevated base | | | | | |
| LL2440S21L4 / R4 | 18 x 24 x 44.5 | 100 | 106 | 12.6 | \$1707 |
| LL3040S21L4 / R4 | 18 x 30 x 44.5 | 125 | 117 | 15.6 | \$1785 |
| LL2440D21L4 / R4 | 24 x 24 x 44.5 | 125 | 129 | 16.4 | \$1865 |
| LL3040D21L4 / R4 | 24 x 30 x 44.5 | 125 | 140 | 20.2 | \$1950 |

LM models shown with PX pull and CL lock; LL models shown with default no handle, CL lock.

- Select suffix **(LN)** for left hand / **(RN)** for right hand opening with levelers (flush base).
- Select suffix **(L4)** for left hand / **(R4)** for right hand opening with 4" elevated base.

Required Specifications

Case finish (painted)
Door front finish (painted or laminate)

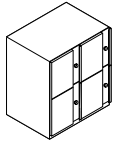
Optional Specifications

Locks Pulls
Interior options Ganging
Ventilation (LM models only)
Mail slot (LM models only)

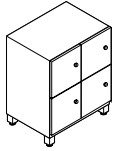
Refer to specification options on page 36 for applicable options and upcharges.

L 1200 PERSONAL LOCKERS

TWO COLUMN LOCKERS, TWO ROWS

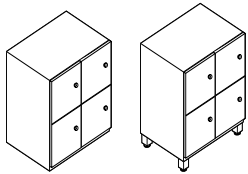
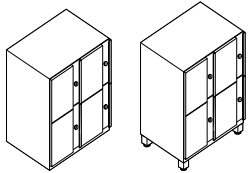


Metal doors, flush base
Left hand shown



Laminate doors, elevated base
Left hand shown

Two Column Locker, Two Rows - 27"H



Left hand shown

Two Column Locker, Two Rows - 40"H

| MODEL# | DIMENSIONS | FREIGHT CLASS | WT/LBS. | CUBIC FT. | LIST PRICE |
|--------|------------|---------------|---------|-----------|------------|
|--------|------------|---------------|---------|-----------|------------|

D x W x H

Metal case with metal doors

| | | | | | |
|------------------|-----------------|------|----|-----|---------------|
| LM2427S22LN / RN | 18 x 24 x 27.15 | 92.5 | 88 | 8.7 | \$1417 |
| LM2427S22L4 / R4 | 18 x 24 x 31.15 | 92.5 | 88 | 8.7 | \$1561 |

Metal case with laminate doors

| | | | | | |
|------------------|-----------------|-----|----|-----|---------------|
| LL2427S22LN / RN | 18 x 24 x 27.15 | 100 | 82 | 8.7 | \$1643 |
| LL2427S22L4 / R4 | 18 x 24 x 31.15 | 100 | 82 | 8.7 | \$1788 |

LM models shown with PX pull and CL lock; LL models shown with default no handle, CL lock.

- Select suffix **(LN)** for left hand / **(RN)** for right hand opening with levelers (flush base).
- Select suffix **(L4)** for left hand / **(R4)** for right hand opening with **4" elevated base**.

Metal case with metal doors, flush base

| | | | | | |
|------------------|----------------|-----|-----|------|---------------|
| LM2440S22LN / RN | 18 x 24 x 40.5 | 100 | 119 | 12.6 | \$1641 |
| LM3040S22LN / RN | 18 x 30 x 40.5 | 100 | 134 | 15.6 | \$1730 |
| LM2440D22LN / RN | 24 x 24 x 40.5 | 100 | 143 | 16.4 | \$1811 |
| LM3040D22LN / RN | 24 x 30 x 40.5 | 125 | 159 | 20.2 | \$1906 |

Metal case with metal doors, elevated base

| | | | | | |
|------------------|----------------|-----|-----|------|---------------|
| LM2440S22L4 / R4 | 18 x 24 x 44.5 | 100 | 119 | 12.6 | \$1783 |
| LM3040S22L4 / R4 | 18 x 30 x 44.5 | 100 | 134 | 15.6 | \$1873 |
| LM2440D22L4 / R4 | 24 x 24 x 44.5 | 100 | 143 | 16.4 | \$1954 |
| LM3040D22L4 / R4 | 24 x 30 x 44.5 | 125 | 159 | 20.2 | \$2050 |

Metal case with laminate doors, flush base

| | | | | | |
|------------------|----------------|-----|-----|------|---------------|
| LL2440S22LN / RN | 18 x 24 x 40.5 | 100 | 109 | 12.6 | \$1941 |
| LL3040S22LN / RN | 18 x 30 x 40.5 | 100 | 125 | 15.6 | \$2100 |
| LL2440D22LN / RN | 24 x 24 x 40.5 | 100 | 133 | 16.4 | \$2129 |
| LL3040D22LN / RN | 24 x 30 x 40.5 | 125 | 151 | 20.2 | \$2295 |

Metal case with laminate doors, elevated base

| | | | | | |
|------------------|----------------|-----|-----|------|---------------|
| LL2440S22L4 / R4 | 18 x 24 x 44.5 | 100 | 109 | 12.6 | \$2084 |
| LL3040S22L4 / R4 | 18 x 30 x 44.5 | 100 | 125 | 15.6 | \$2242 |
| LL2440D22L4 / R4 | 24 x 24 x 44.5 | 100 | 133 | 16.4 | \$2274 |
| LL3040D22L4 / R4 | 24 x 30 x 44.5 | 125 | 151 | 20.2 | \$2438 |

LM models shown with PX pull and CL lock; LL models shown with default no handle, CL lock.

- Select suffix **(LN)** for left hand / **(RN)** for right hand opening with levelers (flush base).
- Select suffix **(L4)** for left hand / **(R4)** for right hand opening with **4" elevated base**.

Required Specifications

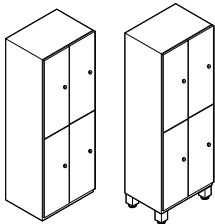
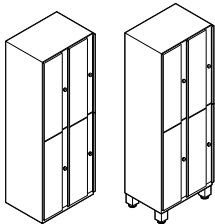
Case finish (painted)
Door front finish (painted or laminate)

Optional Specifications

Locks
Interior options
Ventilation (LM models only)
Mail slot (LM models only)
Pulls
Ganging

Refer to specification options on page 36 for applicable options and upcharges.

TWO COLUMN LOCKERS, TWO ROWS



Left hand shown

Two Column Locker, Two Rows - 66"H

| MODEL# | DIMENSIONS | FREIGHT CLASS | WT/LBS. | CUBIC FT. | LIST PRICE |
|--------|------------|---------------|---------|-----------|------------|
|--------|------------|---------------|---------|-----------|------------|

D x W x H

Metal case with metal doors, flush base

| | | | | | |
|------------------|-----------------|------|-----|------|---------------|
| LM2466S22LN / RN | 18 x 24 x 65.85 | 100 | 181 | 20.5 | \$2121 |
| LM3666S22LN / RN | 18 x 36 x 65.85 | 92.5 | 220 | 20.5 | \$2398 |
| LM2466D22LN / RN | 24 x 24 x 65.85 | 100 | 216 | 26.6 | \$2469 |

Metal case with metal doors, elevated base

| | | | | | |
|------------------|-----------------|------|-----|------|---------------|
| LM2466S22L4 / R4 | 18 x 24 x 69.85 | 100 | 181 | 20.5 | \$2265 |
| LM3666S22L4 / RN | 18 x 36 x 69.85 | 92.5 | 220 | 20.5 | \$2542 |
| LM2466D22L4 / R4 | 24 x 24 x 69.85 | 100 | 216 | 26.6 | \$2612 |

Metal case with laminate doors, flush base

| | | | | | |
|------------------|-----------------|-----|-------|------|---------------|
| LL2466S22LN / RN | 18 x 24 x 65.85 | 100 | 169 | 20.5 | \$2462 |
| LL3666S22LN / RN | 18 x 36 x 65.85 | 125 | 206.8 | 28.6 | \$2602 |
| LL2466D22LN / RN | 24 x 24 x 65.85 | 125 | 204 | 26.6 | \$2714 |

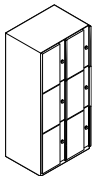
Metal case with laminate doors, elevated base

| | | | | | |
|------------------|-----------------|-----|-----|------|---------------|
| LL2466S22L4 / R4 | 18 x 24 x 69.85 | 100 | 169 | 20.5 | \$2605 |
| LL3666S22L4 / R4 | 18 x 36 x 69.85 | 100 | 189 | 20.5 | \$2747 |
| LL2466D22L4 / R4 | 24 x 24 x 69.85 | 125 | 204 | 26.6 | \$2859 |

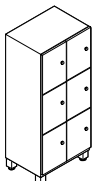
LM models shown with PX pull and CL lock; LL models shown with default no handle, CL lock.

- Select suffix **(LN)** for left hand / **(RN)** for right hand opening with levelers (flush base).
- Select suffix **(L4)** for left hand / **(R4)** for right hand opening with 4" elevated base.

TWO COLUMN LOCKERS, THREE ROWS



Metal doors, flush base
Left hand shown



Laminate doors, elevated base
Left hand shown

Two Column Locker, Three Rows - 53"H

| MODEL# | DIMENSIONS | FREIGHT CLASS | WT/LBS. | CUBIC FT. | LIST PRICE |
|--------|------------|---------------|---------|-----------|------------|
|--------|------------|---------------|---------|-----------|------------|

Metal case with metal doors

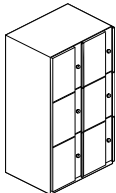
| | | | | | |
|------------------|-----------------|-----|-----|------|---------------|
| LM2453S23LN / RN | 18 x 24 x 52.95 | 100 | 157 | 16.6 | \$2119 |
| LM2453S23L4 / R4 | 18 x 24 x 56.95 | 100 | 157 | 16.6 | \$2263 |

Metal case with laminate doors

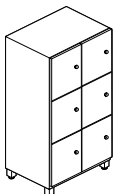
| | | | | | |
|------------------|-----------------|-----|-----|------|---------------|
| LL2453S23LN / RN | 18 x 24 x 52.95 | 100 | 145 | 16.6 | \$2498 |
| LL2453S23L4 / R4 | 18 x 24 x 56.95 | 100 | 145 | 16.6 | \$2640 |

LM models shown with PX pull and CL lock; LL models shown with default no handle, CL lock.

- Select suffix **(LN)** for left hand / **(RN)** for right hand opening with levelers (flush base).
- Select suffix **(L4)** for left hand / **(R4)** for right hand opening with 4" elevated base.



Metal doors, flush base
Left hand shown



Laminate doors, elevated base
Left hand shown

Two Column Locker, Three Rows - 66"H

Metal case with metal doors

| | | | | | |
|------------------|-----------------|-----|-----|------|---------------|
| LM3666S23LN / RN | 18 x 36 x 65.85 | 125 | 212 | 29.9 | \$2645 |
| LM3666S23L4 / R4 | 18 x 36 x 65.85 | 125 | 212 | 29.9 | \$2789 |

Metal case with laminate doors

| | | | | | |
|------------------|-----------------|-----|-------|------|---------------|
| LL3666S23LN / RN | 18 x 36 x 65.85 | 125 | 215.3 | 28.6 | \$3002 |
| LL3666S23L4 / R4 | 18 x 36 x 65.85 | 125 | 211 | 29.9 | \$3146 |

LM models shown with PX pull and CL lock; LL models shown with default no handle, CL lock.

- Select suffix **(LN)** for left hand / **(RN)** for right hand opening with levelers (flush base).
- Select suffix **(L4)** for left hand / **(R4)** for right hand opening with 4" elevated base.

Required Specifications

Case finish (painted)
Door front finish (painted or laminate)

Optional Specifications

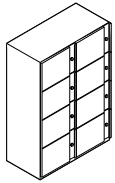
Locks
Interior options
Ventilation (LM models only)
Mail slot (LM models only)

Pulls
Ganging

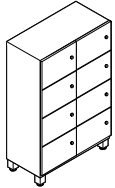
Refer to specification options on page 36 for applicable options and upcharges.

L 1200 PERSONAL LOCKERS

TWO COLUMN LOCKERS, FOUR ROWS



Metal doors, flush base
Left hand shown



Laminate doors, elevated base
Left hand shown

Two Column Locker, Four Rows - 53"H

| MODEL# | DIMENSIONS | FREIGHT CLASS | WT/LBS. | CUBIC FT. | LIST PRICE |
|---------------------------------------|-----------------|---------------|---------|-----------|---------------|
| Metal case with metal doors | | | | | |
| LM3653S24LN / RN | 18 x 36 x 52.95 | 100 | 211 | 24.2 | \$2388 |
| LM3653S24L4 / R4 | 18 x 36 x 56.95 | 100 | 211 | 24.2 | \$2782 |
| Metal case with laminate doors | | | | | |
| LL3653S24LN / RN | 18 x 36 x 52.95 | 100 | 196 | 24.2 | \$3406 |
| LL3653S24L4 / R4 | 18 x 36 x 56.95 | 100 | 196 | 24.2 | \$3549 |

D x W x H

Metal case with metal doors

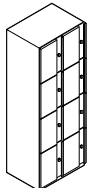
| | | | | | |
|------------------|-----------------|-----|-----|------|---------------|
| LM3653S24LN / RN | 18 x 36 x 52.95 | 100 | 211 | 24.2 | \$2388 |
| LM3653S24L4 / R4 | 18 x 36 x 56.95 | 100 | 211 | 24.2 | \$2782 |

Metal case with laminate doors

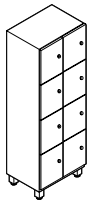
| | | | | | |
|------------------|-----------------|-----|-----|------|---------------|
| LL3653S24LN / RN | 18 x 36 x 52.95 | 100 | 196 | 24.2 | \$3406 |
| LL3653S24L4 / R4 | 18 x 36 x 56.95 | 100 | 196 | 24.2 | \$3549 |

LM models shown with PX pull and CL lock; LL models shown with default no handle, CL lock.

- Select suffix (LN) for left hand / (RN) for right hand opening with levelers (flush base).
- Select suffix (L4) for left hand / (R4) for right hand opening with 4" elevated base.



Metal doors, flush base
Left hand shown



Laminate doors, elevated base
Left hand shown

Two Column Locker, Four Rows - 66"H

Metal case with metal doors

| | | | | | |
|------------------|-----------------|-----|-----|------|---------------|
| LM2466S24LN / RN | 18 x 24 x 65.85 | 100 | 192 | 20.5 | \$2608 |
| LM2466S24L4 / R4 | 18 x 24 x 69.85 | 100 | 192 | 20.5 | \$2751 |

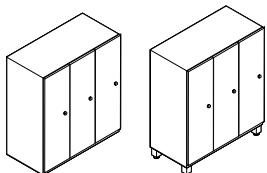
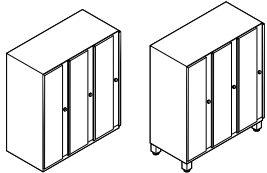
Metal case with laminate doors

| | | | | | |
|------------------|-----------------|-----|-----|------|---------------|
| LL2466S24LN / RN | 18 x 24 x 65.85 | 100 | 179 | 20.5 | \$3040 |
| LL2466S24L4 / R4 | 18 x 24 x 69.85 | 100 | 179 | 20.5 | \$3183 |

LM models shown with PX pull and CL lock; LL models shown with default no handle, CL lock.

- Select suffix (LN) for left hand / (RN) for right hand opening with levelers (flush base).
- Select suffix (L4) for left hand / (R4) for right hand opening with 4" elevated base.

THREE COLUMN LOCKERS, ONE ROW



Left hand shown

Three Column Locker, One Row - 40"H

Metal case with metal doors, flush base

| | | | | | |
|------------------|----------------|-----|-----|------|---------------|
| LM3640S31LN / RN | 18 x 36 x 40.5 | 100 | 161 | 18.5 | \$1927 |
| LM3640D31LN / RN | 24 x 36 x 40.5 | 100 | 192 | 24 | \$2137 |

Metal case with metal doors, elevated base

| | | | | | |
|------------------|----------------|-----|-----|------|---------------|
| LM3640S31L4 / R4 | 18 x 36 x 44.5 | 100 | 161 | 18.5 | \$2072 |
| LM3640D31L4 / R4 | 24 x 36 x 44.5 | 100 | 192 | 24 | \$2282 |

Metal case with laminate doors, flush base

| | | | | | |
|------------------|----------------|-----|-----|------|---------------|
| LL3640S31LN / RN | 18 x 36 x 40.5 | 125 | 134 | 18.5 | \$2161 |
| LL3640D31LN / RN | 24 x 36 x 40.5 | 125 | 165 | 24 | \$2369 |

Metal case with laminate doors, elevated base

| | | | | | |
|------------------|----------------|-----|-----|------|---------------|
| LL3640S31L4 / R4 | 18 x 36 x 44.5 | 125 | 134 | 18.5 | \$2304 |
| LL3640D31L4 / R4 | 24 x 36 x 44.5 | 125 | 165 | 24 | \$2514 |

LM models shown with PX pull and CL lock; LL models shown with default no handle, CL lock.

- Select suffix (LN) for left hand / (RN) for right hand opening with levelers (flush base).
- Select suffix (L4) for left hand / (R4) for right hand opening with 4" elevated base.

Required Specifications

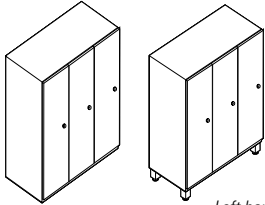
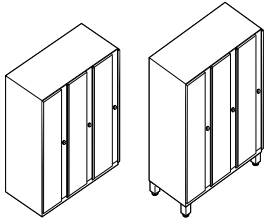
Case finish (painted)
Door front finish (painted or laminate)

Optional Specifications

Locks
Pulls
Interior options
Ventilation (LM models only)
Mail slot (LM models only)
Ganging

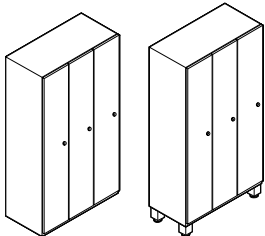
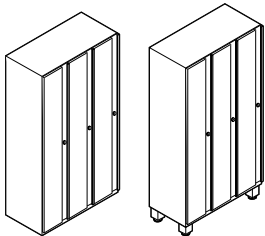
Refer to specification options on page 36 for applicable options and upcharges.

THREE COLUMN LOCKERS, ONE ROW



Left hand shown

Three Column Locker, One Row - 53"H



Left hand shown

Three Column Locker, One Row - 66"H

MODEL# DIMENSIONS FREIGHT CLASS WT/LBS. CUBIC FT. LIST PRICE

D x W x H

Metal case with metal doors, flush base

| | | | | | |
|------------------|-----------------|-----|-----|------|---------------|
| LM3653S31LN / RN | 18 x 36 x 52.95 | 100 | 203 | 24.2 | \$2289 |
| LM3653D31LN / RN | 24 x 36 x 52.95 | 125 | 240 | 31.4 | \$2561 |

Metal case with metal doors, elevated base

| | | | | | |
|------------------|-----------------|-----|-----|------|---------------|
| LM3653S31L4 / R4 | 18 x 36 x 56.95 | 100 | 203 | 24.2 | \$2434 |
| LM3653D31L4 / R4 | 24 x 36 x 56.95 | 125 | 240 | 31.4 | \$2704 |

Metal case with laminate doors, flush base

| | | | | | |
|------------------|-----------------|-----|-----|------|---------------|
| LL3653S31LN / RN | 18 x 36 x 52.95 | 125 | 188 | 24.2 | \$2726 |
| LL3653D31LN / RN | 24 x 36 x 52.95 | 125 | 226 | 31.4 | \$2996 |

Metal case with laminate doors, elevated base

| | | | | | |
|------------------|-----------------|-----|-----|------|---------------|
| LL3653S31L4 / R4 | 18 x 36 x 56.95 | 125 | 188 | 24.2 | \$2869 |
| LL3653D31L4 / R4 | 24 x 36 x 56.95 | 125 | 226 | 31.4 | \$3141 |

LM models shown with PX pull and CL lock; LL models shown with default no handle, CL lock.

- Select suffix **(LN)** for left hand / **(RN)** for right hand opening with levelers (flush base).
- Select suffix **(L4)** for left hand / **(R4)** for right hand opening with 4" elevated base.

Metal case with metal doors, flush base

| | | | | | |
|------------------|-----------------|-----|-----|------|---------------|
| LM3666S31LN / RN | 18 x 36 x 65.85 | 100 | 246 | 29.9 | \$2623 |
| LM3666D31LN / RN | 24 x 36 x 65.85 | 125 | 291 | 38.9 | \$2950 |

Metal case with metal doors, elevated base

| | | | | | |
|------------------|-----------------|-----|-----|------|---------------|
| LM3666S31L4 / R4 | 18 x 36 x 69.85 | 100 | 246 | 29.9 | \$2768 |
| LM3666D31L4 / R4 | 24 x 36 x 69.85 | 125 | 291 | 38.9 | \$3093 |

Metal case with laminate doors, flush base

| | | | | | |
|------------------|-----------------|-----|-----|------|---------------|
| LL3666S31LN / RN | 18 x 36 x 65.85 | 125 | 229 | 29.9 | \$3012 |
| LL3666D31LN / RN | 24 x 36 x 65.85 | 125 | 274 | 38.9 | \$3338 |

Metal case with laminate doors, elevated base

| | | | | | |
|------------------|-----------------|-----|-----|------|---------------|
| LL3666S31L4 / R4 | 18 x 36 x 69.85 | 125 | 229 | 29.9 | \$3156 |
| LL3666D31L4 / R4 | 24 x 36 x 69.85 | 125 | 274 | 38.9 | \$3483 |

LM models shown with PX pull and CL lock; LL models shown with default no handle, CL lock.

- Select suffix **(LN)** for left hand / **(RN)** for right hand opening with levelers (flush base).
- Select suffix **(L4)** for left hand / **(R4)** for right hand opening with 4" elevated base.

Required Specifications

Case finish (painted)
Door front finish (painted or laminate)

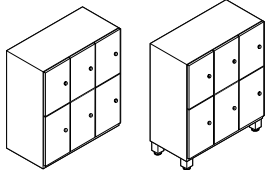
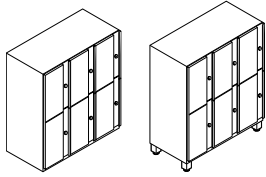
Optional Specifications

Locks Pulls
Interior options Ganging
Ventilation (LM models only)
Mail slot (LM models only)

Refer to specification options on page 36 for applicable options and upcharges.

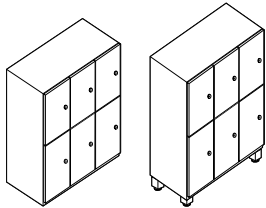
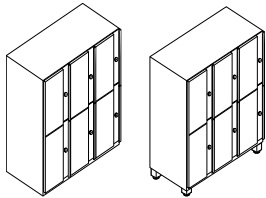
L 1200 PERSONAL LOCKERS

THREE COLUMN LOCKERS, TWO ROWS



Left hand shown

Three Column Locker, Two Rows - 40"H



Left hand shown

Three Column Locker, Two Rows - 53"H

| MODEL# | DIMENSIONS | FREIGHT CLASS | WT/LBS. | CUBIC FT. | LIST PRICE |
|--------|------------|---------------|---------|-----------|------------|
|--------|------------|---------------|---------|-----------|------------|

D x W x H

Metal case with metal doors, flush base

| | | | | | |
|------------------|----------------|-----|-----|------|---------------|
| LM3640S32LN / RN | 18 x 36 x 40.5 | 100 | 169 | 18.5 | \$2277 |
| LM3640D32LN / RN | 24 x 36 x 40.5 | 100 | 202 | 24 | \$2504 |

Metal case with metal doors, elevated base

| | | | | | |
|------------------|----------------|-----|-----|------|---------------|
| LM3640S32L4 / R4 | 18 x 36 x 44.5 | 100 | 169 | 18.5 | \$2421 |
| LM3640D32L4 / R4 | 24 x 36 x 44.5 | 100 | 202 | 24 | \$2648 |

Metal case with laminate doors, flush base

| | | | | | |
|------------------|----------------|-----|-----|------|---------------|
| LL3640S32LN / RN | 18 x 36 x 40.5 | 100 | 157 | 18.5 | \$2727 |
| LL3640D32LN / RN | 24 x 36 x 40.5 | 125 | 190 | 24 | \$2983 |

Metal case with laminate doors, elevated base

| | | | | | |
|------------------|----------------|-----|-----|------|---------------|
| LL3640S32L4 / R4 | 18 x 36 x 44.5 | 100 | 157 | 18.5 | \$2871 |
| LL3640D32L4 / R4 | 24 x 36 x 44.5 | 125 | 190 | 24 | \$3126 |

LM models shown with PX pull and CL lock; LL models shown with default no handle, CL lock.

- Select suffix **(LN)** for left hand / **(RN)** for right hand opening with levelers (flush base).
- Select suffix **(L4)** for left hand / **(R4)** for right hand opening with 4" elevated base.

Metal case with metal doors, flush base

| | | | | | |
|------------------|-----------------|-----|-----|------|---------------|
| LM3653S32LN / RN | 18 x 36 x 52.95 | 100 | 211 | 24.2 | \$2605 |
| LM3653D32LN / RN | 24 x 36 x 52.95 | 125 | 251 | 31.4 | \$2894 |

Metal case with metal doors, elevated base

| | | | | | |
|------------------|-----------------|-----|-----|------|---------------|
| LM3653S32L4 / R4 | 18 x 36 x 56.95 | 100 | 211 | 24.2 | \$2749 |
| LM3653D32L4 / R4 | 24 x 36 x 56.95 | 125 | 251 | 31.4 | \$3039 |

Metal case with laminate doors, flush base

| | | | | | |
|------------------|-----------------|-----|-----|------|---------------|
| LL3653S32LN / RN | 18 x 36 x 52.95 | 100 | 196 | 24.2 | \$3024 |
| LL3653D32LN / RN | 24 x 36 x 52.95 | 125 | 236 | 31.4 | \$3314 |

Metal case with laminate doors, elevated base

| | | | | | |
|------------------|-----------------|-----|-----|------|---------------|
| LL3653S32L4 / R4 | 18 x 36 x 56.95 | 100 | 196 | 24.2 | \$3168 |
| LL3653D32L4 / R4 | 24 x 36 x 56.95 | 125 | 236 | 31.4 | \$3458 |

LM models shown with PX pull and CL lock; LL models shown with default no handle, CL lock.

- Select suffix **(LN)** for left hand / **(RN)** for right hand opening with levelers (flush base).
- Select suffix **(L4)** for left hand / **(R4)** for right hand opening with 4" elevated base.

Required Specifications

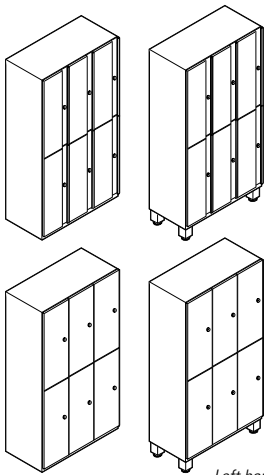
Case finish (painted)
Door front finish (painted or laminate)

Optional Specifications

Locks
Interior options
Ventilation (LM models only)
Mail slot (LM models only)
Pulls
Ganging

Refer to specification options on page 36 for applicable options and upcharges.

THREE COLUMN LOCKERS, TWO ROWS



Left hand shown

Three Column Locker, Two Rows - 66"H

| MODEL# | DIMENSIONS | FREIGHT CLASS | WT/LBS. | CUBIC FT. | LIST PRICE |
|--------|------------|---------------|---------|-----------|------------|
|--------|------------|---------------|---------|-----------|------------|

D x W x H

Metal case with metal doors, flush base

| | | | | | |
|------------------|-----------------|-----|-----|------|---------------|
| LM3666S32LN / RN | 18 x 36 x 65.85 | 100 | 259 | 29.9 | \$2950 |
| LM3666D32LN / RN | 24 x 36 x 65.85 | 100 | 317 | 38.9 | \$3293 |

Metal case with metal doors, elevated base

| | | | | | |
|------------------|-----------------|-----|-----|------|---------------|
| LM3666S32L4 / R4 | 18 x 36 x 69.85 | 100 | 259 | 29.9 | \$3092 |
| LM3666D32L4 / R4 | 24 x 36 x 69.85 | 100 | 317 | 38.9 | \$3435 |

Metal case with laminate doors, flush base

| | | | | | |
|------------------|-----------------|-----|-----|------|---------------|
| LL3666S32LN / RN | 18 x 36 x 65.85 | 100 | 240 | 29.9 | \$3461 |
| LL3666D32LN / RN | 24 x 36 x 65.85 | 125 | 298 | 38.9 | \$3804 |

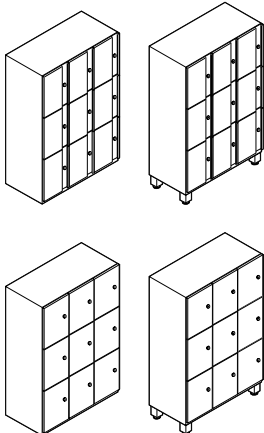
Metal case with laminate doors, elevated base

| | | | | | |
|------------------|-----------------|-----|-----|------|---------------|
| LL3666S32L4 / R4 | 18 x 36 x 69.85 | 100 | 240 | 29.9 | \$3605 |
| LL3666D32L4 / R4 | 24 x 36 x 69.85 | 125 | 298 | 38.9 | \$3948 |

LM models shown with PX pull and CL lock; LL models shown with default no handle, CL lock.

- Select suffix (LN) for left hand / (RN) for right hand opening with levelers (flush base).
- Select suffix (L4) for left hand / (R4) for right hand opening with 4" elevated base.

THREE COLUMN LOCKERS, THREE ROWS



Left hand shown

Three Column Locker, Three Rows - 53"H

| MODEL# | DIMENSIONS | FREIGHT CLASS | WT/LBS. | CUBIC FT. | LIST PRICE |
|--------|------------|---------------|---------|-----------|------------|
|--------|------------|---------------|---------|-----------|------------|

Metal case with metal doors, flush base

| | | | | | |
|------------------|-----------------|-----|-----|------|---------------|
| LM3653S33LN / RN | 18 x 36 x 52.95 | 100 | 220 | 24.2 | \$2972 |
| LM3653D33LN / RN | 24 x 36 x 52.95 | 100 | 262 | 31.4 | \$3278 |

Metal case with metal doors, elevated base

| | | | | | |
|------------------|-----------------|-----|-----|------|---------------|
| LM3653S33L4 / R4 | 18 x 36 x 56.95 | 100 | 220 | 24.2 | \$3114 |
| LM3653D33L4 / R4 | 24 x 36 x 56.95 | 100 | 262 | 31.4 | \$3420 |

Metal case with laminate doors, flush base

| | | | | | |
|------------------|-----------------|-----|-----|------|---------------|
| LL3653S33LN / RN | 18 x 36 x 52.95 | 100 | 203 | 24.2 | \$3539 |
| LL3653D33LN / RN | 24 x 36 x 52.95 | 125 | 245 | 31.4 | \$3846 |

Metal case with laminate doors, elevated base

| | | | | | |
|------------------|-----------------|-----|-----|------|---------------|
| LL3653S33L4 / R4 | 18 x 36 x 56.95 | 100 | 203 | 24.2 | \$3682 |
| LL3653D33L4 / R4 | 24 x 36 x 56.95 | 125 | 245 | 31.4 | \$3988 |

LM models shown with PX pull and CL lock; LL models shown with default no handle, CL lock.

- Select suffix (LN) for left hand / (RN) for right hand opening with levelers (flush base).
- Select suffix (L4) for left hand / (R4) for right hand opening with 4" elevated base.

Required Specifications

Case finish (painted)
Door front finish (painted or laminate)

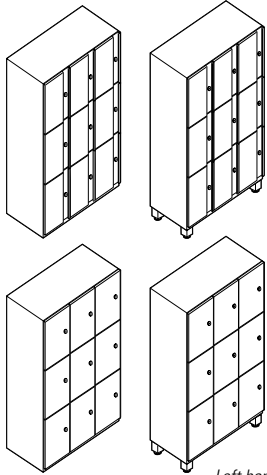
Optional Specifications

Locks Pulls
Interior options Ganging
Ventilation (LM models only)
Mail slot (LM models only)

Refer to specification options on page 36 for applicable options and upcharges.

L 1200 PERSONAL LOCKERS

THREE COLUMN LOCKERS, THREE ROWS



Left hand shown

Three Column Locker, Three Rows - 66"H

| MODEL# | DIMENSIONS D x W x H | FREIGHT CLASS | WT/LBS. | CUBIC FT. | LIST PRICE |
|--|-------------------------|---------------|---------|-----------|---------------|
| Metal case with metal doors, flush base | | | | | |
| LM3666S33LN / RN | 18 x 36 x 65.85 | 100 | 267 | 29.9 | \$3294 |
| LM3666D33LN / RN | 24 x 36 x 65.85 | 100 | 317 | 38.9 | \$3655 |
| Metal case with metal doors, elevated base | | | | | |
| LM3666S33L4 / R4 | 18 x 36 x 69.85 | 100 | 267 | 29.9 | \$3437 |
| LM3666D33L4 / R4 | 24 x 36 x 69.85 | 100 | 317 | 38.9 | \$3797 |
| Metal case with laminate doors, flush base | | | | | |
| LL3666S33LN / RN | 18 x 36 x 65.85 | 100 | 247 | 29.9 | \$3857 |
| LL3666D33LN / RN | 24 x 36 x 65.85 | 125 | 297 | 38.9 | \$4217 |
| Metal case with laminate doors, elevated base | | | | | |
| LL3666S33L4 / R4 | 18 x 36 x 69.85 | 100 | 247 | 29.9 | \$4001 |
| LL3666D33L4 / R4 | 24 x 36 x 69.85 | 125 | 297 | 38.9 | \$4362 |

LM models shown with PX pull and CL lock; LL models shown with default no handle, CL lock.

- Select suffix **(LN)** for **left** hand / **(RN)** for **right** hand opening with levelers (flush base).
- Select suffix **(L4)** for **left** hand / **(R4)** for **right** hand opening with **4" elevated base**.

Keylist

| | | | | | |
|---------|-----------|----|----|----|-----------|
| KEYLIST | - x - x - | -- | -- | -- | No Charge |
|---------|-----------|----|----|----|-----------|

When specific keying information is required with preassigned lock core and key numbers, add KEYLIST to order as a no charge line item. Must be accompanied by a completed KEY LIST form found on page 3. Lock cores will be shipped separately, to be installed on site.

Wayfinding Number Sets*

| | | | | | |
|--------|------------|----|---|-----|--------------|
| WFL50 | -- x 2 x 1 | 70 | 1 | .01 | \$274 |
| WFL100 | -- x 2 x 1 | 70 | 1 | .01 | \$274 |
| WFL150 | -- x 2 x 1 | 70 | 1 | .01 | \$274 |
| WFL200 | -- x 2 x 1 | 70 | 1 | .01 | \$274 |
| WFL250 | -- x 2 x 1 | 70 | 1 | .01 | \$274 |

High performance 3M vinyl wayfinding numbers with self adhesive. To be applied once lockers installed on user site; application instructions included. Please specify color: Black (**BLK**), White (**WHT**), Silver (**SIL**).

Number range per set:

WFL50 set includes numbers 01-50.

WFL100 set includes numbers 51-100.

WFL150 set includes numbers 101-150

WFL200 set includes numbers 151-200

WFL250 set includes numbers 201-250

Additional ranges available by special request.

Required Specifications

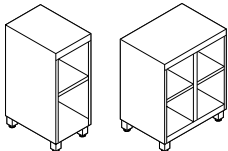
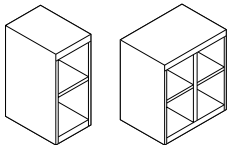
Case finish (painted)
Door front finish (painted or laminate)
Color*

Optional Specifications

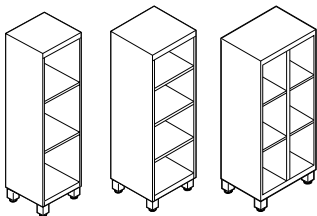

Locks
Interior options
Ventilation (LM models only)
Mail slot (LM models only)
Pulls
Ganging

Refer to specification options on page 36 for applicable options and upcharges.

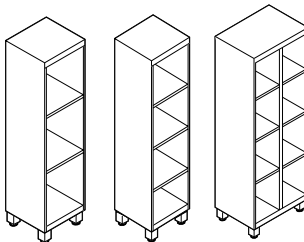

METAL CUBBIES, NO DOORS



Metal Cubbies, No Doors - 27"H



Metal Cubbies, No Doors - 53"H



Metal Cubbies, No Doors - 66"H

MODEL# DIMENSIONS FREIGHT CLASS WT/LBS. CUBIC FT. LIST PRICE

D x W x H

One column, two rows, flush base

| | | | | | |
|-------------|-----------------|-----|----|-----|--------------|
| LM1227S12NN | 18 x 12 x 27.15 | 100 | 44 | 4.7 | \$615 |
|-------------|-----------------|-----|----|-----|--------------|

Two column, two rows, flush base

| | | | | | |
|-------------|-----------------|-----|----|-----|--------------|
| LM2427S22NN | 18 x 24 x 27.15 | 100 | 71 | 8.7 | \$913 |
|-------------|-----------------|-----|----|-----|--------------|

One column, two rows, elevated base

| | | | | | |
|-------------|-----------------|-----|----|-----|--------------|
| LM1227S12N4 | 18 x 12 x 31.15 | 100 | 44 | 4.7 | \$759 |
|-------------|-----------------|-----|----|-----|--------------|

Two column, two rows, elevated base

| | | | | | |
|-------------|-----------------|-----|----|-----|---------------|
| LM2427S22N4 | 18 x 24 x 31.15 | 100 | 71 | 8.7 | \$1057 |
|-------------|-----------------|-----|----|-----|---------------|

- Select suffix **(NN)** for metal cubbies with levelers (flush base).
- Select suffix **(N4)** for metal cubbies with **4" elevated base**.
- 12" wide cubby style lockers to be ganged or anchored for compliance with ANSI/BIFMA X5.6 storage standards.

One column, three rows, flush base

| | | | | | |
|-------------|-----------------|-----|----|-----|--------------|
| LM1253S13NN | 18 x 12 x 52.95 | 100 | 77 | 8.9 | \$869 |
|-------------|-----------------|-----|----|-----|--------------|

One column, four rows, flush base

| | | | | | |
|-------------|-----------------|-----|----|------|--------------|
| LM1853S14NN | 18 x 18 x 52.95 | 125 | 77 | 12.7 | \$956 |
|-------------|-----------------|-----|----|------|--------------|

Two column, three rows, flush base

| | | | | | |
|-------------|-----------------|-----|-----|------|---------------|
| LM2453S23NN | 18 x 24 x 52.95 | 125 | 123 | 16.6 | \$1307 |
|-------------|-----------------|-----|-----|------|---------------|

One column, three rows, elevated base

| | | | | | |
|-------------|-----------------|-----|----|-----|---------------|
| LM1253S13N4 | 18 x 12 x 56.95 | 100 | 77 | 8.9 | \$1012 |
|-------------|-----------------|-----|----|-----|---------------|

One column, four rows, elevated base

| | | | | | |
|-------------|-----------------|-----|----|------|---------------|
| LM1853S14N4 | 18 x 18 x 56.95 | 125 | 77 | 12.7 | \$1101 |
|-------------|-----------------|-----|----|------|---------------|

Two column, three rows, elevated base

| | | | | | |
|-------------|-----------------|-----|-----|------|---------------|
| LM2453S23N4 | 18 x 24 x 56.95 | 125 | 123 | 16.6 | \$1451 |
|-------------|-----------------|-----|-----|------|---------------|

- Select suffix **(NN)** for metal cubbies with levelers (flush base).
- Select suffix **(N4)** for metal cubbies with **4" elevated base**.
- 12" or 18" wide cubby style lockers to be ganged or anchored for compliance with ANSI/BIFMA X5.6 storage standards.

One column, three rows, flush base

| | | | | | |
|-------------|-----------------|-----|----|------|---------------|
| LM1866S13NN | 18 x 18 x 65.85 | 150 | 72 | 15.7 | \$1039 |
|-------------|-----------------|-----|----|------|---------------|

One column, four rows, flush base

| | | | | | |
|-------------|-----------------|-----|----|----|---------------|
| LM1266S14NN | 18 x 12 x 65.85 | 100 | 94 | 11 | \$1012 |
|-------------|-----------------|-----|----|----|---------------|

Two column, four rows, flush base

| | | | | | |
|-------------|-----------------|-----|-----|------|---------------|
| LM2466S24NN | 18 x 24 x 65.85 | 125 | 151 | 20.5 | \$1542 |
|-------------|-----------------|-----|-----|------|---------------|

One column, three rows, elevated base

| | | | | | |
|-------------|-----------------|-----|----|------|---------------|
| LM1866S13N4 | 18 x 18 x 69.85 | 150 | 72 | 15.7 | \$1183 |
|-------------|-----------------|-----|----|------|---------------|

One column, four rows, elevated base

| | | | | | |
|-------------|-----------------|-----|----|----|---------------|
| LM1266S14N4 | 18 x 12 x 69.85 | 100 | 94 | 11 | \$1155 |
|-------------|-----------------|-----|----|----|---------------|

Two column, four rows, elevated base

| | | | | | |
|-------------|-----------------|-----|-----|------|---------------|
| LM2466S24N4 | 18 x 24 x 69.85 | 125 | 151 | 20.5 | \$1687 |
|-------------|-----------------|-----|-----|------|---------------|

- Select suffix **(NN)** for metal cubbies with levelers (flush base).
- Select suffix **(N4)** for metal cubbies with **4" elevated base**.
- 12" or 18" wide cubby style lockers to be ganged or anchored for compliance with ANSI/BIFMA X5.6 storage standards.

Required Specifications

Case finish (painted)

Optional Specifications

Interior options (refer to notes section)
Factory ganging **(BG)**

L 1200 PERSONAL LOCKERS

LOCKER SLOPED TOPS



18"D Locker Sloped Top*

| MODEL# | DIMENSIONS D x W x H | FREIGHT CLASS | WT/LBS. | CUBIC FT. | LIST PRICE |
|----------|-------------------------|---------------|---------|-----------|--------------|
| LMST1218 | 18 x 12 x 8 | 250 | 7.1 | 2.23 | \$151 |
| LMST1518 | 18 x 15 x 8 | 250 | 8.1 | 2.23 | \$164 |
| LMST1818 | 18 x 18 x 8 | 150 | 9.15 | 2.23 | \$165 |
| LMST2418 | 18 x 24 x 8 | 250 | 11.25 | 3.68 | \$169 |
| LMST3018 | 18 x 30 x 8 | 250 | 13.45 | 3.68 | \$178 |
| LMST3618 | 18 x 36 x 8 | 250 | 15.5 | 4.4 | \$184 |

Convert standard flat top locker to sloped top. Prevents items from being stacked on the top of a locker and makes cleaning easy. Mounted flush with the locker case; excluding the door front. Mounting hardware included, use with LM or LL lockers with corresponding width and depth as the sloped top.

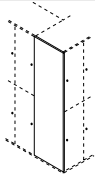


24"D Locker Sloped Top*

| | | | | | |
|----------|-------------|-----|-------|------|--------------|
| LMST1224 | 24 x 12 x 8 | 150 | 9 | 2.23 | \$160 |
| LMST1524 | 24 x 15 x 8 | 150 | 10.35 | 2.23 | \$167 |
| LMST1824 | 24 x 18 x 8 | 150 | 11.65 | 2.23 | \$174 |
| LMST2424 | 24 x 24 x 8 | 250 | 14.2 | 3.68 | \$181 |
| LMST3024 | 24 x 30 x 8 | 150 | 16.7 | 3.68 | \$194 |
| LMST3624 | 24 x 36 x 8 | 150 | 19.35 | 4.4 | \$206 |

Convert standard flat top locker to sloped top. Prevents items from being stacked on the top of a locker and makes cleaning easy. Mounted flush with the locker case; excluding the door front. Mounting hardware included, use with LM or LL lockers with corresponding width and depth as the sloped top.

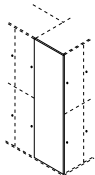
END OF RUN LAMINATE PANELS



End of Run Laminate Panel - 18"D**

| MODEL# | DIMENSIONS | FREIGHT CLASS | WT/LBS. | CUBIC FT. | LIST PRICE |
|-----------|-------------------|---------------|---------|-----------|--------------|
| LLERP1827 | 18 x 0.69 x 25.65 | 60 | 13 | 0.34 | \$177 |
| LLERP1840 | 18 x 0.69 x 38.55 | 60 | 19.5 | 0.51 | \$265 |
| LLERP1853 | 18 x 0.69 x 51.45 | 60 | 26 | 0.67 | \$352 |
| LLERP1866 | 18 x 0.69 x 64.35 | 60 | 32.5 | 0.84 | \$441 |

To cap the ends of a locker run with a finished laminate panel. To accept panels, lockers at the end of run must be specified with ganging option **(BG)**. Finished laminate panel connects to the side of the locker with the ganging hardware supplied. End of run panels include factory installed inserts for the connection. End of run panel overlaps case to be flushed with laminate door front. Available in all the standard laminates for 1200 series lockers.



End of Run Laminate Panel - 24"D**

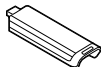
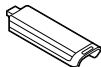
| | | | | | |
|-----------|-------------------|----|------|------|--------------|
| LLERP2427 | 24 x 0.69 x 25.65 | 60 | 17.5 | 0.45 | \$236 |
| LLERP2440 | 24 x 0.69 x 38.55 | 60 | 26 | 0.67 | \$352 |
| LLERP2453 | 24 x 0.69 x 51.45 | 60 | 35 | 0.89 | \$470 |
| LLERP2466 | 24 x 0.69 x 64.35 | 60 | 73 | 1.11 | \$589 |

To cap the ends of a locker run with a finished laminate panel. To accept panels, lockers at the end of run must be specified with ganging option **(BG)**. Finished laminate panel connects to the side of the locker with the ganging hardware supplied. End of run panels include factory installed inserts for the connection. End of run panel overlaps case to be flushed with laminate door front. Available in all the standard laminates for 1200 series lockers.

Required Specifications

- Painted finish*
- Laminate finish**

KEYLESS ENTRY, PROGRAM KEYS



Master Key

MODEL# DIMENSIONS FREIGHT CLASS WT/LBS. CUBIC FT. LIST PRICE

D x W x H

| User Key | | | | | | |
|------------------------|---------------|----|-----|------|--|--------------|
| LKUSRKEY | 1.2 x 0.9 x 2 | 70 | 0.2 | 0.05 | | \$58 |
| Manager Key | | | | | | |
| LKMGRKEY | 1.2 x 0.9 x 4 | 70 | 0.5 | 0.05 | | \$129 |
| Programming Key | | | | | | |
| LKPRGKEY | 1.2 x 0.9 x 4 | 70 | 0.5 | 0.05 | | \$178 |

| | User Key | Manager Key ¹ | Programming Key ² |
|---|----------|--------------------------|------------------------------|
| Operates the lock, for users unable to use keypad | • | • | • |
| Overrides user access | | • | • |
| Allows management inspection | | • | • |
| Provides external power | | • | • |
| Programs manager keys to the lock | | | • |
| Assigns user credentials ³ (in assigned use functionality) | | • | |
| Sets lock functionality | | | • |

¹ Up to six manager keys may be programmed to each lock.
² One programming key allowed per lock system.
³ Up to 20 user credentials may be assigned to each lock.

Required Specifications

Case finish (painted)
 Door front finish (painted or laminate)


Optional Specifications

Locks Pulls
 Interior options Ganging
 Ventilation (LM models only)
 Mail slot (LM models only)

Refer to specification options on page 36 for applicable options and upcharges.

P 1900P PERSONAL TOWERS

1900P SERIES PERSONAL TOWERS




Personal Tower - 2 Box/1 File Drawer

| MODEL# | DIMENSIONS D x W x H | FREIGHT CLASS | WT./LBS. | CUBIC FT. | LIST PRICE |
|------------|-------------------------|---------------|----------|-----------|---------------|
| 19PT3-2BFL | 24 x 24 x 39.52 | 125 | 110 | 16.25 | \$2146 |
| 19PT3-2BFR | 24 x 24 x 39.52 | 125 | 110 | 16.25 | \$2146 |

- Model 19PT3-2BFL has wardrobe section on the left and drawers on the right.
- Model 19PT3-2BFR has wardrobe section on the right and drawers on the left.

1900P style pull on all drawers. Includes ventilated 24"D wardrobe section (ventilated on bottom of cabinet), locker compartment, 2 box drawers and 1 file drawer. Locker compartment has one fixed shelf. Locking.




Personal Tower - 2 File Drawers

| | | | | | |
|-----------|-----------------|-----|-----|-------|---------------|
| 19PT3-2FL | 24 x 24 x 39.52 | 125 | 125 | 16.25 | \$2146 |
| 19PT3-2FR | 24 x 24 x 39.52 | 125 | 125 | 16.25 | \$2146 |

- Model 19PT3-2FL has wardrobe section on the left and drawers on the right.
- Model 19PT3-2FR has wardrobe section on the right and drawers on the left.

1900P style pull on all drawers. Includes ventilated 24"D wardrobe section (ventilated on bottom of cabinet), locker compartment, and 2 file drawers. Locker compartment has one fixed shelf. Locking.




Personal Tower - 2 Box/1 File Drawer

| | | | | | |
|------------|-----------------|-----|-----|------|---------------|
| 19PT4-2BFL | 24 x 24 x 51.89 | 150 | 134 | 23.1 | \$2158 |
| 19PT4-2BFR | 24 x 24 x 51.89 | 150 | 134 | 23.1 | \$2158 |

- Model 19PT4-2BFL has wardrobe section on the left and drawers on the right.
- Model 19PT4-2BFR has wardrobe section on the right and drawers on the left.

1900P style pull on all drawers. Includes ventilated 24"D wardrobe section (ventilated on bottom of cabinet), locker compartment, 2 box drawers and 1 file drawer. Locker compartment has one adjustable shelf and one fixed shelf. Locking.



Personal Tower - 2 File Drawers

| | | | | | |
|-----------|-----------------|-----|-----|------|---------------|
| 19PT4-2FL | 24 x 24 x 51.89 | 125 | 149 | 23.1 | \$2158 |
| 19PT4-2FR | 24 x 24 x 51.89 | 125 | 149 | 23.1 | \$2158 |


- Model 19PT4-2FL has wardrobe section on the left and drawers on the right.
- Model 19PT4-2FR has wardrobe section on the right and drawers on the left.

1900P style pull on all drawers. Includes ventilated 24"D wardrobe section (ventilated on bottom of cabinet), locker compartment and 2 file drawers. Locker compartment has one adjustable shelf and one fixed shelf. Locking.


Required Specifications

Metal finish

1900P SERIES PERSONAL TOWERS



Personal Tower - 2 Box/1 File Drawer



Personal Tower - 2 File Drawers

| MODEL# | DIMENSIONS | FREIGHT CLASS | WT/LBS. | CUBIC FT. | LIST PRICE |
|--------|------------|---------------|---------|-----------|------------|
|--------|------------|---------------|---------|-----------|------------|

D x W x H

| | | | | | |
|------------|-----------------|-----|-----|-------|---------------|
| 19PT5-2BFL | 24 x 24 x 66.39 | 125 | 162 | 26.75 | \$2225 |
| 19PT5-2BFR | 24 x 24 x 66.39 | 125 | 162 | 26.75 | \$2225 |

- Model 19PT5-2BFL has wardrobe section on the left and drawers on the right.
- Model 19PT5-2BFR has wardrobe section on the right and drawers on the left.

1900P style pull on all drawers. Includes ventilated 24"D wardrobe section (ventilated on bottom of cabinet), locker compartment, 2 box drawers and 1 file drawer. Locker compartment has two adjustable shelves and one fixed shelf. Locking.

| | | | | | |
|-----------|-----------------|-----|-----|-------|---------------|
| 19PT5-2FL | 24 x 24 x 66.39 | 150 | 159 | 26.75 | \$2225 |
| 19PT5-2FR | 24 x 24 x 66.39 | 150 | 159 | 26.75 | \$2225 |

- Model 19PT5-2FL has wardrobe section on the left and drawers on the right.
- Model 19PT5-2FR has wardrobe section on the right and drawers on the left.

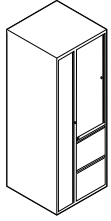
1900P style pull on all drawers. Includes ventilated 24"D wardrobe section (ventilated on bottom of cabinet), locker compartment and 2 file drawers. Locker compartment has two adjustable shelves and one fixed shelf. Locking.

Required Specifications

Metal finish

P 9300P PERSONAL TOWERS

9300P SERIES PERSONAL TOWERS

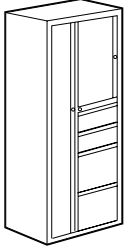


Personal Tower - 2 File Drawers

| MODEL# | DIMENSIONS D x W x H | FREIGHT CLASS | WT/LBS. | CUBIC FT. | LIST PRICE |
|----------|-------------------------|---------------|---------|-----------|---------------|
| 93PT-2FL | 24 x 24 x 65.25 | 125 | 160 | 21.75 | \$2255 |
| 93PT-2FR | 24 x 24 x 65.25 | 125 | 160 | 21.75 | \$2255 |

- Model 93PT-2FL has wardrobe section on the left and file drawers on the right.
- Model 93PT-2FR has wardrobe section on the right and file drawers on the left.

Full looped pulls on all drawers. Includes ventilated 24" D wardrobe section, locker compartment and 2 file drawers. Locker compartment includes 1 shelf. Locking.

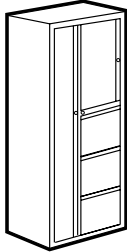


Personal Tower - 2 Box/2 File Drawers

| | | | | | |
|------------|-----------------|-----|-----|-------|---------------|
| 93PT-2B2FL | 24 x 24 x 65.25 | 125 | 170 | 21.75 | \$2255 |
| 93PT-2B2FR | 24 x 24 x 65.25 | 125 | 170 | 21.75 | \$2255 |

- Model 93PT-2B2FL has wardrobe section on the left and file drawers on the right.
- Model 93PT-2B2FR has wardrobe section on the right and file drawers on the left.

Full looped pulls on all drawers. Includes ventilated 24" D wardrobe section, locker compartment and 2 box and 2 file drawers. Locker compartment includes 2 shelves. Locking.

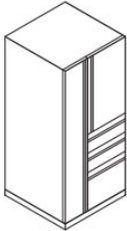


Personal Tower - 3 File Drawers

| | | | | | |
|----------|-----------------|-----|-----|-------|---------------|
| 93PT-3FL | 24 x 24 x 65.25 | 125 | 165 | 21.75 | \$2255 |
| 93PT-3FR | 24 x 24 x 65.25 | 125 | 165 | 21.75 | \$2255 |

- Model 93PT-3FL has wardrobe section on the left and file drawers on the right.
- Model 93PT-3FR has wardrobe section on the right and file drawers on the left.

Full looped pulls on all drawers. Includes ventilated 24" D wardrobe section, locker compartment and 3 file drawers. Locker compartment includes 2 shelves. Locking.

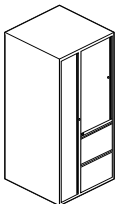


Personal Tower - 2 Box/1 File Drawers

| | | | | | |
|------------|--------------|-----|-----|----|---------------|
| 93PT4-2BFL | 24 x 24 x 54 | 125 | 135 | 18 | \$2181 |
| 93PT4-2BFR | 24 x 24 x 54 | 125 | 135 | 18 | \$2181 |

- Model 93PT4-2BFL has wardrobe section on the left and file drawers on the right.
- Model 93PT4-2BFR has wardrobe section on the right and file drawers on the left.

Full looped pulls on all drawers. Includes ventilated 24" D wardrobe section, locker compartment and 2 file drawers. Locker compartment includes 1 shelf. Locking.



Personal Tower - 2 File Drawers

| | | | | | |
|-----------|--------------|-----|-----|----|---------------|
| 93PT4-2FL | 24 x 24 x 54 | 125 | 132 | 18 | \$2181 |
| 93PT4-2FR | 24 x 24 x 54 | 125 | 132 | 18 | \$2181 |

- Model 93PT4-2FL has wardrobe section on the left and file drawers on the right.
- Model 93PT4-2FR has wardrobe section on the right and file drawers on the left.

Full looped pulls on all drawers. Includes ventilated 24" D wardrobe section, locker compartment and 2 file drawers. Locker compartment includes 1 shelf. Locking.

Required Specifications

Metal Finish

1200P SERIES PERSONAL TOWERS

| MODEL# | DIMENSIONS | FREIGHT CLASS | WT/LBS. | CUBIC FT. | LIST PRICE |
|--------|------------|---------------|---------|-----------|------------|
|--------|------------|---------------|---------|-----------|------------|

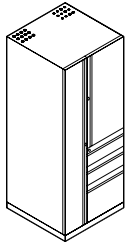
D x W x H

| | | | | | |
|--------------|----------------|-----|-----|-------|---------------|
| 1224P42TBBFL | 24 x 24 x 42 | 125 | 112 | 16.37 | \$2255 |
| 1224P48TBBFL | 24 x 24 x 48 | 125 | 135 | 18.63 | \$2354 |
| 1224P50TBBFL | 24 x 24 x 50 | 125 | 146 | 19.38 | \$2354 |
| 1224P54TBBFL | 24 x 24 x 53.8 | 125 | 152 | 20.88 | \$2354 |
| 1224P66TBBFL | 24 x 24 x 65.9 | 125 | 162 | 25.36 | \$2427 |

| | | | | | |
|--------------|----------------|-----|-----|-------|---------------|
| 1224P42TBBFR | 24 x 24 x 42 | 125 | 112 | 16.37 | \$2255 |
| 1224P48TBBFR | 24 x 24 x 48 | 125 | 135 | 18.63 | \$2354 |
| 1224P50TBBFR | 24 x 24 x 50 | 125 | 146 | 19.38 | \$2354 |
| 1224P54TBBFR | 24 x 24 x 53.8 | 125 | 152 | 20.88 | \$2354 |
| 1224P66TBBFR | 24 x 24 x 65.9 | 125 | 162 | 25.36 | \$2427 |

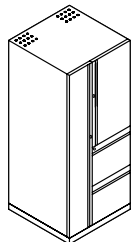
- 1224PxxTBBFL models have wardrobe on the **left** and file drawers on the **right**
- 1224PxxTBBFR models have wardrobe on the **right** and file drawers on the **left**

Includes ventilated 24"D wardrobe section, locker compartment and 2 box and 1 file drawer. Storage tower has 1 adjustable shelf and 1 fixed shelf. Full height coat storage is 7" wide with ventilation. Tower comes with 3 locks - 1 for the drawers, 1 for the storage door and 1 for the coat locker.



Left Shown

Personal Tower - Box/Box/File



Left Shown

Personal Tower - File/File

| | | | | | |
|-------------|----------------|-----|-----|-------|---------------|
| 1224P42TFFL | 24 x 24 x 42 | 125 | 116 | 16.37 | \$2255 |
| 1224P48TFFL | 24 x 24 x 48 | 125 | 128 | 18.63 | \$2354 |
| 1224P50TFFL | 24 x 24 x 50 | 125 | 146 | 19.38 | \$2354 |
| 1224P54TFFL | 24 x 24 x 53.8 | 125 | 150 | 20.88 | \$2354 |
| 1224P66TFFL | 24 x 24 x 65.9 | 125 | 160 | 25.36 | \$2427 |

| | | | | | |
|-------------|----------------|-----|-----|-------|---------------|
| 1224P42TFFR | 24 x 24 x 42 | 125 | 116 | 16.37 | \$2255 |
| 1224P48TFFR | 24 x 24 x 48 | 125 | 128 | 18.63 | \$2354 |
| 1224P50TFFR | 24 x 24 x 50 | 125 | 146 | 19.38 | \$2354 |
| 1224P54TFFR | 24 x 24 x 53.8 | 125 | 150 | 20.88 | \$2354 |
| 1224P66TFFR | 24 x 24 x 65.9 | 125 | 160 | 25.36 | \$2427 |

- 1224PxxTFFL models have wardrobe on the **left** and file drawers on the **right**
- 1224PxxTFFR models have wardrobe on the **right** and file drawers on the **left**

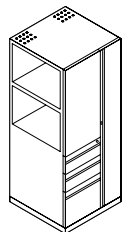
Includes ventilated 24"D wardrobe section, locker compartment and 2 file drawers. Storage tower has 1 adjustable shelf and 1 fixed shelf. Full height coat storage is 7" wide with ventilation. Tower comes with 3 locks - 1 for the drawers, 1 for the storage door and 1 for the coat locker.

| | | | | | |
|----------------|----------------|-----|-----|-------|---------------|
| 1224P50TSOBBFL | 24 x 24 x 50 | 125 | 150 | 19.38 | \$2975 |
| 1224P54TSOBBFL | 24 x 24 x 53.8 | 125 | 150 | 20.88 | \$2991 |
| 1224P66TSOBBFL | 24 x 24 x 65.9 | 125 | 158 | 25.36 | \$3044 |

| | | | | | |
|----------------|-----------------|-----|-----|-------|---------------|
| 1224P50TSOBBFR | 24 x 24 x 50 | 125 | 150 | 19.38 | \$2975 |
| 1224P54TSOBBFR | 24 x 24 x 53.8 | 125 | 150 | 20.88 | \$2991 |
| 1224P66TSOBBFR | 24 x 24 x 65.87 | 125 | 158 | 25.36 | \$3044 |

- 1224PxxTSOBBFL models have wardrobe on the **left** and file drawers on the **right**
- 1224PxxTSOBBFR models have wardrobe on the **right** and file drawers on the **left**

Includes ventilated 24"D wardrobe section and 2 box and 1 file drawers. Storage tower has 1 adjustable shelf and 1 fixed shelf. Full height coat storage is 7" wide with ventilation. Tower comes with 2 locks - 1 for the drawers, 1 for the coat locker.



Right Shown

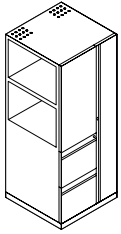
Side Opening Storage Tower - Box/Box/File

Required Specifications

Metal Finish

P 1200P PERSONAL TOWERS

1200P SERIES - PERSONAL TOWERS



Right Shown

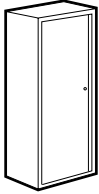
Side Opening Storage Tower - File/File

| MODEL# | DIMENSIONS D x W x H | FREIGHT CLASS | WT/LBS. | CUBIC FT. | LIST PRICE |
|---------------|-------------------------|---------------|---------|-----------|---------------|
| 1224P50TSOFFL | 24 x 24 x 50 | 125 | 146 | 19.38 | \$2975 |
| 1224P54TSOFFL | 24 x 24 x 54 | 125 | 150 | 20.88 | \$2991 |
| 1224P66TSOFFL | 24 x 24 x 66 | 125 | 158 | 25.36 | \$3044 |
| 1224P50TSOFFR | 24 x 24 x 50 | 125 | 146 | 19.38 | \$2975 |
| 1224P54TSOFFR | 24 x 24 x 54 | 125 | 150 | 20.88 | \$2991 |
| 1224P66TSOFFR | 24 x 24 x 65.88 | 125 | 158 | 25.36 | \$3044 |

- 1224PxxTSOFFL models have wardrobe on the **left** and file drawers on the **right**
- 1224PxxTSOFFR models have wardrobe on the **right** and file drawers on the **left**

Includes ventilated 24"D wardrobe section and 2 file drawers. Storage tower has 1 adjustable shelf and 1 fixed shelf. Full height coat storage is 7" wide with ventilation. Tower comes with 2 locks - 1 for the drawers, 1 for the coat locker.

WARDROBE LOCKERS




Wardrobe Locker

| MODEL# | DIMENSIONS | FREIGHT CLASS | WT/LBS. | CUBIC FT. | LIST PRICE |
|------------|--------------|---------------|---------|-----------|---------------|
| 9PL2472SDL | 24 x 24 x 72 | 125 | 182 | 25 | \$2262 |
| 9PL2472SDR | 24 x 24 x 72 | 125 | 182 | 25 | \$2262 |

Full loop pull on door. Includes two adjustable shelves. Hanging rod. Locking.

- Model **9PL2472SDL** door opens to the **left**.
- Model **9PL2472SDR** door opens to the **right**.

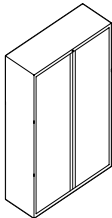


Wardrobe Locker

| | | | | | |
|----------|-----------------|-----|-----|-------|---------------|
| 91PL518L | 24 x 18 x 65.25 | 125 | 125 | 16.30 | \$1591 |
| 91PL518R | 24 x 18 x 65.25 | 125 | 125 | 16.30 | \$1591 |

Full loop pull on door. Includes one adjustable shelf. Hanging rod. Locking.

- Model **91PL518L** door opens to the **left**.
- Model **91PL518R** door opens to the **right**.



Wardrobe Cabinet - 5 high

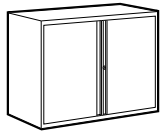
| | | | | | |
|---------|-----------------|-----|--------|-------|---------------|
| 1230P5W | 18 x 30 x 65.88 | 150 | 118.50 | 23.95 | \$1568 |
| 1236P5W | 18 x 36 x 65.88 | 150 | 128 | 28.51 | \$1984 |
| 1242P5W | 18 x 42 x 65.88 | 150 | 135 | 33.08 | \$2193 |

30" wide has full width shelf and coat rod with 4 hooks. 36" and 42" wide have full width shelf. Coat rod on right and 4 height adjustable shelves on the left side.


Required Specifications

Metal Finish

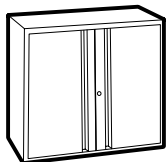
9300P SERIES - STORAGE CABINETS



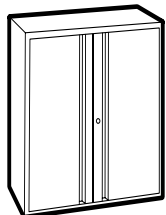
Two Door Storage Cabinet - 27 1/8" H



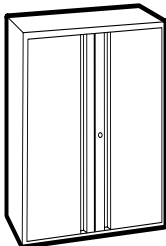
Two Door Storage Cabinet - 42" H



Two Door Storage Cabinet - 40 1/2" H



Two Door Storage Cabinet - 54" H



Two Door Storage Cabinet - 65 1/4" H

| MODEL# | DIMENSIONS | FREIGHT CLASS | WT/LBS. | CUBIC FT. | LIST PRICE |
|--------|------------|---------------|---------|-----------|------------|
|--------|------------|---------------|---------|-----------|------------|

D x W x H

| | | | | | |
|-----------|-----------------|-----|----|----|--------------|
| 9330P-2S1 | 18 x 30 x 27.12 | 150 | 57 | 10 | \$522 |
| 9336P-2S1 | 18 x 36 x 27.12 | 150 | 61 | 14 | \$563 |
| 9342P-2S1 | 18 x 42 x 27.12 | 150 | 73 | 14 | \$607 |

One full width, **fixed**, non-slotted shelf. Lock and leveling glides standard. **Matches lateral file case dimensions. Full pull handle design.** Shipped assembled in one carton.

- All shelves were tested to hold up to 70 - 75 lbs. evenly distributed.

| | | | | | |
|------------|--------------|-----|----|----|--------------|
| 9336P-S42L | 18 x 36 x 42 | 150 | 98 | 20 | \$629 |
|------------|--------------|-----|----|----|--------------|

One fixed and one adjustable shelf. Lock and leveling glides standard. **Full pull handle design.**

- All shelves were tested to hold up to 70 - 75 lbs. evenly distributed.

| | | | | | |
|-----------|----------------|-----|-----|----|--------------|
| 9330P-3S1 | 18 x 30 x 40.5 | 150 | 80 | 17 | \$592 |
| 9336P-3S1 | 18 x 36 x 40.5 | 150 | 88 | 21 | \$619 |
| 9342P-3S1 | 18 x 42 x 40.5 | 150 | 100 | 24 | \$654 |

One fixed and one adjustable shelf. Lock and leveling glides standard. **Matches lateral file case dimensions. Full pull handle design.**

- All shelves were tested to hold up to 70 - 75 lbs. evenly distributed.

| | | | | | |
|-----------|--------------|-----|-----|----|--------------|
| 9330P-4S1 | 18 x 30 x 54 | 150 | 102 | 23 | \$654 |
| 9336P-4S1 | 18 x 36 x 54 | 150 | 111 | 27 | \$682 |
| 9342P-4S1 | 18 x 42 x 54 | 150 | 125 | 31 | \$731 |

One fixed and two adjustable shelves. Lock and leveling glides standard. **Matches lateral file case dimensions. Full pull handle design.**

- All shelves were tested to hold up to 70 - 75 lbs. evenly distributed.

| | | | | | |
|-----------|-----------------|-----|-----|----|--------------|
| 9330P-5S1 | 18 x 30 x 65.25 | 150 | 122 | 27 | \$710 |
| 9336P-5S1 | 18 x 36 x 65.25 | 150 | 134 | 32 | \$753 |
| 9342P-5S1 | 18 x 42 x 65.25 | 150 | 150 | 37 | \$796 |

One fixed and three adjustable shelves. Lock and leveling glides standard. **Matches lateral file case dimensions. Full pull handle design.**

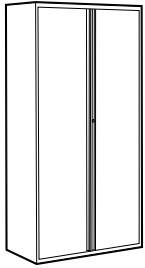
- All shelves were tested to hold up to 70 - 75 lbs. evenly distributed.

Required Specifications

Metal Finish

S 9300P STORAGE

9300P SERIES STORAGE CABINETS



Two Door Storage Cabinet - 72"H

| MODEL# | DIMENSIONS D x W x H | FREIGHT CLASS | WT./LBS. | CUBIC FT. | LIST PRICE |
|------------|-------------------------|---------------|----------|-----------|--------------|
| 9336P-S72L | 18 x 36 x 72 | 250 | 133 | 36 | \$777 |

One fixed and three adjustable shelves. Lock and leveling glides standard. **Full pull handle design.**

- All shelves were tested to hold up to 70 - 75 lbs. evenly distributed.

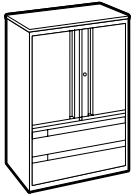


Additional Shelf

| | | | | | |
|-----------|----|----|----|----|-------------|
| 9330P-FWS | -- | -- | -- | -- | \$55 |
| 9336P-FWS | -- | -- | -- | -- | \$58 |
| 9342P-FWS | -- | -- | -- | -- | \$66 |

For use with 9300P Series storage cabinets.

9300P SERIES MULTI-STOR



Multi-Stor Cabinet

| MODEL# | DIMENSIONS | FREIGHT CLASS | WT./LBS. | CUBIC FT. | LIST PRICE |
|------------|-----------------|---------------|----------|-----------|---------------|
| 9336P-5MSL | 18 x 36 x 65.25 | 125 | 245 | 32 | \$1586 |

All purpose storage unit with two fixed shelves, one adjustable shelf and standard side-to-side hanging file bars in the roll-out drawers. **Full pull handle design.**

- Storage and lateral units lock independently and are keyed alike.

9300P SERIES EXHIBIT CABINET

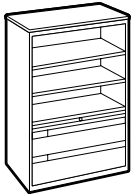


Exhibit Cabinet

| MODEL# | DIMENSIONS | FREIGHT CLASS | WT./LBS. | CUBIC FT. | LIST PRICE |
|-----------|-----------------|---------------|----------|-----------|---------------|
| 9336P-5FX | 18 x 36 x 65.25 | 125 | 230 | 32 | \$1481 |

Open shelving with one fixed and two adjustable shelves, Two lateral file drawers. Side-to-side hanging file bars included. Locking. **Full pull handle design.**

Required Specifications

Metal finish

Optional Specifications


Counterweight

Accessories

Front to back file bars
Plate dividers

9300 SERIES STORAGE

| MODEL# | DIMENSIONS | FREIGHT CLASS | WT/LBS. | CUBIC FT. | LIST PRICE |
|--------|------------|---------------|---------|-----------|------------|
|--------|------------|---------------|---------|-----------|------------|




Two Door Storage Cabinet - 27 1/8"H

| | D x W x H | | | | |
|----------|-----------------|-----|----|----|--------------|
| 9336-2S1 | 18 x 36 x 27.12 | 150 | 61 | 14 | \$563 |

One full width, **fixed**, non-slotted shelf. Lock and leveling glides standard. **Matches lateral file case dimensions.**

- All shelves were tested to hold up to 70 - 75 lbs. evenly distributed.

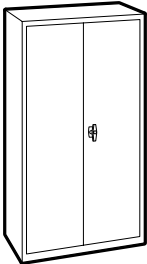


Two Door Storage Cabinet - 42"H

| | | | | | |
|-----------|--------------|-----|----|----|--------------|
| 9336-S42L | 18 x 36 x 42 | 150 | 88 | 20 | \$629 |
|-----------|--------------|-----|----|----|--------------|

One fixed and one adjustable shelf. Lock and leveling glides standard.

- All shelves were tested to hold up to 70 - 75 lbs. evenly distributed.



Two Door Storage Cabinet - 72"H

| | | | | | |
|-----------|--------------|-----|-----|----|--------------|
| 9336-S72L | 18 x 36 x 72 | 250 | 130 | 36 | \$777 |
|-----------|--------------|-----|-----|----|--------------|

One fixed and three adjustable shelves. Lock and leveling glides standard.

- All shelves were tested to hold up to 70 - 75 lbs. evenly distributed.

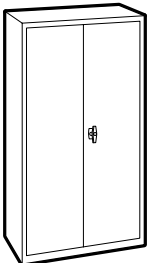


Two Door Storage Cabinet - 42"H

| | | | | | |
|-----------|--------------|-----|----|----|--------------|
| 93CG-S42L | 18 x 36 x 42 | 150 | 98 | 20 | \$715 |
|-----------|--------------|-----|----|----|--------------|

Two adjustable shelves. Two point locking doors.

- CGSB approved
- All shelves were tested to hold up to 125 lbs. evenly distributed.



Two Door Storage Cabinet - 72"H

| | | | | | |
|-----------|--------------|-----|-----|----|--------------|
| 93CG-S72L | 18 x 36 x 72 | 150 | 158 | 36 | \$865 |
|-----------|--------------|-----|-----|----|--------------|

Six adjustable shelves. Two point locking doors.

- CGSB approved
- All shelves were tested to hold up to 125 lbs. evenly distributed.

Required Specifications
Metal finish

Optional Specifications
Counterweight

Accessories
Front to back file bars
Plate dividers

S 9300 STORAGE

9300 SERIES STORAGE CABINETS




Additional Shelf

| MODEL# | DIMENSIONS D x W x H | FREIGHT CLASS | WT/LBS. | CUBIC FT. | LIST PRICE |
|----------|-------------------------|---------------|---------|-----------|-------------|
| 9336-FWS | 18 x 36 x .75 | 85 | 7 | .50 | \$58 |
| 93CG-FWS | 18 x 36 x .75 | 85 | 7 | .50 | \$95 |

Specify **9336-FWS** for 9336-5MSL, 9336-S72L, 9336-S42L, 9336-2SL storage cabinets.
Specify **93CG-FWS** for 93CG Storage Cabinets.

9300 SERIES MULTI-STOR



Multi-Stor Cabinet

| MODEL# | DIMENSIONS | FREIGHT CLASS | WT/LBS. | CUBIC FT. | LIST PRICE |
|-----------|-----------------|---------------|---------|-----------|---------------|
| 9336-5MSL | 18 x 36 x 65.25 | 125 | 200 | 32 | \$1586 |

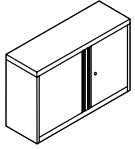
All purpose storage unit with two fixed shelves, one adjustable shelf and standard side-to-side hanging file bars in the roll-out drawers. Center pull handle design

- Storage and lateral units lock independently and are keyed alike.

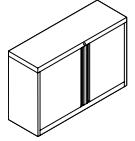
Required Specifications

Metal Finish

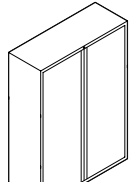
1200P SERIES STORAGE CABINETS



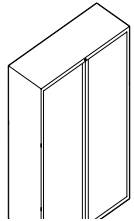
1 1/2 high Storage Cabinet w/Doors



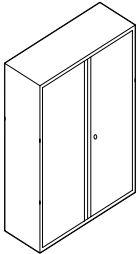
**Storage Cabinet - 2 high
Worksurface supporting**



Storage Cabinet - 3 high



Storage Cabinet - 4 high



Storage Cabinet - 5 high

MODEL# DIMENSIONS FREIGHT CLASS WT/LBS. CUBIC FT. LIST PRICE

D x W x H

| | | | | | |
|----------|-----------------|-----|----|-------|---------------|
| 1230P1XS | 18 x 30 x 21.75 | 125 | 61 | 8.26 | \$1092 |
| 1236P1XS | 18 x 36 x 21.75 | 125 | 71 | 9.84 | \$1167 |
| 1242P1XS | 18 x 42 x 21.75 | 125 | 86 | 11.41 | \$1243 |

Half height open shelf and 12" open shelf lateral cabinet. 1 Adjustable shelf. Locking.

| | | | | | |
|-----------|-----------------|-----|----|-------|---------------|
| 1230P2SWS | 18 x 30 x 27.75 | 125 | 74 | 10.40 | \$972 |
| 1236P2SWS | 18 x 36 x 27.75 | 125 | 82 | 12.38 | \$1031 |
| 1242P2SWS | 18 x 42 x 27.75 | 125 | 91 | 14.36 | \$1188 |

One adjustable shelf. Locking.

| | | | | | |
|---------|----------------|-----|-----|-------|---------------|
| 1230P3S | 18 x 30 x 40.5 | 125 | 102 | 14.93 | \$1186 |
| 1236P3S | 18 x 36 x 40.5 | 125 | 115 | 17.77 | \$1324 |
| 1242P3S | 18 x 42 x 40.5 | 125 | 126 | 20.62 | \$1465 |

Two adjustable shelves. Locking.

| | | | | | |
|---------|--------------|-----|-----|-------|---------------|
| 1230P4S | 18 x 30 x 54 | 125 | 126 | 19.73 | \$1465 |
| 1236P4S | 18 x 36 x 54 | 125 | 148 | 23.49 | \$1637 |
| 1242P4S | 18 x 42 x 54 | 150 | 163 | 27.24 | \$1811 |

Three adjustable shelves. Locking.

| | | | | | |
|---------|-----------------|-----|-----|-------|---------------|
| 1230P5S | 18 x 30 x 65.88 | 125 | 152 | 23.95 | \$1637 |
| 1236P5S | 18 x 36 x 65.88 | 125 | 175 | 28.51 | \$1845 |
| 1242P5S | 18 x 42 x 65.88 | 150 | 198 | 33.08 | \$2055 |

Four adjustable shelves. Locking.

Required Specifications

Metal finish

Optional Specifications

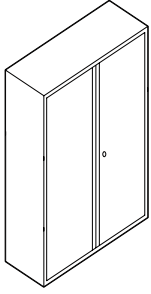
Counterweight

Accessories

Front to Back File Bars
Plate Dividers

S 1200P STORAGE

1200P SERIES STORAGE

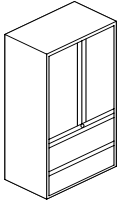


Storage Cabinet - 6 high

| MODEL# | DIMENSIONS D x W x H | FREIGHT CLASS | WT/LBS. | CUBIC FT. | LIST PRICE |
|---------|-------------------------|---------------|---------|-----------|---------------|
| 1230P6S | 18 x 30 x 77.88 | 125 | 174 | 28.22 | \$2133 |
| 1236P6S | 18 x 36 x 77.88 | 150 | 195 | 33.59 | \$2438 |
| 1242P6S | 18 x 42 x 77.88 | 150 | 220 | 38.97 | \$2681 |

Five adjustable shelves. Locking.

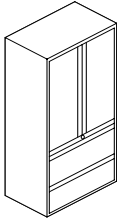
1200P SERIES MULTI-STOR



Multi-Stor Cabinet

| MODEL# | DIMENSIONS | FREIGHT CLASS | WT/LBS. | CUBIC FT. | LIST PRICE |
|--------------|--------------|---------------|---------|-----------|---------------|
| 1230P50M2SFF | 18 x 30 x 50 | 125 | 120 | 18.31 | \$2138 |
| 1236P50M2SFF | 18 x 36 x 50 | 125 | 142 | 21.79 | \$2401 |
| 1242P50M2SFF | 18 x 42 x 50 | 150 | 150 | 25.28 | \$2590 |

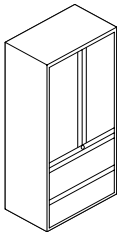
All purpose storage unit with hinged doors and two lateral file drawers. Locking.



Multi-Stor Cabinet

| | | | | | |
|--------------|--------------|-----|-----|-------|---------------|
| 1230P54M2SFF | 18 x 30 x 54 | 125 | 150 | 19.73 | \$2159 |
| 1236P54M2SFF | 18 x 36 x 54 | 125 | 158 | 23.49 | \$2229 |
| 1242P54M2SFF | 18 x 42 x 54 | 125 | 168 | 27.24 | \$2368 |

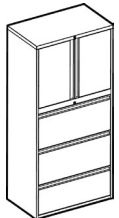
All purpose storage unit with hinged doors and two lateral file drawers. Locking.



Multi-Stor Cabinet

| | | | | | |
|--------------|-----------------|-----|-----|-------|---------------|
| 1230P66M3SFF | 18 x 30 x 65.88 | 100 | 228 | 23.95 | \$2659 |
| 1236P66M3SFF | 18 x 36 x 65.88 | 100 | 258 | 28.51 | \$2728 |
| 1242P66M3SFF | 18 x 42 x 65.88 | 100 | 265 | 33.08 | \$2869 |

All purpose storage unit with hinged doors and two lateral file drawers. Locking.



Multi-Stor Cabinet

| | | | | | |
|---------------|-----------------|-----|-----|-------|---------------|
| 1230P66M2SFFF | 18 x 30 x 65.88 | 100 | 230 | 23.95 | \$2749 |
| 1236P66M2SFFF | 18 x 36 x 65.88 | 100 | 250 | 28.51 | \$2784 |
| 1242P66M2SFFF | 18 x 42 x 65.88 | 100 | 280 | 33.08 | \$2924 |

All purpose storage unit with hinged doors and three lateral file drawers. Locking.

Required Specifications
Metal Finish

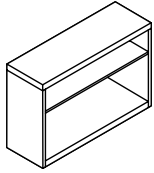
Optional Specifications
Counterweight

Accessories
Front to Back File Bars
Plate Dividers

1200P SERIES BOOKSHELVES

| MODEL# | DIMENSIONS | FREIGHT CLASS | WT/LBS. | CUBIC FT. | LIST PRICE |
|--------|------------|---------------|---------|-----------|------------|
|--------|------------|---------------|---------|-----------|------------|

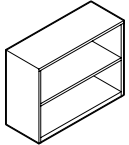
D x W x H



1 1/2 h Storage Cabinet - no doors

| | | | | | |
|------------|-----------------|-----|-------|-------|---------------|
| 1230P1XSND | 18 x 30 x 21.75 | 125 | 53 | 8.26 | \$942 |
| 1236P1XSND | 18 x 36 x 21.75 | 125 | 60 | 9.84 | \$1016 |
| 1242P1XSND | 18 x 42 x 21.75 | 125 | 73.60 | 11.41 | \$1092 |

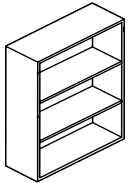
Half height open shelf and 12" open shelf lateral cabinet. 1 Adjustable shelf. Leveling glides included.



Open Storage Cabinet - 2 high Worksurface supporting

| | | | | | |
|-------------|-----------------|-----|-------|-------|---------------|
| 1230P2SWSND | 18 x 30 x 27.75 | 150 | 54.25 | 10.40 | \$839 |
| 1236P2SWSND | 18 x 36 x 27.75 | 150 | 58 | 12.38 | \$942 |
| 1242P2SWSND | 18 x 42 x 27.75 | 150 | 81 | 14.36 | \$1046 |

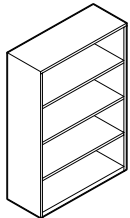
One adjustable shelf. Leveling glides included.



Open Storage Cabinet - 3 high

| | | | | | |
|-----------|----------------|-----|----|-------|---------------|
| 1230P3SND | 18 x 30 x 40.5 | 250 | 55 | 14.93 | \$1012 |
| 1236P3SND | 18 x 36 x 40.5 | 250 | 60 | 17.77 | \$1152 |
| 1242P3SND | 18 x 42 x 40.5 | 250 | 70 | 20.62 | \$1288 |

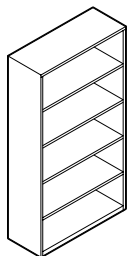
Two adjustable shelves. Leveling glides included.



Open Storage Cabinet - 4 high

| | | | | | |
|-----------|--------------|-----|-----|-------|---------------|
| 1230P4SND | 18 x 30 x 54 | 150 | 90 | 19.73 | \$1256 |
| 1236P4SND | 18 x 36 x 54 | 150 | 110 | 23.49 | \$1429 |
| 1242P4SND | 18 x 42 x 54 | 150 | 133 | 27.24 | \$1603 |

Three adjustable shelves. Leveling glides included.



Open Storage Cabinet - 5 high

| | | | | | |
|-----------|-----------------|-----|-----|-------|---------------|
| 1230P5SND | 18 x 30 x 65.88 | 150 | 122 | 23.95 | \$1568 |
| 1236P5SND | 18 x 36 x 65.88 | 150 | 135 | 28.51 | \$1811 |
| 1242P5SND | 18 x 42 x 65.88 | 150 | 147 | 33.08 | \$2021 |

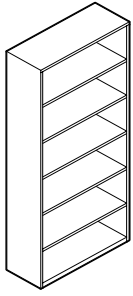
Four adjustable shelves. Leveling glides included.

Required Specifications

Metal Finish

B 1200 BOOKSHELVES

1200 SERIES BOOKSHELVES



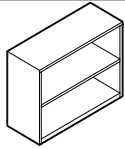
Open Storage Cabinet - 6 high

| MODEL# | DIMENSIONS D x W x H | FREIGHT CLASS | WT/LBS. | CUBIC FT. | LIST PRICE |
|-----------|-------------------------|---------------|---------|-----------|---------------|
| 1230P6SND | 18 x 30 x 77.88 | 100 | 239 | 28.22 | \$1984 |
| 1236P6SND | 18 x 36 x 77.88 | 100 | 254 | 33.59 | \$2229 |
| 1242P6SND | 18 x 42 x 77.88 | 100 | 269 | 38.97 | \$2471 |

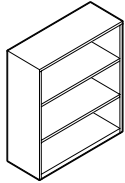
Five adjustable shelves. Leveling glides included.

Required Specifications
Metal Finish

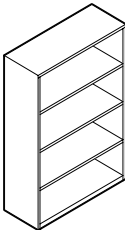
9100 SERIES BOOKSHELVES



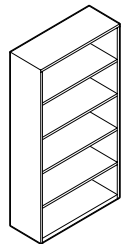
Metal Bookshelves - 28" High



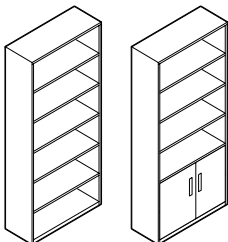
Metal Bookshelves - 41" High



Metal Bookshelves - 53 1/2" High



Metal Bookshelves - 66" High



Metal Bookshelves - 79" High

| MODEL# | DIMENSIONS | FREIGHT CLASS | WT/LBS. | CUBIC FT. | LIST PRICE |
|--------|------------|---------------|---------|-----------|------------|
|--------|------------|---------------|---------|-----------|------------|

D x W x H

| | | | | | |
|-----------|--------------|-----|----|-------|--------------|
| 91SBC2-30 | 13 x 30 x 28 | 150 | 34 | 7.84 | \$306 |
| 91SBC2-36 | 13 x 36 x 28 | 150 | 38 | 9.33 | \$315 |
| 91SBC2-42 | 13 x 42 x 28 | 250 | 43 | 10.83 | \$413 |

Two high, one adjustable shelf. Standard without leveling glides.

- Leveling glides are available. Specify **ALG**. Add \$75.

| | | | | | |
|-----------|--------------|-----|----|-------|--------------|
| 91SBC3-30 | 13 x 30 x 41 | 150 | 46 | 11.21 | \$330 |
| 91SBC3-36 | 13 x 36 x 41 | 250 | 52 | 13.35 | \$355 |
| 91SBC3-42 | 13 x 42 x 41 | 250 | 58 | 15.48 | \$559 |

Three high, two adjustable shelves. Standard without leveling glides.

- Leveling glides are available. Specify **ALG**. Add \$75.

| | | | | | |
|-----------|----------------|-----|----|-------|--------------|
| 91SBC4-30 | 13 x 30 x 53.5 | 150 | 59 | 14.58 | \$449 |
| 91SBC4-36 | 13 x 36 x 53.5 | 250 | 66 | 17.36 | \$478 |
| 91SBC4-42 | 13 x 42 x 53.5 | 250 | 74 | 20.14 | \$781 |

Four high, three adjustable shelves. Standard without leveling glides.

- Leveling glides are available. Specify **ALG**. Add \$75.

| | | | | | |
|-----------|----------------|-----|----|-------|--------------|
| 91SBC5-30 | 13 x 30 x 66.5 | 250 | 71 | 17.95 | \$592 |
| 91SBC5-36 | 13 x 36 x 66.5 | 250 | 80 | 21.37 | \$595 |
| 91SBC5-42 | 13 x 42 x 66.5 | 250 | 89 | 24.79 | \$796 |

Five high, four adjustable shelves. Standard without leveling glides.

- Leveling glides are available. Specify **ALG**. Add \$75.

| | | | | | |
|-----------|--------------|-----|-----|-------|--------------|
| 91SBC6-30 | 13 x 30 x 79 | 250 | 84 | 21.32 | \$695 |
| 91SBC6-36 | 13 x 36 x 79 | 250 | 94 | 25.38 | \$711 |
| 91SBC6-42 | 13 x 42 x 79 | 250 | 105 | 29.44 | \$934 |

| | | | | | |
|-----------------------|--------------|-----|-----|-------|--------------|
| 91SBC6D-36 (doors) | 13 x 36 x 79 | 250 | 100 | 25.38 | \$961 |
|-----------------------|--------------|-----|-----|-------|--------------|

Six high, five adjustable shelves. Model 91SBC6D-36 has four adjustable shelves with one fixed shelf above two non-locking doors. Standard without leveling glides.

- Leveling glides are available. Specify **ALG**. Add \$75.

Required Specifications

Metal Finish

Optional Specifications

Leveling glides

B 9100 BOOKSHELVES

9100 SERIES BOOKSHELVES



Additional Shelf

| MODEL# | DIMENSIONS | FREIGHT CLASS | WT./LBS. | CUBIC FT. | LIST PRICE |
|--------|------------|---------------|----------|-----------|------------|
|--------|------------|---------------|----------|-----------|------------|

D x W x H

| | | | | | |
|-------------|---------|----|----|-----|--------------|
| CBCSHLF1330 | 13 x 30 | 65 | 14 | .50 | \$153 |
| CBCSHLF1336 | 13 x 36 | 65 | 14 | .50 | \$135 |
| CBCSHLF1342 | 13 x 42 | 65 | 14 | .50 | \$138 |

For Metal Bookshelves.

Required Specifications

Metal Finish

VERTICAL FILES



Global's vertical files include a range of drawer handle options and varying drawer depths. All models are available in letter or legal size widths and a variety of color choices.

2500 Series

Features **25" deep** drawer cases with drawer pulls, thumb latch and label holders. Two and four drawer models are available with or without lock kits and follower blocks.

2600 Series

Features **26.5" deep** drawer cases and extra wide aluminum label holders. Files legal and letter size documents in 2, 3, 4 and 5 drawer heights.

2600 Plus Series

Features **26.5" deep** drawer cases and **recessed pulls** that coordinate with lateral file series. Files legal and letter size documents in 2, 3, 4 and 5 drawer heights. All models feature locking drawers.

2800 Series

Features **28" deep** drawer cases and **recessed pulls** that coordinate with lateral file series. Files legal and letter size documents in 2, 3, 4 and 5 drawer heights. All models feature three stage ball-bearing suspension and locking drawers.



Optional field installable lock kit



High drawer sides accommodate hanging folders

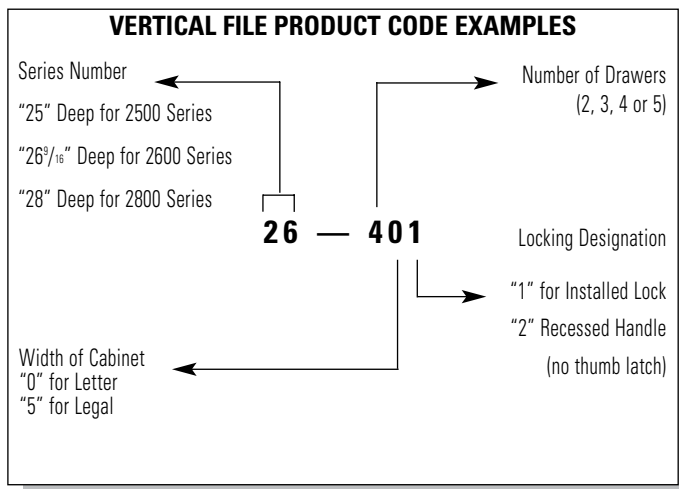


Features and Benefits

- Locks have removable cores for keying alike; field-installable lock kit available for non-locking models
- Full seamless closed tops for a smooth appearance and increased strength
- High wall drawer sides accommodate front-to-back hanging file folders and eliminate the need for costly hanging file frames
- Fully adjustable and removable follower block is standard
- Full extension ball-bearing suspension for smooth and durable drawer movement
- Earth friendly electrostatically applied coating protects the environment and provides a durable finish
- Available in a range of colors, including special paint finishes - see Notes for details

V VERTICAL FILES - NOTES

| VERTICAL FILE SERIES | 2500 | 2600 | 2600P | 2800 | 2800P |
|---|----------------------|----------------------|----------------------|-----------|-----------|
| CONSTRUCTION | | | | | |
| Standard depth | 25" | 26-9/16" | 26-9/16" | 28" | 28" |
| Welded one piece top | front corners only | front corners only | front corners only | • | • |
| Fully enclosed welded bottom (with 6 vertical steel channels) | - | - | - | • | • |
| Tenon lock | • | • | • | • | • |
| Single point lock | • | • | • | - | - |
| Leveling glides (accessible from inside cabinet) | - | - | - | - | - |
| Counterweights (recommended for all sizes) | - | - | - | optional | optional |
| Progressive ball bearing suspension | • | • | • | • | • |
| Injection molded drawer-front liner | • | • | - | - | - |
| Double wall construction | - | - | - | • | • |
| High side walls | • | • | • | • | • |
| Lifetime Warranty (see terms + conditions) | • | • | • | • | • |
| DRAWERS | | | | | |
| Lock is standard | • | • | • | • | • |
| Letter / legal | • | • | • | • | • |
| Side to side adapter for letter filing | - | - | - | optional | optional |
| Conversion bars for side-to-side legal to letter | - | - | - | optional | optional |
| Conversion bars for front-to-back legal to letter | - | - | - | optional | optional |
| Pull handle (see matrix on next page) | - | - | - | • | - |
| Recessed pull with double wall front | - | - | • | - | • |
| Pull handle with thumb latch (see matrix next page) | • | • | - | - | - |
| Removable follower block | • | • | • | • | • |
| Label holder | • | • | • | • | • |
| DRAWER HEIGHTS | | | | | |
| Standard Drawer Heights | 10-1/2" | 10-1/2" | 10-1/2" | 11-13/32" | 11-13/32" |
| SIZES / DIMENSIONS | | | | | |
| Depth | 25" | 26-9/16" | 26-9/16" | 28" | 28" |
| Widths | 15-3/16" 18-3/16" | 15-3/16" 18-3/16" | 15-3/16" 18-3/16" | 15", 18" | 15", 18" |
| Height - 2 drawer | 29" | 29" | 29" | 28-1/8" | 28-1/8" |
| Height - 3 drawer | - | 40" | 40" | 40-1/2" | 40-1/2" |
| Height - 4 drawer | 52-1/8" | 52-1/8" | 52-1/8" | 52-3/8" | 52-3/8" |
| Height - 5 drawer | 64-1/4" | 64-1/4" | 64-1/4" | 65-3/16" | 65-3/16" |



STANDARD PAINT FINISHES

| | | | | |
|--------------------|----------------------|---------------------|-----------------|--------------|
| Black (BLK) | Bone (BNE) | Business Grey (BGR) | Charcoal (CHR) | Claret (CLT) |
| Desert Putty (DPT) | Designer White (DWT) | Fog (FOG) | Grey (GRY) | Ice (ICE) |
| Ivory (IVR) | Light Grey (LGR) | Metro (MET) | Moss (MOS) | Navy (NVY) |
| Nevada (NEV) | Oyster (OYS) | Silver (SIL) | Sky (SKY) | Stone (STN) |
| Storm Grey (SGR) | Tahiti Sand (TSA) | Taupe (TPE) | Tungsten (TUN)* | Willow (WIL) |

** 10% upcharge applies*

TEXTURED PAINT FINISHES

| | | | | |
|--------------------|----------------|----------------------|-------------|-----------------|
| Black Coffee (BKC) | Blizzard (BZD) | Dark Chocolate (DCH) | Mocha (MCH) | Stonedust (SDT) |
|--------------------|----------------|----------------------|-------------|-----------------|

SPECIAL PAINT FINISHES

- All special colors must use **one** uniform color per series (example: 9300 series laterals). Quantities of 1 to 10 add 10%; 11 or more **no upcharge**.
- Mica and Metallic finishes add 10% upcharge.
- Special white finishes add 10% upcharge.
- Tungsten finish, add 10% upcharge.
- ALL NON-STANDARD FINISHES MUST BE APPROVED BY GLOBAL BEFORE ANY ORDER WILL BE ACCEPTED. LONGER LEAD TIMES WILL APPLY.

THUMB LATCH AND HANDLE FINISH MATRIX - 2500 + 2600 SERIES

| Case finish | Thumb latch/handle |
|----------------------|---------------------|
| Black (BLK) | Black (BLK) |
| Business Grey (BGR) | Business Grey (BGR) |
| Charcoal (CHR) | Charcoal (CHR) |
| Desert Putty (DPT) | Desert Putty (DPT) |
| Grey (GRY) | Grey (GRY) |
| Light Grey (LGR) | Light Grey (LGR) |
| Nevada (NEV) | Nevada (NEV) |
| Tahiti Sand (TSA) | Tahiti Sand (TSA) |
| Designer White (DWT) | Business Grey (BGR) |
| All other finishes | Black (BLK) |

PULL HANDLE FINISH MATRIX - 2800 SERIES

| Case finish | Handle |
|--------------------|--------------|
| Black (BLK) | Black (BLK) |
| Grey (GRY) | Grey (GRY) |
| Nevada (NEV) | Nevada (NEV) |
| All other finishes | Black (BLK) |

LOCKS

- Available as standard with random numbers, or with optional key alike or specified key numbers. Specify with key numbers W401 to W559. No upcharge. Where applicable.

DESIGN & CONSTRUCTION FEATURES OF 2500 SERIES



- Cases and components are painted with a high-solids polyester and epoxy blend of powder electrostatically applied to 2 mil thickness and baked at 450° for 15 minutes to a hard and durable finish.
- **25" case depth** in both legal and letter widths. Case construction combines spot and mig welding for greater durability.
- Top cap has a seamless front giving a clean smooth appearance while increasing strength and rigidity.
- Additional strength is provided by four vertical steel channels.
- **Locks are standard** on all 2500 series models.
- All tenon locks have removable cores for keying alike or later modification in your office. Master keys and core keys are available; please contact your Global customer service representative.
- Standard thumb latch prevents accidental drawer opening or bounce back.
- High wall drawer sides accommodate front-to-back hanging file folders.
- A follower block is standard in every drawer for holding "non-hanging" file folders upright. Removable to maximize space.
- Leveling glide option NOT available
- Full extension ball-bearing suspension provides smooth and durable drawer movement. Built-in guides for easy drawer removal and insertion to adapt to changing filing needs.
- Lifetime Warranty. (See Terms and Conditions)
- For environmental certification, please visit globalfurnituregroup.com

DESIGN & CONSTRUCTION FEATURES OF 2600 SERIES

- Cases and components are painted with a high-solids polyester and epoxy blend of powder electrostatically applied to 2 mil thickness and baked at 450° for 15 minutes to a hard and durable finish.
- **26½" case depth** in both legal and letter widths. Case construction combines spot and mig welding for greater durability.
- Top cap has a seamless front giving a clean smooth appearance while increasing strength and rigidity.
- Additional strength is provided by four vertical steel channels.
- **Locks are standard** on all 2600 series models.
- All tenon locks have removable cores for keying alike or later modification in your office. Master keys and core keys are available; please contact your Global customer service representative.
- Standard thumb latch prevents accidental drawer opening or bounce back.
- High wall drawer sides accommodate front-to-back hanging file folders.
- A follower block is standard in every drawer for holding "non-hanging" file folders upright. Removable to maximize space.
- Leveling glide option NOT available
- Full extension ball-bearing suspension provides smooth and durable drawer movement. Built-in guides for easy drawer removal and insertion to adapt to changing filing needs.
- Lifetime Warranty. (See Terms and Conditions)
- For environmental certification, please visit globalfurnituregroup.com

DESIGN & CONSTRUCTION FEATURES OF 2800 SERIES

- Cases and components are painted with a high-solids polyester and epoxy blend of powder electrostatically applied to 2 mil thickness and baked at 450° for 15 minutes to a hard and durable finish.
- **28" case depth** in both legal and letter widths. Case construction combines spot and mig welding for greater durability.
- Fully seamless top cap gives a clean smooth appearance while increasing strength and rigidity.
- Additional strength is provided by six vertical steel channels (3 each side) in a fully enclosed welded bottom .
- **Locks are standard** on all 2800 series models.
- All tenon locks have removable cores for keying alike or later modification in your office. Master keys and core keys are available; please contact your Global customer service representative.
- 2800 Series drawer fronts have **recessed drawer pulls with moveable clear label holder**.
- Interior drawer parts are painted to match the exterior. All accessories are black.
- High wall drawer sides accommodate front-to-back hanging file folders.
- A follower block is standard in every drawer for holding "non-hanging" file folders upright. Removable to maximize space.
- Leveling glides not standard
- Full extension ball-bearing suspension provides smooth and durable drawer movement. Built-in guides for easy drawer removal and insertion to adapt to changing filing needs.
- **All 2800 series models are made to order.**
- Lifetime Warranty. (See Terms and Conditions)
- For environmental certification, please visit globalfurnituregroup.com

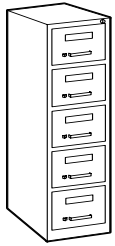
| 2500 SERIES | MODEL# | DIMENSIONS D x W x H | FREIGHT CLASS | WT/LBS. | CUBIC FT. | LIST PRICE |
|---|--|-------------------------|---------------|---------|-----------|--------------|
|  | 25-201 | 25 x 15.15 x 29 | 125 | 62 | 9 | \$415 |
| 2 Drawer Vertical File - Letter | 25" deep, files letter size documents. Refer to page 71 for drawer pull and thumb latch colors. Lock included. Progressive ball bearing suspension. Shipped assembled in 1 carton. | | | | | |
|  | 25-251 | 25 x 18.1875 x 29 | 125 | 67 | 11 | \$482 |
| 2 Drawer Vertical File - Legal | 25" deep, files legal size documents. Refer to page 71 for drawer pull and thumb latch colors. Lock included. Progressive ball bearing suspension. Shipped assembled in 1 carton. | | | | | |
|  | 25-401 | 25 x 15.15 x 52 | 125 | 112 | 16 | \$549 |
| 4 Drawer Vertical File - Letter | 25" deep, files letter size documents. Refer to page 71 for drawer pull and thumb latch colors. Lock included. Progressive ball bearing suspension. Shipped assembled in 1 carton. | | | | | |
|  | 25-451 | 25 x 18.1875 x 52 | 125 | 122 | 19 | \$625 |
| 4 Drawer Vertical File - Legal | 25" deep, files legal size documents. Refer to page 71 for drawer pull and thumb latch colors. Lock included. Progressive ball bearing suspension. Shipped assembled in 1 carton. | | | | | |
|  | 25-501 | 25 x 15.15 x 64.25 | 125 | 123 | 19.50 | \$797 |
| 5 Drawer Vertical File - Letter | 25" deep, files letter size documents. Refer to page 71 for drawer pull and thumb latch colors. Lock included. Progressive ball bearing suspension. Shipped assembled in 1 carton. | | | | | |

Required Specifications

Metal finish

V VERTICAL FILES

2500 SERIES



5 Drawer Vertical File - Legal

| MODEL# | DIMENSIONS D x W x H | FREIGHT CLASS | WT./LBS. | CUBIC FT. | LIST PRICE |
|--------|-------------------------|---------------|----------|-----------|--------------|
| 25-551 | 25 x 18.1875 x 64.25 | 150 | 130 | 22.80 | \$821 |

25" deep, files legal size documents. Refer to page 71 for drawer pull and thumb latch colors. Lock included. Progressive ball bearing suspension. Shipped assembled in 1 carton.

2600 SERIES



2 Drawer Vertical File

| | | | | | |
|--------|----------------------|-----|----|----|--------------|
| 26-201 | 26.56 x 15.15 x 29 | 125 | 65 | 10 | \$462 |
| 26-251 | 26.56 x 18.1875 x 29 | 150 | 70 | 12 | \$549 |

26.56" deep. Refer to page 71 for drawer pull and thumb latch colors. Aluminum label holder. Lock included.
 • **26-201** files letter size documents; **26-251** files legal size documents.



3 Drawer Vertical File

| | | | | | |
|--------|----------------------|-----|-----|----|--------------|
| 26-301 | 26.56 x 15.15 x 40 | 125 | 92 | 13 | \$595 |
| 26-351 | 26.56 x 18.1875 x 40 | 125 | 104 | 16 | \$684 |

26.56" deep. Refer to page 71 for drawer pull and thumb latch colors. Aluminum label holder. Lock included.
 • **26-301** files letter size documents; **26-351** files legal size documents.



4 Drawer Vertical File

| | | | | | |
|--------|----------------------|-----|-----|----|--------------|
| 26-401 | 26.56 x 15.15 x 52 | 125 | 118 | 17 | \$625 |
| 26-451 | 26.56 x 18.1875 x 52 | 125 | 128 | 20 | \$726 |

26.56" deep. Refer to page 71 for drawer pull and thumb latch colors. Aluminum label holder. Lock included.
 • **26-401** files letter size documents; **26-451** files legal size documents.



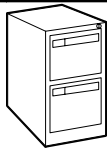
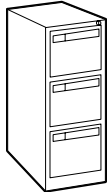
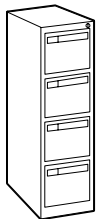
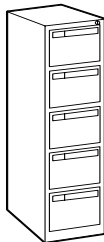
5 Drawer Vertical File

| | | | | | |
|--------|-------------------------|-----|-----|----|---------------|
| 26-501 | 26.56 x 15.15 x 64.25 | 125 | 141 | 21 | \$902 |
| 26-551 | 26.56 x 18.1875 x 64.25 | 125 | 157 | 24 | \$1036 |

26.56" deep. Refer to page 71 for drawer pull and thumb latch colors. Aluminum label holder. Lock included.
 • **26-501** files letter size documents; **26-551** files legal size documents.

Required Specifications

Metal finish

2600 PLUS SERIES (RECESSED PULLS)

2 Drawer Vertical File

3 Drawer Vertical File

4 Drawer Vertical File

5 Drawer Vertical File

| MODEL# | DIMENSIONS | FREIGHT CLASS | WT/LBS. | CUBIC FT. | LIST PRICE |
|--------|------------|---------------|---------|-----------|------------|
|--------|------------|---------------|---------|-----------|------------|

D x W x H

| | | | | | |
|--------|--------------------|-----|----|----|--------------|
| 26-202 | 26.56 x 15.15 x 29 | 125 | 65 | 10 | \$506 |
| 26-252 | 26.56 x 18.15 x 29 | 150 | 70 | 12 | \$607 |

26.56" deep with recessed pulls. No thumb latch. Lock included. Ball-bearing suspension.

- **26-202** files letter size documents; **26-252** files legal size documents.

| | | | | | |
|--------|--------------------|-----|-----|----|--------------|
| 26-302 | 26.56 x 15.15 x 40 | 125 | 92 | 13 | \$653 |
| 26-352 | 26.56 x 18.15 x 40 | 125 | 104 | 16 | \$728 |

26.56" deep with recessed pulls. No thumb latch. Lock included. Ball-bearing suspension.

- **26-302** files letter size documents; **26-352** files legal size documents.

| | | | | | |
|--------|--------------------|-----|-----|----|--------------|
| 26-402 | 26.56 x 15.15 x 52 | 125 | 118 | 17 | \$690 |
| 26-452 | 26.56 x 18.15 x 52 | 125 | 128 | 20 | \$796 |

26.56" deep with recessed pulls. No thumb latch. Lock included. Ball-bearing suspension.

- **26-402** files letter size documents; **26-452** files legal size documents.

| | | | | | |
|--------|-----------------------|-----|-----|----|---------------|
| 26-502 | 26.56 x 15.15 x 64.25 | 125 | 141 | 21 | \$992 |
| 26-552 | 26.56 x 18.15 x 64.25 | 125 | 157 | 24 | \$1140 |

26.56" deep with recessed pulls. No thumb latch. Lock included. Ball-bearing suspension.

- **26-502** files letter size documents; **26-552** files legal size documents.

ACCESSORIES FOR ALL VERTICAL FILES

| MODEL# | DIMENSIONS | FREIGHT CLASS | WT/LBS. | CUBIC FT. | LIST PRICE |
|--------|------------|---------------|---------|-----------|------------|
|--------|------------|---------------|---------|-----------|------------|


Lock Kit

| | | | | | |
|---------|----|----|----|----|--------------|
| LK26 | -- | 70 | -- | -- | \$27 |
| LK26-50 | -- | 60 | -- | -- | \$972 |

Field installable kit for 2500 and 2600 Series.

- *50 kits to a carton for 2500 and 2600 Series.*

Follower Block

| | | | | | |
|-------|----|----|----|----|-------------|
| FBL-2 | -- | -- | -- | -- | \$27 |
|-------|----|----|----|----|-------------|

2 pack. For 2500 and 2600 Series only.


Extra Key

| | | | | | |
|------|----|----|----|----|-------------|
| EK93 | -- | 70 | -- | -- | \$18 |
|------|----|----|----|----|-------------|

Specify core #. Key range W401-W550.

Required Specifications

Metal finish

V VERTICAL FILES

ACCESSORIES FOR ALL VERTICAL FILES



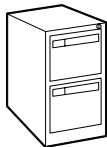
Touch Up Paint

| MODEL# | DIMENSIONS D x W x H | FREIGHT CLASS | WT/LBS. | CUBIC FT. | LIST PRICE |
|--|-------------------------|---------------|---------|-----------|--|
| PB-COLOR | -- | -- | -- | -- | \$32 |
| ½ oz. paint bottle with brush. Order by standard color codes | | | | | |
| LI | -- | -- | -- | -- | \$66 2 drawers \$99 3 drawers \$129 4 drawers \$162 5 drawers |

Interlock Safety Mechanism

For 2600 and 2800 Series. Allows only one drawer to be opened at a time.
 • Available on 2600 and 2800 series **locking** models only.

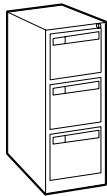
2800 SERIES



2 Drawer Vertical File

| MODEL# | DIMENSIONS | FREIGHT CLASS | WT/LBS. | CUBIC FT. | LIST PRICE |
|--------|--------------|---------------|---------|-----------|--------------|
| 28-202 | 28 x 15 x 28 | 92.5 | 82 | 8 | \$712 |
| 28-252 | 28 x 18 x 28 | 100 | 90 | 10 | \$779 |

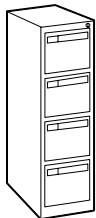
28" deep with recessed pulls. **No thumb latch.** Lock included. Three stage ball-bearing suspension.
 • **28-202** files letter size documents; **28-252** files legal size documents.



3 Drawer Vertical File

| | | | | | |
|--------|-----------------|-----|-----|----|---------------|
| 28-302 | 28 x 15 x 40.37 | 100 | 116 | 13 | \$934 |
| 28-352 | 28 x 18 x 40.37 | 125 | 127 | 16 | \$1001 |

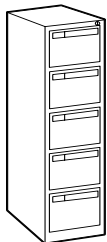
28" deep with recessed pulls. **No thumb latch.** Lock included. Three stage ball-bearing suspension.
 • **28-302** files letter size documents; **28-352** files legal size documents.



4 Drawer Vertical File

| | | | | | |
|--------|-----------------|-----|-----|----|---------------|
| 28-402 | 28 x 15 x 52.25 | 100 | 151 | 16 | \$1088 |
| 28-452 | 28 x 18 x 52.25 | 100 | 167 | 18 | \$1156 |

28" deep with recessed pulls. **No thumb latch.** Lock included. Three stage ball-bearing suspension.
 • **28-402** files letter size documents; **28-452** files legal size documents.



5 Drawer Vertical File

| | | | | | |
|--------|-----------------|-----|-----|----|---------------|
| 28-502 | 28 x 15 x 62.75 | 100 | 186 | 21 | \$1310 |
| 28-552 | 28 x 18 x 62.75 | 100 | 200 | 23 | \$1376 |

28" deep with recessed pulls. **No thumb latch.** Lock included. Three stage ball-bearing suspension.
 • **28-502** files letter size documents; **28-552** files legal size documents.

Required Specifications

Metal finish

textiles and finishes

Care and Cleaning

Textiles

Fabrics: To extend the life of your seating upholstered in fabric, regularly dust the chair to prevent airborne particles from penetrating the fabric surface.

For light soiling, use a damp cloth and blot the spot with very slight pressure, taking care never to soak the fabric. Dry with a clean cloth by blotting - never rub fabric. More intense stains can be treated the same way, but with a mild detergent. Always test fabric first in an unseen area before using any cleaning method.

Leather: For regular cleaning, simply use a soft damp cloth, taking care not to soak the leather. For more thorough treatment, soak a soft cloth in mild soap solution and wipe surface in a light circular motion. Repeat with clean water. Allow to dry and polish with a soft dry cloth. Do not use detergents, aerosol sprays or other polishes.

Hard Surfaces

Wood Veneer Finishes: Waxing or polishing catalyzed finishes is not recommended because this will give a greasy, cloudy or uneven appearance to the product and could void your warranty. Global's conversion varnish is best cleaned by wiping the surface with a damp cloth, followed by a soft dry cloth in the direction of the grain. If the surfaces are heavily soiled, a gentle product like "Windex" can be used, following the same instructions as above.

Laminate & Painted Metal Finishes: Simply wipe the surface with a clean soft damp cloth; if needed, a mild soap solution (i.e. Ivory dishwashing liquid) may be used. To prevent streaks, dry the surface with a clean dry soft cloth moving in a circular motion.

Textiles

- **Water-Based Cleaner:** Spot clean, using the foam only from a water-based cleaning agent, such as a mild detergent or non-solvent upholstery shampoo product. Apply foam with a soft brush in a circular motion. Vacuum when dry. Pretest small area before proceeding.
- **Solvent Cleaner:** Spot clean, using a mild water-free solvent or dry cleaning product. Clean only in a well-ventilated room and avoid any product containing carbon tetrachloride or other toxic materials. Pretest a small area before proceeding.
- **Water/Solvent Cleaner:** Spot clean with a mild solvent, an upholstery shampoo, or the foam from a mild detergent. When using a solvent or dry cleaning product, follow instructions carefully and clean only in a well-ventilated room. Avoid any product that contains carbon tetrachloride or other toxic materials. With either method, pretest a small area before proceeding.
- **Vacuum Only:** Clean this fabric only by vacuuming or light brushing to prevent accumulation of dust and grime. Water-based foam cleaning agents of any kind may cause excessive shrinking, staining, or distortion of the surface pile and therefore, should not be used.
- **Crypton Cleaning:** Generally stains are removed with plain water and powdered enzyme detergent. Upholstery foam shampoo, waterbased cleaning products and germicidal detergents can be used. Be sure to remove all residue from cleaning products with clean water. Do not use solvent-based cleaners or dry cleaning products.
- These recommendations and codes were developed by fabric specialists. However, because of the various ways fabric can be stained or damaged, there is no guarantee that the results will be completely successful. Use suggested methods on your own responsibility. To help prevent overall soil, frequent vacuuming or light brushing to remove dust and grime is recommended. Use professional furniture cleaning service when overall soiled condition has been reached.

TEXTILES + FINISHES

Textile Price Grades - Global Textiles

| | |
|----------|--|
| Grade 1 | Carrera, Dobby, Fusion, Hudson, Illusion, Jenny, Quilt, Terrace, Trak, Urban, Waterfall, Wavelength |
| Grade 2 | Allante FRee, Couture, Elevate, Etch, GC Linen, Imprint, Luxhide, Match, Release, Replay, Silhouette |
| Grade 3 | Pure, Vital, non standard GLOBAL textiles |
| Grade 4 | Non standard GLOBAL textiles |
| Grade 6 | Novaro Genuine Leather, non standard GLOBAL textiles |
| Grade 7 | Non standard GLOBAL textiles |
| Grade 8 | Non standard GLOBAL textiles |
| Grade 9 | Non standard GLOBAL textiles |
| Grade 11 | Non standard GLOBAL textiles |
| Grade 10 | Non standard GLOBAL textiles |
| Grade 12 | Non standard GLOBAL textiles |

Please refer to individual seating series for availability of a particular textile.

The charts above do not include Textiles offered by Alliance Partners: Arc-Com Fabrics, Designtex, Green Hides, LDI Interiors, Luum Textiles, Maharam, Mayer Fabrics, Momentum, and Ultrafabrics.

Blend Seating Textiles

The grid below outlines the grade structure for using multiple textiles on select seating series. Blended textiles occur when one textile is chosen for one part of the chair and a different textile is selected for another part of the chair, resulting in a revised blended grade. For opportunities regarding more than two different textiles, please contact Global CustomerCare for approval process and grading.

| | | FIRST TEXTILE SELECTED | | | | | | | | | | | | | | | | | |
|-------------------------|----|------------------------|----|----|----|----|----|----|----|----|----|----|----|----|----|----|----|----|----|
| | | 1 | 2 | 3 | 4 | 5 | 6 | 7 | 8 | 9 | 10 | 11 | 12 | 13 | 14 | 15 | 16 | 17 | 18 |
| SECOND TEXTILE SELECTED | 1 | 1 | | | | | | | | | | | | | | | | | |
| | 2 | 2 | 2 | | | | | | | | | | | | | | | | |
| | 3 | 3 | 3 | 3 | | | | | | | | | | | | | | | |
| | 4 | 3 | 4 | 4 | 4 | | | | | | | | | | | | | | |
| | 5 | 4 | 4 | 5 | 5 | 5 | | | | | | | | | | | | | |
| | 6 | 5 | 5 | 5 | 6 | 6 | 6 | | | | | | | | | | | | |
| | 7 | 5 | 6 | 6 | 6 | 7 | 7 | 7 | | | | | | | | | | | |
| | 8 | 6 | 6 | 7 | 7 | 7 | 8 | 8 | 8 | | | | | | | | | | |
| | 9 | 7 | 7 | 7 | 8 | 8 | 8 | 9 | 9 | 9 | | | | | | | | | |
| | 10 | 8 | 8 | 8 | 8 | 9 | 9 | 9 | 10 | 10 | 10 | | | | | | | | |
| | 11 | 9 | 9 | 9 | 9 | 9 | 10 | 10 | 10 | 11 | 11 | 11 | | | | | | | |
| | 12 | 10 | 10 | 10 | 10 | 10 | 10 | 11 | 11 | 11 | 12 | 12 | 12 | | | | | | |
| | 13 | 11 | 11 | 11 | 11 | 11 | 11 | 12 | 12 | 12 | 12 | 13 | 13 | 13 | | | | | |
| | 14 | 11 | 12 | 12 | 12 | 12 | 12 | 12 | 13 | 13 | 13 | 13 | 14 | 14 | 14 | | | | |
| | 15 | 12 | 12 | 13 | 13 | 13 | 13 | 13 | 13 | 14 | 14 | 14 | 14 | 15 | 15 | 15 | | | |
| | 16 | 13 | 13 | 13 | 14 | 14 | 14 | 14 | 14 | 14 | 15 | 15 | 15 | 15 | 16 | 16 | 16 | | |
| | 17 | 14 | 14 | 14 | 14 | 15 | 15 | 15 | 15 | 15 | 15 | 16 | 16 | 16 | 16 | 17 | 17 | 17 | |
| | 18 | 15 | 15 | 15 | 15 | 15 | 16 | 16 | 16 | 16 | 16 | 16 | 17 | 17 | 17 | 17 | 18 | 18 | 18 |

Textile and Color Listings

Grade 1

Carrera 100% Polyester

| | | | | | | |
|------------|---------------|------------|-----------------|--------------|-----------|---------------|
| CE84 Zest | CE85 Savannah | CE86 Slate | CE87 Rainforest | CE88 Aspen | CE89 Dune | CE90 Flannel |
| CE91 Azure | CE92 Chili | CE93 Jute | CE95 Ink | CE96 Sangria | CE97 Java | CE98 Charcoal |

Dobby 96% Recycled Polyester / 4% Virgin Polyester

| | | | | | | |
|-------------------|---------------|------------|------------|---------------|---------------|------------|
| DB30 Snowcap | DB31 Bonsai | DB32 Cloud | DB33 Sand | DB34 Pewter | DB35 Santa Fe | DB36 Corfu |
| DB37 Medium Taupe | DB38 Charcoal | DB39 Berry | DB40 Royal | DB41 Titanium | DB42 Black | |

Fusion 90% Virgin Polyester / 10% Post-Consumer Recycled Polyester

| | | | | | | |
|----------------|------------|------------|---------------|------------|----------------|--------------|
| FU71 Tangerine | FU72 Fresh | FU73 Moss | FU74 Tomato | FU75 Aqua | FU76 Sandstone | FU77 Granite |
| FU78 Poppy | FU79 Cadet | FU80 Oasis | FU81 Graphite | FU82 Viola | FU83 Cobalt | FU84 Flax |
| FU85 Carbon | | | | | | |

Hudson 100% Post-Consumer Recycled Polyester

| | | | | | | |
|---------------|------------|-------------|---------------|-------------|---------------|-----------|
| HD02 Cordovan | HD03 Ruby | HD04 Orange | HD05 Wheat | HD06 Meadow | HD07 Coffee | HD08 Grey |
| HD09 Mocha | HD10 Thyme | HD11 Carbon | HD12 Midnight | HD13 Ocean | HD14 Cerulean | |

Illusion 100% Virgin Polyester

| | | | | | | |
|-----------------|--------------|--------------|-------------|------------|--------------|-----------|
| II01 Cappuccino | II02 Paprika | II03 Tropic | II04 Wicker | II05 Hemp | II06 Cayenne | II07 Maui |
| II08 Dusk | II09 Smoke | II10 Currant | II11 Fiji | II12 Ozone | II13 Ebony | |

Jenny 100% Polyester

| | | | | | | |
|--------------|----------------|--------------|----------------|--------------|---------------|--------------------|
| JN01 Midnite | JN02 Ebony | JN03 Slate | JN07 Vermilion | JN08 Admiral | JN11 Charcoal | JN25 Silver Lining |
| JN26 Oatmeal | JN27 Sunflower | JN28 Cascade | JN29 Harvest | JN30 Melon | JN31 Berry | JN32 Green Grass |
| JN33 Roast | | | | | | |

Quilt 100% Polyester

| | | | | | | |
|-------------|--------------------|---------------|------------|-------------|--------------|----------------|
| QL10 Black | QL11 Charcoal Grey | QL14 Navy | QL16 Wine | QL19 Silver | QL20 Feather | QL21 Dune |
| QL22 Meadow | QL23 Cadet | QL24 Geranium | QL25 Daisy | QL26 Quest | QL27 Punch | QL28 Tangerine |
| QL29 Cocoa | | | | | | |

Terrace 70% Virgin Polyester / 30% Post-Consumer Recycled Polyester

| | | | | | | |
|----------------|---------------|------------------|---------------------|----------------|------------|-----------|
| TC61 Tigerlily | TC62 Shadow | TC63 Cobble | TC64 Cherry Blossom | TC65 Bluebell | TC66 Apple | TC67 Haze |
| TC68 Cerise | TC69 Twilight | TC70 Wintergreen | TC71 Ironwork | TC72 Pine Cone | TC73 Flirt | TC74 Echo |
| TC75 Glacier | | | | | | |

Trak 100% Recycled Polyester

| | | | | | | |
|------------|--------------|-------------|-------------------|-------------|-------------|-----------|
| TK40 Taupe | TK41 Mustard | TK42 Latte | TK43 Cement | TK44 Silver | TK45 Copper | TK46 Teal |
| TK47 Apple | TK48 Steel | TK49 Merlot | TK50 Midnight Sky | TK51 Mocha | TK52 Carbon | |

Urban 62% Recycled Polyester / 32% Polyester

| | | | | | | |
|---------------|------------------|-----------------|-------------------|------------------|-----------------|----------------|
| UR10 Red Rose | UR11 Ocean Blue | UR12 Blue Bayou | UR13 Green Grass | UR14 Sandcastle | UR15 Beach Day | UR16 Boardwalk |
| UR17 Earth | UR18 Brown Ridge | UR19 White Sand | UR20 Granite Rock | UR21 Gravel Road | UR22 Black Coal | |

Waterfall 60% Virgin Polyester / 40% Post-Consumer Recycled Polyester

| | | | | | | |
|-------------|------------|------------------|---------------|--------------|---------------|-----------------|
| WA40 Trance | WA41 Tryst | WA42 Splash | WA43 Victoria | WA44 Imagine | WA45 Sky | WA46 Rainforest |
| WA47 Rumble | WA48 Prism | WA49 Tranquility | WA50 Grand | WA51 Rushing | WA52 Magestic | WA53 Pacific |
| WA54 Dance | | | | | | |

Wavelength 100% Virgin Polyester

| | | | | | | |
|--------------|-------------|-------------|---------------|--------------|---------------|--------------|
| WV01 Lime | WV02 Mint | WV03 Stone | WV04 Flame | WV05 Mykonos | WV06 Savannah | WV07 Mesa |
| WV08 Plasma | WV09 Cancun | WV10 Quartz | WV11 Moonrock | WV12 Rubine | WV13 Corfu | WV14 Bluejay |
| WV14 Panther | | | | | | |

Grade 2

Couture 100% Post-Consumer Polyester

| | | | | | | |
|-------------|---------------|--------------|-----------|-------------|------------|----------------|
| CE71 Mocha | CE74 Sapphire | CE75 Neptune | CE76 Lake | CE77 Willow | CE78 Sassy | CE80 Persimmon |
| CE81 Carbon | CE82 Sterling | | | | | |

Elevate 80% Post-Consumer Recycled Polyester / 20% Rayon

| | | | | | | |
|------------|-------------|-------------|--------------|----------------|------------|------------|
| EL51 Halo | EL52 Dove | EL53 Safari | EL54 Sunglow | EL55 Margarita | EL56 Fiji | EL57 Mist |
| EL58 Blaze | EL59 Wasabi | EL60 Mystic | EL61 Mica | EL62 Cherry | EL63 Scuba | EL64 Lapis |
| EL65 Onyx | | | | | | |

TEXTILES + FINISHES

Grade 2 (continued)

Etch 80% Post-Consumer Recycled Polyester / 20% Rayon

| | | | | | | |
|-----------------|-------------|--------------|---------------|---------------|---------------|-------------|
| ET81 Drift | ET82 Citron | ET83 Calypso | ET84 Mandarin | ET85 Crisp | ET86 Iris | ET87 Nickel |
| ET88 Paprika | ET89 Nutmeg | ET90 Marine | ET91 Magnet | ET92 Infrared | ET93 Espresso | ET94 Indigo |
| ET95 Anthracite | | | | | | |

Imprint 100% Post-Consumer Polyester

| | | | | | | |
|----------------|-------------|--------------|-------------|------------------|---------------|------------|
| IM70 Almond | IM71 Cork | IM72 Sand | IM73 Currie | IM74 Candy Apple | IM75 Ocean | IM76 Navy |
| IM77 Green Tea | IM78 Celery | IM79 Oregano | IM80 Walnut | IM81 Paprika | IM82 Graphite | IM83 Slate |
| IM84 Licorice | | | | | | |

Match 100% Recycled Polyester

| | | | | | | |
|-------------|-------------|-----------|-------------|-----------|------------|----------------|
| MT20 Desert | MT21 Sand | MT22 Moss | MT23 Orange | MT25 Blue | MT27 Green | MT28 Chocolate |
| MT31 Quarry | MT33 Arctic | | | | | |

Replay 100% Post-Consumer Recycled Polyester

| | | | | | | |
|--------------|-----------|-----------|-------------|------------|-----------|-----------|
| RP21 Caramel | RP25 Navy | RP29 Teal | RP30 Autumn | RP32 Slate | RP33 Dove | RP34 Coal |
|--------------|-----------|-----------|-------------|------------|-----------|-----------|

Silhouette 100% Nylon with Teflon

| | | | |
|--------------|-------------|------------|---------------|
| SL20 Asphalt | SL22 Indigo | SL26 Camel | SL30 Charcoal |
|--------------|-------------|------------|---------------|

Grade 2 (Vinyl) For availability of chair series in Vinyl, please contact a Global Sales Representative.

Allante FRee 100% Vinyl Face / 100% Polyester Backing

| | | | | | | |
|------------------|-----------------------|---------------------|-------------------|-------------------|--------------------|-------------------|
| A01F Illusion | A02F Bright White | A03F White Crush | A04F Ivory | A05F Ice | A06F Bleached Sand | A07F Taupe Fawn |
| A08F Warm Smoke | A09F Autumn Rain | A10F Cookie | A11F Sierra Brick | A12F Gibraltar | A13F Chateau Grey | A14F Garden Green |
| A15F Oasis Green | A16F Ink Black | A17F Purple Impulse | A18F Italian Rose | A19F Mountain Sky | A20F Old Navy | A21F Galaxy |
| A22F Red Truffle | A23F Chocolate Sundae | A24F Province Blue | A25F Eclipse | | | |

GC Linen 100% Vinyl Face

| | | | | | | |
|-------------------|-------------------|--------------|------------|-------------|---------------|---------------|
| LE50 Potters Clay | LE51 Pearl | LE52 Tan | LE53 Storm | LE54 Butter | LE55 Haystack | LE56 Ganache |
| LE57 Sunset | LE58 Burnt Orange | LE59 Cayenne | LE60 Navy | LE61 Bamboo | LE62 Gray | LE63 Charcoal |
| LE64 Moss | | | | | | |

Luxhide 100% Vinyl Face / Bonded Leather Backing

| | | | | | | |
|-----------------|----------------|-------------|-----------------|---------------|---------------|------------|
| BL20 Black | BL22 Parchment | BL23 Saddle | BL24 Dark Brown | BL26 Burgundy | BL27 Charcoal | BL28 White |
| BL34 Light Grey | | | | | | |

Release 100% Vinyl Face

| | | | | | | |
|----------------|-------------------|---------------------|---------------------|----------------|--------------|---------------|
| RL11 White | RL12 Chalk | RL13 Stone | RL14 Taupe | RL15 Orange | RL16 Country | RL17 Tuscan |
| RL18 Cottage | RL19 Yellow | RL21 Red Barn | RL22 Brave Red | RL23 Gypsy Red | RL24 Cajun | RL25 Vineyard |
| RL26 Olive | RL27 Bonsai | RL28 Summer's Dream | RL29 Calico | RL31 Green | RL32 Blue | RL33 Black |
| RL34 Cool Grey | RL35 Thunder Grey | RL36 Navy | RL37 Dark Chocolate | RL38 Espresso | | |

Grade 3

Pure 73% Post-Consumer Polyester / 27% Post-Industrial Polyester

| | | | | | | |
|-------------|---------------|------------|------------|-----------|------------|-----------|
| PU74 Fresh | PU75 Frosty | PU76 Crisp | PU77 Clear | PU78 Loam | PU79 Amber | PU80 Rich |
| PU81 Silent | PU82 Flawless | PU83 Deep | | | | |

Vital 86% Post-Consumer Polyester / 14% Post-Industrial Polyester

| | | | | | | |
|------------|-----------|-------------|-------------|------------|------------|-----------|
| VT29 Spray | VT30 Twig | VT31 Sprout | VT32 Breath | VT33 Boost | VT34 Surge | VT35 Soar |
| VT36 Rise | VT37 Hike | VT38 Stem | | | | |

Grade 6

Novaro Genuine Leather 100% Leather

| | | | | | | |
|------------|--------------|-------------|----------------|-------------|--------------|---------------|
| N050 Ash | N051 Asphalt | N052 Bison | N053 Blueberry | N054 Cloud | N055 Clove | N056 Cordovan |
| N057 Doe | N058 Linen | N059 Marina | N060 Phantom | N061 Pigeon | N062 Scarlet | N063 Turtle |
| N064 Wheat | | | | | | |

PANEL FABRICS

GRADE 2

Lola 100% Polyester.

LL11 Medium Taupe LL12 Caramel Cream LL14 Blue Mist LL35 Spray LL36 Granite LL37 Cinder LL38 Sandstone

GRADE 3

Anchorage 65% Pre-consumer Polyester / 35% Post-consumer Polyester

AN40 Birch AN41 Green Apple AN42 Lapis AN43 Straw AN44 Wolf AN45 Goose AN46 Angora
 AN47 Cumin AN48 Asteroid AN49 Geranium AN50 Thistle AN51 Graphite AN52 Slate AN53 Quarry Blue
 AN54 Onyx AN55 Pumpkin AN56 Red Delicious AN57 Sunshine AN59 Waterfall AN61 Vanilla AN62 Cobalt
 AN64 Cloud

Merge 100% Polyester / 75% Post-consumer Recycled Polyester

MG20 Fawn MG21 Marshmallow MG22 Driftwood MG23 Dove MG24 Graphite MG25 Slate MG26 Eucalyptus
 MG27 Fire Engine MG28 Mediterranean MG29 Midnight

FINISHES

Seating Finishes - Metal: Please consult each Seating Series for finish availability.

Black (BK) Charcoal Grey (CHR) Chrome (CH) Fog (FG) Polished Aluminum (ALU) Tungsten (TUN)

Seating Finishes - Plastic (Duet, Popcorn, and Sonic)

Buzz Blue (BZB) Cactus (CCT) Carrot (CRO) Cloud (IVC) Dijon (DJN) Eggplant (EGP) Fog (FOG)
 Frost (FRO) Ink (INK) Latte (LAB) Night (BLK) Sand (SND) Scarlet (SAR) Shadow (SHW)

Seating Finishes - Wood Seating finishes will not necessarily match Casegoods finishes. This is due to the fact that Seating and Casegoods finishes use different wood species and are manufactured at multiple locations.

Absolute (AAM) Black (BKM) Cherry (ACM) Espresso Cafe (ECM) English Oak (EOM) Fruitwood (TFM) Gray (HGM)
 Honey (AHM) Mahogany (TMM) Maple (AVM) Medium Walnut (MWM) Natural Walnut (NLW) Night (ASM) Noce Biondo (NBM)
 Noce Grigio (NGM) Noce Leggero (NEM) Noce Medio (NMM) Shaker Cherry (SKM) Walnut (TWM) WC Cream (WTM) White (WHM)
 Winter Cherry (WCM)

Desks, Workstations, Tables and Accessories - Laminata

Absolute Acajou (ACJ) Asian Night (ASN) Avant Cherry (AWC) Avant Honey (AWH) Black (BLK) Brushed Cobalt (BRC) Clear Maple (CMB)
 Dark Espresso (DES) Designer White (DWT) Hayden Grey (HGT) Noce Biondo (NBL) Noce Grigio (NGL) Noce Leggero (NEL) Noce Medio (NML)
 Quartered Mahogany (QTM) Storm Grey (SOG) Tiger Fruitwood (TFW) Tiger Walnut (TWL) Walnut Heights (WHE) White Chocolate (WHC) Willow Grey (WGY)
 Winter Cherry (WCR)

Desks, Workstations, Tables and Accessories - Wood Veneer

Almond Cherry (AMW) Cocoa Walnut (CAW) Coral (CRW) Dark Cherry (DCW) Espresso Walnut (EWW) Evening Oak (EWW) Grey on Oak (GRW)
 Hazelnut (HAW) Honey Maple (SMW) Java (JAW) Latte Walnut (LTW) Milestone (MTW) Mocha (MCW) Natural Maple (MPW)
 Red Cherry (RCW) Vintage Cherry (VNW) Walnut (WLV) Warm Cherry (WCW) White Maple (WMW)

Metal File + Storage Finishes

Business Grey (BGR) Black Coffee Textured (BKC) Black (BLK) Bone (BNE) Blizzard Textured (BZD) Charcoal (CHR)
 Claret (CLT) Dark Chocolate Textured (DCH) Desert Putty (DPT) Designer White (DWT) Fog (FOG) Grey (GRY)
 Light Grey (LGR) Ice (ICE) Ivory (IVR) Mocha Textured (MCH) Metro (MET) Moss (MOS)
 Nevada (NEV) Navy (NVY) Oyster (OYS) Stonedust Textured (SDT) Storm Grey (SGR) Silver (SIL)
 Sky (SKY) Stone (STN) Taupe (TPE) Tahiti Sand (TSA) Tungsten (TUN)*
 * 10% upcharge applies



special color request form

CUSTOMER INFORMATION

DEALER/D.C. NAME: _____

ADDRESS: _____

CONTACT NAME: _____

CONTACT PHONE #: _____

CONTACT EMAIL: _____

| COLOR INFORMATION | PRODUCT REQUESTED | |
|--------------------------------|-------------------|---------|
| MANUFACTURER NAME: _____ | QUANTITY | MODEL # |
| COLOR NAME: _____ | _____ | _____ |
| MANUFACTURER/COLOR CODE: _____ | _____ | _____ |

MANUFACTURER NAME: _____

COLOR NAME: _____

MANUFACTURER/COLOR CODE: _____

| QUANTITY | MODEL # |
|----------|---------|
| _____ | _____ |
| _____ | _____ |

REQUIREMENTS FOR SPECIAL COLOR

The following requirements are necessary to accommodate your special color request.

- Quantities of 1-10 Files per series = 10% upcharge, 11 Files per series or more = no upcharge.
 - 1900 Series Laterals & Pedestals, 9300 Series Laterals & Storage, 2500 & 2600 Series Verticals, G Pedestals, 9300 Series Personal Storage Towers.
 - 1200 Series Laterals, 1200 Series Personal Lockers, 2800 Series Verticals, Metal Bookcases, StreamLine Desks, File Taxi.
- Please submit sample, along with this completed form to the File Department, Global Corporate Headquarters, 17 West Stow Road, Marlton, New Jersey 08053.
- Special order colors will add approximately 2 weeks to the Product Lead Times posted on our Dealer website.

MICA, METALLIC AND TEXTURED PAINTS ARE AVAILABLE. A 10% UPCHARGE WILL APPLY, REGARDLESS OF QUANTITY. WHITE CAN BE APPLIED TO ALL PRODUCT; 10% UPCHARGE APPLIES.

I understand the guidelines of this program and agree to all of its terms: _____
 (Signed)



LEVEL 3 CERTIFIED
Many programs in various categories



LEED PARTNERSHIP PROGRAM
Products can help you earn credits



GREENGUARD CERTIFIED
Gold

THE ENVIRONMENT We believe now more than ever, that it is our responsibility to protect the environment and our precious natural resources for future generations. The growing importance of energy and environmental concerns continues to challenge us in this ever changing marketplace.

As an industry leader, Global continues to take proactive steps towards reducing the negative impacts on the environment. We are building "healthier" offices; investing in Research & Development and new technologies; reducing waste and the consumption of energy; and improving the quality of the air we breathe, all which can have a significant impact on our quality of life.



Epoxy Powder coating process is solvent free. No harmful VOC's or lead. No toxins are released into the atmosphere.

Global's recycled fabrics offer affordable, environmentally responsible alternatives to commercial textiles. We recycle 35,000 lbs of fabric offcuts weekly.



powder paint process:
98% paint recovery and reuse

more recycled fabric
less to the landfill

talk to us about our
leed partnership program

we've diverted
90% of our wood waste from landfill in four years



Global has the products and resources to help your projects achieve LEED certification.

New technology allows us to reduce glue usage by 50%. In addition, our polyurethane glue reduces emissions and requires less energy to apply.



For further information on Global's environmental initiatives, please visit <http://www.globaltotaloffice.com/enviro/>

TERMS AND CONDITIONS

This illustrated price list has been designed to facilitate fast reference and easy use. Products are categorized into "seating", "desks", "files", "panels", or "tables", and are listed numerically within their categories. The line drawings match actual photographs (where possible) to aid in instant recognition of the total range within a series.

Sales of Global Furniture Group ("Global") products are made only on Global's standard Terms and Conditions of sale which are contained in this list price book. These standard terms and conditions may be modified or supplemented only by a separately written document signed by Global's authorized personnel at its head office in Marlton, NJ. Any term or condition contained in any purchase order or other form used by dealer/purchaser to order goods (including standard, printed language) which is different from, in addition to, or in any way inconsistent with Global's standard terms and conditions shall be of no force or effect whatsoever.

All illustrations, specifications and prices in this list price book are based on the latest product information available at time of publication. Global reserves the right to make changes at any time and without prior notice to prices, colors, materials, specifications and models offered.

Description

Each product shown or described in this list price book is standard Global product. Available options are noted at the beginning of each series. Available options may require additional delivery time and cost, and may affect the warranty given. Sizes and weights shown are approximate and are subject to slight changes from time to time.

Prices and Payment

The prices shown in this book, as well as those quoted by Global, are in United States dollars for orders shipped to destinations in the U.S. and Mexico.

If shipping date requested is more than 90 days from date of order, Global shall reserve right to use published list prices effective at the time of shipment.

Orders are invoiced at the time of shipment. Terms of payment are net 30 days from date of invoice (1% 15 days) unless otherwise stated. The Purchaser agrees that Global reserve the right to enforce a charge amounting to 1.5% per month (18% per year) on invoices outstanding more than 30 days.

If the Purchaser's most recent annual net volume is less than \$5,000.00, payment must be made in advance.

Any products sold by Global shall remain the personal property of Global until fully paid.

Prices are suggested list prices only and are subject to change without notice. Global will, however, attempt to keep dealer/purchasers up-to-date on all developments including price changes.

Taxes

All prices shown in this book are exclusive of sales, use, excise and other applicable taxes and are the dealer/purchaser's responsibility as per the invoice issued by Global. If dealer/purchaser claims an exemption from such taxes, it shall be the dealer/purchaser's responsibility to furnish Global with an appropriate exemption certificate at time of order.

Ordering Information

Global requires that all orders be submitted in writing and will be acknowledged on Global's acknowledgment forms governing the transaction.

The details appearing on this acknowledgment will describe the items to be shipped and the approximate shipping date. It is the Purchaser's responsibility to determine that the information in the acknowledgment is correct. In the event of an error, the Purchaser must notify their Global Customer Service representative immediately by telephone followed by written confirmation. Shipping dates are assigned to orders based on the items having the longest manufacturing lead time (unless instructed to partial ship).

At time of order, please provide the following information:

1. Account number (if possible)
2. PO number
3. "Bill to" and "Ship to" name and address
4. Complete model number and selected options including textiles/finishes
5. Special instructions and tag information
6. Shipping instructions, please indicate:
 - a. pick up
 - b. Global trailer program
 - c. common carrier, provide name of carrier, your account number
7. Special quote (SQ) # or MTM # (if applicable)
8. Customer's Own Material (COM), Global Purchased Material (GPM), Customer's Own Leather (COL), see below.
9. For specials and custom quoted product, please indicate the custom quote # on your PO. If changes are made to the quote a new quote must be issued prior to submitting the order. It is the Purchaser's responsibility to determine that the information on the quote is correct. Global will not be responsible for wrong product due to errors in the quote

The above points will be checked by Global for accuracy. Global will process orders using the codes provided by the Purchaser. Price discrepancy is the responsibility of the Purchaser. The Purchaser must notify Global prior to invoicing.

The Purchaser is responsible for providing correct information at time of order. If no option(s) are selected the system will default to standard feature(s). Orders with missing/incorrect information (finish, etc.) will be put on hold until all information is complete. Orders will be scheduled for manufacturing upon receipt of complete information.

Changes and Cancellations

After the date of Global's acknowledgment of the Purchaser's order, the order may not be changed or canceled by the Purchaser without the written consent of Global. Special order items, C.O.M. and fabric-covered items already in production are not subject to change or cancellation under any circumstances. Textile-covered items are considered to be in production once the textile is scheduled for cutting. Other standard items already in production are subject to a minimum 35% cancellation charge.

Errors and Omissions

All quotations, acknowledgements and invoices are subject to corrections for any errors and omissions.

FINISHES

Seating Finishes

Where painted frames are not a standard color, there is a one time charge of \$578.00 list price per-order for custom wood staining/color matching. Restrictions may apply. The customer must provide a 3" x 3" color chip/sample. Non-standard finishes must be approved by Global prior to acceptance of order.

METAL FILING + STORAGE

File Finishes

All non-standard finishes must be approved by Global prior to acceptance of order and may be subject to an upcharge.

Laminated Tops - Pricing for all non-standard finishes and sizes must be provided by Global Customer Service and may be subject to an upcharge.

Desk Finishes

Because the distinctive characteristics and the nature of wood products cause variations, exact matches are not always possible.

Global has launched a finishes program between marketing companies within the Global Group to match products as best as possible when same finishes are specified.

Customers Own Material (COM)

Use of COM must be approved by Global prior to acceptance of order. Please refer to back of the Seating List Price Book and fill out the Authorization Request Form. Photocopy and use this form as often as necessary. The customer must provide a 12" x 12" fabric sample and advise how the fabric is to be applied. **Textile yardage requirement will be advised by the factory, and additional yardage may be required if pattern requires matching.** Yardage shown in the List Price Book does not allow for pattern repeat/matching. Send to the address provided on shipping document upon approval from Global. If C.O.M. is difficult to apply or if product shall be modified, extra charges shall be made. Global reserves the right to cancel an order at any time if C.O.M. is inadequate for any reason. Customer's Own Material must be shipped freight and duties paid to our factory. Such shipment must be fully identified with purchaser's order number, RGA # provided by Global, and the item for which material is intended. Performance of C.O.M. when applied to product is the sole responsibility of the purchaser. Global's standard product warranty shall not apply to C.O.M. Use of C.O.M. will not reduce the published list price.

Textile Grading

All products are priced according to their standard textile grade. Lower grade textiles may be available but at the same price as standard textile grade. See Textiles and Finishes section for graded textiles.

Combining two grades of textiles may result in a revised grade. Please refer to "Two Grades Combination Chart" in the Textiles and Finishes section. For more than two textiles a special quotation is required.

Global Purchased Material, Customer Specified (GPM)

Global may purchase material specified by the customer. Use of GPM must be approved by Global prior to acceptance of order. If it is difficult to apply or if product is required to be modified, extra charges will apply. Global reserves the right to cancel an order at any time if GPM is inadequate for any reason. Performance of GPM when applied to product is the sole responsibility of the textile vendor. Global's standard warranty will not apply to GPM materials.

Customer's Own Leather (COL)

Not all seating can be upholstered in leather. Please consult series notes for availability. COL price is the lowest published grade for the series (leather or fabric).

Upholstery Coverings

Slight variations in color may occur between dye lots. Although Global attempts to minimize these variances, they do occur and must be accepted as normal and will not be considered defects.

Leather is a Natural Product

Natural variations occur in the color, grain and texture of leather. As a result, a degree of variation should be expected. As leather is used it develops a patina. Its color changes slightly, it will get marked and it will stretch and pull, these are the hallmarks of genuine leather and are not considered defects.

Yardage

Required yardage (ydg) is based on unmatched materials with widths of 54" for seating, 63" for panels. Yardage calculations are based on imperial measurements.

Arms

A wide selection of arms are available for some series. See Arm Chart in the Seating price list for details.

Delays

Global's order acknowledgement will state a shipping date which is Global's best estimate at the time the order is acknowledged. However, Global shall not incur any obligation or liability to Purchaser for failure to ship by specified date unless Global has agreed to an unequivocal shipping date in a separately signed written document executed by its authorized personnel at its head office. In addition, Global shall not be liable for any loss or damage resulting from any delay or failure in shipment or other failure to perform all or any part of the agreement between the parties with respect to the goods shown on the face of the order acknowledgement where such delay, failure, loss or damage is the proximate result of any act of any governmental authority or political subdivision thereof, revolution, riot, civil disorder or disturbance, delay or default in transportation, strike disputes among or between labor unions or other labor disputes, delay or inability in obtaining materials and facilities, fire, flood, act of God or any cause not within the reasonable control of the company, whether of the class of causes enumerated or otherwise.

F.O.B.

F.O.B. point is Global's Factory, Downsview, Ontario, Canada, or any Global Regional Distribution Center.

UPS Shipments

Seating products marked with a UPS symbol are packaged for UPS-able shipments.

Handling

A \$25. net handling charge per shipment will be applied for non UPS-able orders of less than \$2000 list.

Special Delivery Requirements

Global's delivered pricing provides for dock delivery during normal business hours (considered to be 8 am to 4 pm Monday through Friday) to customer/end user only. Additional delivery requirements such as inside delivery, lift gate, limited access sites, installations and weekend deliveries will incur an additional expense and will be the responsibility of the dealer.

Service

Service requests are normally the responsibility of Global's authorized dealers. Where this cannot be accomplished on a local level, service problems should be referred to Global's Customer Service Department in the nearest distribution center.

Returns

No returns of goods will be accepted without written consent and shipping instruction of Global. A minimum re-stocking charge of 35% is made on all authorized returns for credit or refund, provided goods are received by Global in the

condition in which they left the factory. This may increase depending on the type of product. Global's Return Goods Authorization (R.G.A.) numbers must appear prominently on all authorized returns. Global will not be responsible for freight costs. No credit will be given if goods cannot be reused as new. Special order items, non-stock items and C.O.M. products are in no event subject to return. All returns must be approved and authorized in writing by Global Customer Service. Global reserves the right to refuse delivery of any unauthorized returns.

Claims

All goods are sold FOB plant or Global Distribution Center. Global is not responsible for damage which occurs in transit (or in storage). The carrier signs for all goods received in apparently good order. It is the Purchaser's responsibility to examine goods upon receipt and to file any claims with the carrier for losses or damage to the product occurring during transit, including concealed damage.

Any claims made against Global for apparent defects, errors or shortages must be made by the Purchaser, in writing, within 15 working days after any delivery. Failure by the dealer/purchaser to make any claim against Global within 15 days shall constitute acceptance of the goods and a waiver of any apparent defects, errors or shortages.

Suspension

In the event that the dealer/purchaser defaults in the payment of any sum due to Global, or in the event the dealer/purchaser's financial condition becomes unsatisfactory to Global, Global shall have the right to defer or discontinue shipment of any goods until such time as the default is cured or the dealer/purchaser provides assurance of payment to Global.

Copyright

All catalogs, photographs, drawings, price lists and other printed material are protected by copyright. All rights reserved.

Trademarks

All trademarks are owned by Global Furniture Group other than OBUSFORME™ which is owned by OBUSFORME LTD. and are used under license. OBUSFORME® and the distinctive backrest design are registered trademarks of OBUSFORME LTD.

Designs and Patents

Many of the products produced by Global are protected by design registrations, design patents and/or patents. Design and specifications are subject to change, discontinuance or additions without notice.

For a full listing of issued trademarks, please visit globalfurnituregroup.com.

Cubic Measure

The stated volume is an approximate cubic foot measure that may be used to calculate freight costs. The figure shown is the total shipping volume of a unit (e.g. if a part is sent in 2 cartons the volume indicated reflects both cartons together) and is subject to change without notice. It is most economical to purchase the specified number per carton.

Combined Shipments

Global will make every effort to combine shipments and orders on written request. However, Global cannot be held responsible where such request is not complied with.

Offer of Sale

Possession of this price list or any other literature shall not imply the company's willingness to sell to the holder and shall not be construed as a direct offer of sale.

If a conflict arises between: (i) prices found in software support packages furnished to the customer by Global or by any other source on behalf of Global; and (ii) Global's current pricing found on Global's website, then the most current shall prevail.

Disclaimer

All dimensions are in inches. Prices shown are current manufacturer's suggested list prices at the time of printing. Updated pricing is available on Global's website. All applicable taxes are extra. Descriptions, specifications and prices are subject to change without notice. Errors and omissions are subject to correction.

Testing Qualifications

Many Global products pass or exceed the most stringent industry testing standards.

Flammability

The foam used in Global chairs meets the requirements of California TB117:2013. In addition to the foam, upholstery materials must also meet the California TB117 smolder resistant requirements. Please contact Customer Care to determine if a selected textile meets the California TB117 requirement.

This list price book is effective as of July 5, 2022.

For periodic updates, please check the PDF at globalfurnituregroup.com. Select Resources then Price Lists. From here you will have the option to select either the Seating, Desking + Tables or Metal Filing + Storage price list books. Global warrants that all commercial products are free from defects in material and workmanship, for the life of the product, to the original Purchaser.

LIMITED LIFETIME WARRANTY

Global will repair or replace, at Global's option, as the sole remedy for any defect covered by the warranty. The warranty applies to products manufactured after January 1, 2011.

General Commercial Seating

Global's warranty for general commercial seating covers all chair components including pneumatic cylinders, bases, casters, glides, frames, arms, plastic seats, backs and other structural components.

Exceptions to the warranty for general commercial seating are as follows:

- Foam, textiles (as sampled on Global branded and textile program cards), mesh material and electrical devices, are warranted for five (5) Years
- Control mechanisms are warranted for twelve (12) Years

The warranty applies to single shift, standard commercial usage, defined as a standard eight (8) hour day, forty (40) hour week for users weighing up to 300 pounds. ObusForme Comfort XL falls under the General Commercial Seating Warranty with the exception the weight rating is for users up to 400 pounds.

Heavy Duty Seating

Global offers products designed for multiple shift applications (24 hours a day / 7 days a week) and larger individuals weighing up to 350 and/or 500 pounds (depending on series and/or model). Global warrants these products for twelve (12) years to the original purchaser. All components (including control mechanisms, pneumatic cylinders, bases, casters, glides, frames, arms, plastic seats/backs, etc.) are covered for 24/7 applications under the warranty. The exceptions are foam and textiles, which are covered for five (5) years. Textiles on these products must exceed 100,000 double rubs for the textile portion of the warranty to apply. Heavy Duty product series that apply under this warranty currently include: Concord Executive 24 hour, Granada TS, Granada Deluxe TS, Malaga TS, ObusForme Comfort TS, River HT, Robust, Saxon, Truform TS, and Vion TS.

Outdoor Furniture

Global offers products designed for use indoors or outdoors. Global warrants these products for three (3) years to the original purchaser acquiring the product directly from authorized Global dealers. This warranty applies to single shift (eight (8) hour day, forty (40) hour week) for users weighing up to 275 pounds, unless noted otherwise. Outdoor furniture must be stored indoors during inclement or extreme weather such extreme cold, extreme heat, or excessive wind. The warranty shall not apply to any products which must be replaced due to normal wear and tear, negligence, abuse or "accident", shipping damage or product use other than in accordance with written instructions or warnings.

Exceptions to the warranty for indoor/outdoor furniture is as follows:

- Only Global branded textiles and Alliance Partner carded textile program materials expressly identified for outdoor application are covered for three (3) years when used outdoors.
- This warranty is not valid if the products are used for rental purposes.
- This warranty is not valid if the products are not properly stored during inclement or extreme weather.

Textiles

Global warrants Global branded textiles and Alliance Partner carded textile programs inclusive of fabrics, vinyls and leather products for five (5) years. Alliance Partner carded textile programs are currently with Arc-Com Fabrics, CF Stinson, Designtex, Knoll Textiles, Green Hides, LDI Interiors, Luum Textiles, Maharam, Mayer Fabrics, Momentum, and Ultrafabrics. Global does not warrant COM (Customer Own Materials) or graded-in materials (non-carded) and purchased by Global for a customer. For graded-in or COM products, please contact the textile supplier for performance information and warranty details.

Seating Warranty Summary

| Seating Type | Components Warranty For Original Purchaser | Use Time For Warranty Coverage | Exceptions |
|----------------------------|--|--------------------------------|--|
| General Commercial Seating | Lifetime | 8 Hours/5 Days Per Week | Foam/Textiles/Mesh/Electrical Devices - 5 Years Control Mechanisms - 12 Years |
| Heavy Duty Seating | 12 Years | 24 Hours/7 Days Per Week | Foam/Textiles - 5 Years |
| Indoor/Outdoor Furniture | 3 Years | 8 Hours/5Days Per Week | Outdoor Use Textiles – 3 Years |

Files, Desks, Modular Furniture, Tables, Panels & Accessories

Global warrants all components of metal storage and filing, laminate and wood veneer desks, laminate and wood veneer tables, metal leg components and panels for the lifetime of the product to the original purchaser.

The warranty applies to single shift, standard commercial usage, defined as a standard eight (8) hour day, forty (40) hour week. Load restrictions apply, refer to individual product descriptions.

Exceptions to the warranty for files/desks/tables and panels are as follows:

- Electrical devices, panel and tackboard textiles, adjustable keyboard mechanisms, non-electrical table mechanisms, monitor arms, lecterns, coat trees and task lights - five (5) years
- Laminate folding tables - one (1) year
- Motorized electrical components - two (2) years
- Keyless lock options - two (2) years

Files, Desks, Modular Furniture, Tables, Panels & Accessories Warranty Summary

| Product Type | Components Warranty For Original Purchaser | Exceptions |
|--|--|---|
| Metal storage and filing | Lifetime | keyless lock options - 2 years |
| Laminate/wood veneer desks and modular furniture | Lifetime | tackboard textiles, electrical devices, task lights - 5 years |
| Boardroom, conference and training tables | Lifetime | electrical devices - 5 years moving parts - 5 years |
| Panels | Lifetime | panel textiles, electrical devices, task lights - 5 years |
| Coat racks and lecterns | 5 years | none |
| Folding tables (laminate & molded) | 1 year | none |
| Height adjustable tables | 5 years | motorized parts (on electrical tables) - 2 years |

Global's Warranty does not apply (for any product category) to the following:

- Nominal or normal amount of wear and tear that can occur over time
- Failures which result from negligence, abuse, accident or misuse
- Failure to apply, install or maintain products according to Global's written instructions and warnings
- Modifications, attachments or repair methods not approved by Global
- Damage caused by a carrier in transit, or delivery/installation contractors
- The matching of colors, grains or textures (wood, leather, etc.) of natural materials
- Products exposed to extreme hot or cold temperatures or excessively dry or humid environments
- Colorfastness or the matching of color of textiles, dye lots of textile can vary
- Damage by markings or staining; damage by sharp objects or imprinting from instruments
- Damage to textiles or laminate and wood surfaces/edges from exposure to sunlight (including UV rays)
- Products used for rental purposes
- Purchased parts are warranted for one (1) year
- Failure to follow specific cleaning and disinfecting instructions posted on globalfurnituregroup.com

Global's warranty does not cover the costs of transportation or labor. Repair or replacement will be at Global's option.

Global makes no warranty that any of its products are suitable for any particular purpose and makes no other warranties, express or implied, other than those set out here. As codes and standards vary from one jurisdiction to another, references to compliance are solely for convenience and without any representation as to accuracy or suitability. Users must verify the suitability of such information or product for their specific application. In no event shall Global be liable in either tort or contract for any loss or direct, special, incidental, consequential, or exemplary damages.

Global's warranty applies to products sold within the United States of America, Mexico, the Commonwealth of Puerto Rico and Canada.

Textiles and Finishes

Global textiles and finishes are updated periodically to meet the demand and trends of the market. As a result, some textiles and finishes may be discontinued by Global or the manufacturer. In the event that a textile or finish is discontinued, Global will make every reasonable effort to provide an alternative product(s) of comparable function.

Global US Headquarters/Distribution Center

17 West Stow Road, P.O. Box 562
 Marlton, New Jersey U.S.A. 08053
 T (856) 596-3390
 T (800) 220-1900

A \$25 net handling charge per shipment
 will be applied for non-UPSable orders of
 less than \$2,000 list.

Showrooms**Atlanta**

10 10th Street
 Suite 150
 Atlanta, GA 30309
 T (404) 879-0998

Boston

One Harbor Street
 Suite 104
 Boston, MA 02210
 T (617) 406-5435

Chicago

222 Merchandise
 Mart Plaza
 10th Floor, Suite 1035
 Chicago, IL 60654
 T (312) 755-0843

Miami

112 NE 41st Street
 6th floor
 Miami, FL 33137

New York City

386 Park Avenue South
 7th floor
 New York, NY 10016
 T (212) 545-9900

Philadelphia

1735 Market Street
 38th Floor
 Philadelphia PA, 19103
 T (215) 861-0963

New Jersey (Southern)

119 West Greentree Road
 Marlton, NJ 08053
 T (856) 596-3390

Phoenix

4675 E Cotton Center Blvd.
 Suite 165
 Phoenix, AZ 85040
 T (602) 426-0666
 T (602) 426-0777

Washington, DC

1130 Connecticut Avenue
 10th Floor, Suite 1000
 Washington, DC 20036
 T (202) 659-0230
 T (202) 659-0236

Distribution Centers**Atlanta Area**

6715 Maple Ave.
 Suite 100
 Buford, GA 30518
 T (678) 602-4130

Baltimore Area

Troy Hill
 Corporate Center
 7030 Troy Hill Drive
 Elkridge, MD 21075
 T (410) 379-8021

Boston Area

19 Connector Road
 Unit 1
 Andover, MA 01810
 T (978) 470-8463

Chicago Area

27W501 North Ave.
 Suite 300
 West Chicago, IL 60185
 T (630) 681-2818

Cincinnati Area

8712 LeSaint Drive
 Fairfield, OH 45014
 T (513) 777-0009

Dallas Area

2025 West Beltline Road
 #100
 Carrollton, TX 75006
 T (972) 236-1366

Denver Area

16401 East 33rd Drive
 Suite 50
 Aurora, CO 80011
 T (303) 340-1617

Ft. Lauderdale Area

560 Sawgrass
 Corporate Pkwy
 Sunrise, FL 33325
 T (954) 846-8888

Houston Area

7865 Northcourt Road
 Suite 200
 Houston, TX 77040
 T (713) 695-5777

Los Angeles Area

3629 Workman Mill Road
 Whittier, CA 90670
 T (562) 484-9686

Seattle Area

Oakesdale Commerce Ctr.
 820 Southwest 34th Street
 Building W7, Suite A
 Renton, WA 98057
 T (425) 291-9282

Kansas City Area

11617 West 81st Street
 Lenexa, KS 66214
 T (913) 310-9963

Tampa Area

10351 Windhorst Road
 Tampa, FL 33619
 T (813) 621-6272

