

Veneer

Effective January 1, 2023 USA



PRICE LIST WOOD veneer



think global

THE GLOBAL EDGE

ERGONOMICS IN THE TOTAL OFFICE

- One stop shopping for a full range of office furniture.
- Seating, desks, tables, files, modular furniture, panels and accessories.
- Ergonomics, competitive pricing and built-in value.

STRENGTH AND STABILITY

- Established in 1966.
- One of North America's largest office furniture manufacturers.
- Manufacturing and showrooms worldwide.

QUICK SHIP - INSTOCK

- Hundreds of products in stock for immediate delivery.

STRONG LOCAL REPRESENTATION

- Service and expert advice where you are, when you need it!

MANUFACTURING CAPABILITY

- Vertical integration ensures "start to finish" control.
- Ongoing research and investment in new, innovative production technology.

QUALITY ASSURANCE

- Quality Assurance Program is qualified by C.G.S.B. ISO9001 standards.
- On-site furniture testing facility.
- Product and components are tested to ANSI/BIFMA standards.

ENVIRONMENTAL COMMITMENT

- Continuous development of "earth friendly" programs.
- One of the first molded foam manufacturers to create ozone-friendly, CFC and HFC-free process.
- Seat and back pans are made from recyclable plastics and wood waste, enabling little waste and cost effective products.

SYMBOL IDENTIFICATION



Global's Certified Products are in compliance with the stringent emission guidelines set by the GREENGUARD Environmental Institute and include all Upholstered Seating. To obtain a GREENGUARD Certificate for any product, please go to the product page on our website www.globaltotaloffice.com and click on "View GREENGUARD Certificate".



level™ certification, based on the ANSI/BIFMA e3-2012 furniture sustainability standard, sets furniture manufacturers on a path toward greater sustainability over time. Based on environmental and social criteria set forth in the standard, a product's entire supply chain is assessed.



Certification assessment includes an evaluation of specific corporate policies and guidelines and an assessment of associated company manufacturing facilities. Products must meet quantifiable milestones of environmental and social performance at every step of development.

The quantitative assessment addresses four categories: material use, energy and atmosphere impacts, human and ecosystem health and social responsibility.

Manufacturers earn points in each of the four categories. The level™ brand and its numeric rating of 1, 2 or 3 indicate what threshold of certification a product has achieved. level™ 3 is the highest rating.

TABLE OF CONTENTS

WOOD VENEER DESKS

Corby.....	4
Dufferin.....	60
Foundations.....	142
Kingston.....	202
Lufton.....	266
Philadelphia.....	322

WOOD VENEER TABLES

Boardroom Tables.....	366
-----------------------	-----

REFERENCE

Care and Maintenance Guide.....	405
Custom Grommet Location Forms.....	402
Terms + Conditions.....	406
Textiles + Finishes.....	398
Warranty.....	408

The following applies to all VENEER Series - Corby, Dufferin, Foundations, Kingston, Lufton and Philadelphia (unless otherwise noted).

CONSTRUCTION:

- "Number one select, architectural grade A" oak, American black walnut, American black cherry, and hard maple. Wood worksurface moulded edges are solid oak, walnut, cherry, or maple (except where square self-edges exist, i.e. credenza and computer worksurface back edges that are most commonly against walls).

FINISH:

- Conversion varnish (similar to catalyzed lacquer, but tougher), 25 degree sheen. Finishes are not buffed or rubbed.
- All Global wood casegood products are veneered and finished on the back sides (360 degree finishing), except modular under-surface storage - tops and backs are unfinished.
- Touch up kits available, includes a touch up marker and fill crayon. Order **VTOUCHUPKIT, \$164** list. Specify finish when ordering.

PEDESTALS:

- Pedestals are fully assembled units. Undersurface storage units provide standard locks.
- All drawers are standard as vinyl-wrapped black embossed with V-groove construction.
- Drawers are "5-sided". The drawer front is an applied element to a four-sided drawer. Drawer fronts can be removed or replaced in the field.
- Pedestal drawers and lateral file drawers are supported by steel ball bearing suspensions. All suspensions carry a full lifetime warranty against defects.
- All drawers have full extension.

HARDWARE:

- All necessary hardware items for attaching furniture items are included in the shipment. Actual wall attachment fasteners for wall cabinets, tackboards and visualboards are not included due to variation between site conditions.
- **Leveling glides** are shipped installed on the unit. Levelers have a 1" range of adjustment.
- **Hanging file rails** are pre-installed on file drawer perimeters with additional front-to-back rails found in the bottom of the filing drawers. These rails hang onto plastic clips and do not require any tools to install. Legal filing can be achieved either as side-to-side or front-to-back. Letter filing can be achieved as front-to-back filing only.
- **Flat plates** for attaching bridge and return to desk are shipped pre-attached to the bottom of the bridge or return. **Mini flat plates** for securing bridge modesty panels to desk or credenza end panels, and **quick connectors** for securing modular corner units to adjacent pieces (Dufferin Series) are shipped along with screws in a plastic bag attached to the bottom of the bridge or return. CAUTION: using screws other than those supplied by Global could result in damage to finished tops.

INSTALLATION:

Wall-mounted cabinets and visual boards are pre-attached with horizontal wall rails to the back of each unit. The wall-side components need to be detached from the unit and fastened to the wall accordingly. Wall fasteners are not included due to variation between site conditions. Securing the wall rail to a vertical structural member is the required manner of installation. The cabinet or visualboard is then lowered on to the wall rail. It is important to level the wall rail before installation. Wall cabinets are equipped with levelers at the bottoms of the side panels for proper cabinet alignment. It is recommended to use a single drywall screw through the back of the cabinet and the wall-mounted rail, to further secure the wall attachment.

Wall-mounted tackboards have vertical grooves in the back for tasklight wiring. Horizontal wall rails are provided. Fasteners are not included due to variation between site conditions. The site installer need to position the wall rail and determine the type of screw to be used for the application. The tackboard is hung on the wall rail. Using a level will also aid in the tackboard installation.

Hutches are installed with double-faced tape applied on the bottom of the end panels. Global utilizes a non-marring method of hutch attachment. The tape is shipped in a plastic bag found in the hutch. Removal of the hutch requires moderate pressure to be applied on the top of the unit towards the wall for at least a minute for the pressure-sensitive tape to release. At the dealer or installer's discretion, additional support may be added by installing flat plates along the back of the attached units. These flat plates are not included in the shipment.

Hutch tackboards are factory installed.

Modular storage units have pre-drilled holes through the tops for securing to the bottom of the worksurfaces. Disassemble the modular unit first before relocating the entire unit to avoid damage or body injuries.

5-Sided corner tables and adjoining bridge and credenza run-offs are attached with MP-53 mending plates. Accurate leveling is critical for these units to align and connect properly.

NOTE: Leveling wood office furniture properly is the most important procedure to ensure proper functioning and alignment of drawers, locks and doors. Upon completing installation, wipe furniture with a damp cloth, followed with a dry soft cloth - always in the direction of the grain.

corby





Introducing the Corby Collection of wood veneer and laminate desks, tables and storage elements. Christopher Wright has reflected on the mid-century modern vernacular to design a unique series of workplace furnishings that reward a new generation of pioneers and nation builders.

Corby is suited for any office environment, private office, boardrooms, open desking and collaborative areas. Its timeless design is expressed in subtle details - flared legs that elevate storage off the floor, tapered aprons on the bottom of storage pieces which reflect the knife edge detail of the worksurface. Standard height and counter height tables combined with tiered storage pieces offer a reprieve from formal boardrooms and deliver a more casual style for meeting areas.

Corby is a fresh take on desking, blending the warmth and comfort of residential-style furniture with the features and long lasting quality you'd expect from Global.

Features and Benefits


- Tapered solid wood legs in two heights
- Modesty panel in two heights
- Drawers are standard vinyl-wrapped construction with black drawer sides and bottom.
- 75 lb box - 150 lb. file drawer weight capacity with full height sides with pencil tray included in box drawer
- Lateral file drawers can accommodate legal or letter documents
- Premium full extension progressive ball bearing slides on file drawers
- Box drawers mounted on 3/4 extension premium ball bearing slides.
- Power / data accessories are available to be factory installed
- Designed by Christopher Wright



Overlapping worksurface with knife edge



Pedestal with optional cushion (shown with low base)



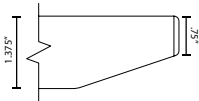
Rectangular grommet in tungsten

GENERAL INFORMATION

- Corby detailing is new century modern with a knife edge on table tops.
- Solid walnut, cherry, oak and maple edging on 1-3/8" tops (veneer).
- 3mm matching PVC edge on laminate surfaces.
- Tapered, solid wood legs are used to support the peninsula, work, collaboration and occasional tables.
- Pedestal, credenza and bookcase bottoms include 1 3/8" thick painted, beveled profile and tapered solid wood legs (4"H or 11 1/2"H).
- Productivity Solutions by Global offers multiple desktop power options that can be retrofitted into grommets, or clamp mounting on the edge of worksurfaces. Under mount options provide a clean way to power accessories in storage cabinets.
- Global desking products are in compliance with stringent emission guidelines set out by the Greenguard Environmental Institute under the standards for low emitting products and materials. www.greenguard.org
- **Level 3 Certified**

WORKSURFACES

- Standard with 1 3/8" top thickness
- Veneer surfaces constructed from grade "A" veneers
- When laminate is specified, all surfaces constructed using high pressure laminate.
- Peninsula tables, freestanding work tables, collaboration tables and coffee tables feature a contemporary 2" overhang knife edge on all sides. All other surfaces feature a self-edge veneer.



CONSTRUCTION

- "Number one select, architectural grade A" oak, American black walnut, American black cherry, and hard maple. Wood worksurface moulded edges are solid oak, walnut, cherry or maple (except where square self-edges exist, i.e. credenza and computer worksurface back edges that are most commonly against walls).
- Stack-on unit back panels are a solid thermally fused laminate color.
- When veneer is specified, tapered, solid wood legs (walnut, cherry, oak and maple) are used to support the Peninsula, Work, Collaboration and Occasional Tables.
- When laminate is specified, tapered, solid poplar legs are used to support the Peninsula, Work, Collaboration and Occasional Tables.
- Pedestal, Credenza and Bookcase bottoms include 1 3/8" thick painted, beveled profile and tapered solid wood legs.

FINISHES

- Conversion varnish (similar to catalyzed lacquer, but tougher), 25 degree sheen. Finishes are not buffed or rubbed.
- Global Corby Wood Veneer Desking products are veneered and finished on the back sides (360° finishing)
- Touch up kits available, includes a touch up marker and fill crayon. Order **VTOUCHUPKIT, \$164** list. Specify finish when ordering.
- Global standard finish, on oak and walnut, is open pore and on cherry and maple is semi-closed pore. If a full finish is required for walnut, cherry, anigre and maple tops, Add the suffix "2" to the finish code and Add 5% to the base pricing for each product.

CUSTOM FINISH IS AVAILABLE.

PEDESTALS, STORAGE CABINETS, CREDENZAS AND BOOKCASES

- All units are elevated 4" (xxLB = Low Base), or 11.5" (xxHB = High Base) off the floor by tapered, solid wood legs

HANDLES

- All box and lateral drawers have one vertical handle PL89 (chrome finish) installed. Doors are equipped with touch latch mechanism with no handles.
- Handles can be purchased separately and installed in the field - no template is provided.



STACK-ON BOOKCASES AND STORAGE CABINETS

- Stack-on units are designed to be placed and installed on top of the credenzas with low and high base

LOCKS

- Front locking is standard on the Pedestals with box/file and file drawers, credenzas with box/lateral and lateral drawers. Box/box drawer units are non-locking. Optional locking on doors is available. Specify **LO, add \$134**.

DRAWER SUSPENSIONS

- Pedestal drawer suspensions are metal ball-bearing type. Both box and file drawers are full extension.

HANGING FILE RAILS

- Pre-installed on file drawer perimeters. The back rail in a lateral file drawer is designed for both legal and letter size filing. Legal filing can be achieved either as side-to-side or front-to-back. Letter filing can be achieved as front-to-back filing only.

DRAWER CONSTRUCTION

- Drawer sides and bottoms are maple veneer plywood with dowel construction

DRAWER FRONTS

- The drawer front is an applied element to a four sided drawer. Drawer fronts are veneered on all surfaces. Drawer fronts can be removed or replaced in the field.

LEVELING GLIDES

- Levelers have a 1" range of adjustment

HARDWARE

- All necessary hardware for attaching furniture is included in the shipment

1. SPECIFY MODEL NUMBER

2. SPECIFY FINISH

VENEER FINISHES - Top, Chassis, Doors and Fronts:

Code	Finish	Veneer Type	Cut
AMW	Almond Cherry	Cherry	Flat Sliced
CAW	Cocoa Walnut	Walnut	Flat Sliced
CRW	Coral	White Oak	Rift
DCW	Dark Cherry	Cherry	Flat Sliced
EWV	Espresso Walnut	Walnut	Flat Sliced
EVW	Evening Oak	White Oak	Rift
GRW	Grey on Oak	White Oak	Rift
HAW	Hazelnut	Maple	Flat Sliced
SMW	Honey Maple	Maple	Flat Sliced
JAW	Java	White Oak	Rift
LTW	Latte Walnut	Walnut	Flat Sliced
MTW	Milestone	White Oak	Rift
MCW	Mocha	White Oak	Rift
MPW	Natural Maple	Maple	Flat Sliced
RCW	Red Cherry	Cherry	Flat Sliced
VNW	Vintage Cherry	Cherry	Flat Sliced
WLW	Walnut	Walnut	Flat Sliced
WCW	Warm Cherry	Cherry	Flat Sliced
WMW	White Maple	Maple	Flat Sliced

LAMINATE FINISHES - Top, Chassis, Doors and Fronts:

ACJ	Absolute Acajou	BLK	Black
ASN	Asian Night	CGY	Custom Grey
CMB	Clear Maple	DES	Dark Espresso
DWT	Designer White	HGT	Hayden Grey
NBL	Noce Biondo	NGL	Noce Grigio
NEL	Noce Leggero	NML	Noce Medio
SOG	Storm Grey	WHE	Walnut Heights
WHC	White Chocolate	WCR	Winter Cherry

LAMINATE FINISHES - Back Panel*, Painted Legs and Base**:

BLK	Black	CGY	Custom Grey
DWT	Designer White	HGT	Hayden Grey
SOG	Storm Grey	STG	String
MSM	Moss	SEM	Sienna
SPM	Spice	SRM	Surf

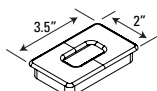
*Back panel only when unit is specified in veneer.

**Back panel, painted legs + base when unit is specified in laminate.

3. SPECIFY OPTIONS

Grommets

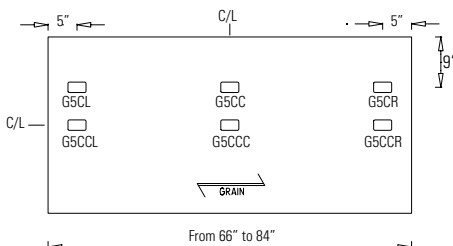
- Standard grommet on all components is GM5C. Grommet is included with products where shown in line drawings in price book.
- Optional grommets may be ordered along the centerline of Peninsula, Work and Collaboration tables. Order as GM5CTL, GM5CTC, GM5CTR. **Add \$96.**
- Grommet hole dimensions are 3.4" x 1.85". GM5C metal chrome grommet is available exclusively on Corby. Order as G5CTL, G5CTC, G5CTR. **Add \$96.**
- Components that come standard with grommet may be ordered without a grommet. Order as RSG - **Add \$53.**



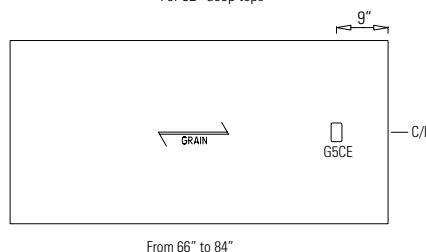
OPTIONAL GM5C GROMMET SPECIFICATION



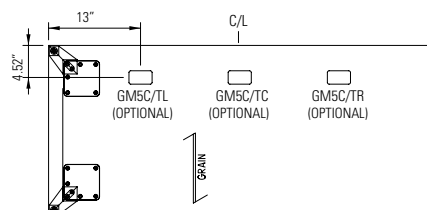
Work and Collaboration Table
From 32" to 42" deep tops



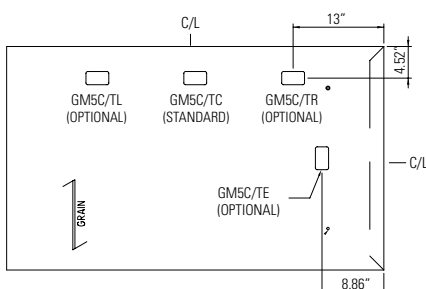
Peninsula Table
For 32" deep tops



Executive Returns



Executive Bridges



Cushions

- Cushions are standard in Global Grade 2 seating textiles. Please refer to the website for the current offering: www.globalfurnituregroup.com

Wood Back Panel

- For units that come with a laminate back panel (all stack-on and freestanding bookcases), an option is available for veneer back panel. Specify **WBP. Add \$687.**

Custom Cut-out

- Optional custom sized cut-out available in standard locations - **CCUTL** (left), **CCUTC** (center) and **CCUTR** (right) for all CBYRTxxxx and CBYRTCxxxx tables. Submit appropriate form (beginning on page 402) with order. **Add \$300** for each cut-out.

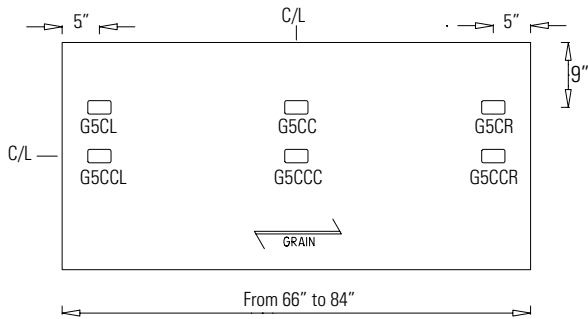
POWER BLOCKS

OPTIONAL GM5C

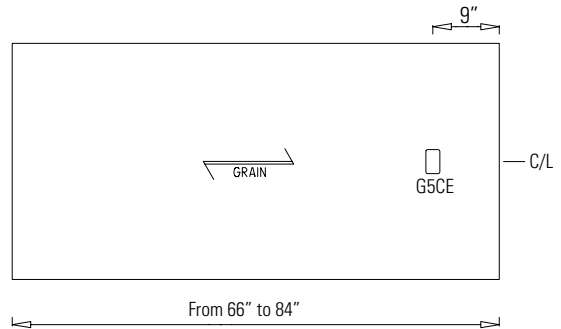
GROMMET SPECIFICATION



Work and Collaboration Table
From 32" to 42" deep tops

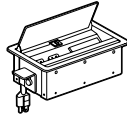


Peninsula Table
For 32" deep tops

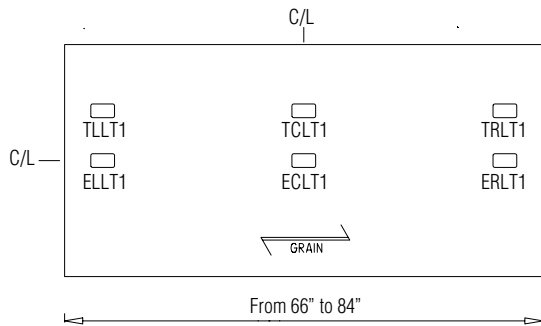


OPTIONAL PLCTM101

GROMMET SPECIFICATION

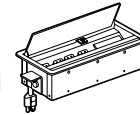


Work and Collaboration Table
From 32" to 42" deep tops

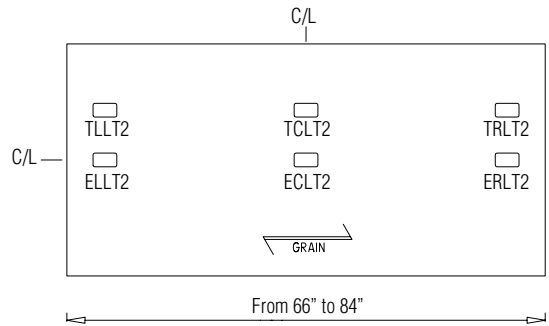


OPTIONAL PLCTM102

GROMMET SPECIFICATION

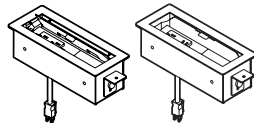


Work and Collaboration Table
From 32" to 42" deep tops

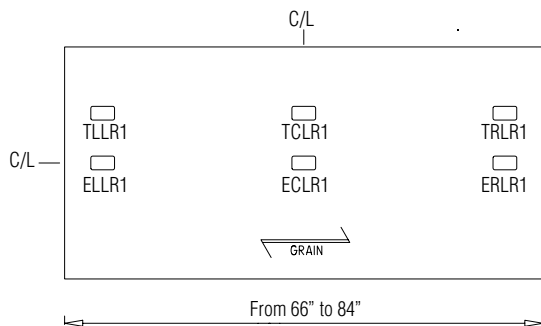


OPTIONAL PLRTM101/PM101USB

GROMMET SPECIFICATION

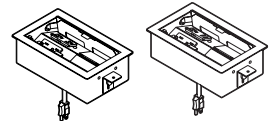


Work and Collaboration Table
From 32" to 42" deep tops

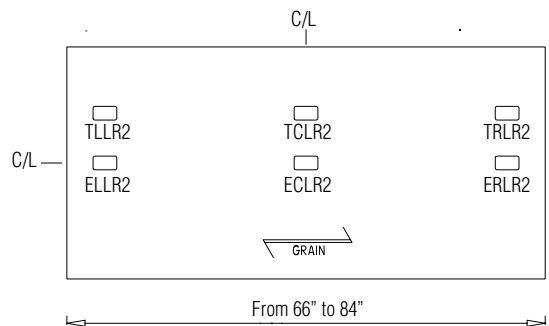


OPTIONAL PLRTM202/PM202USB

GROMMET SPECIFICATION



Work and Collaboration Table
From 32" to 42" deep tops

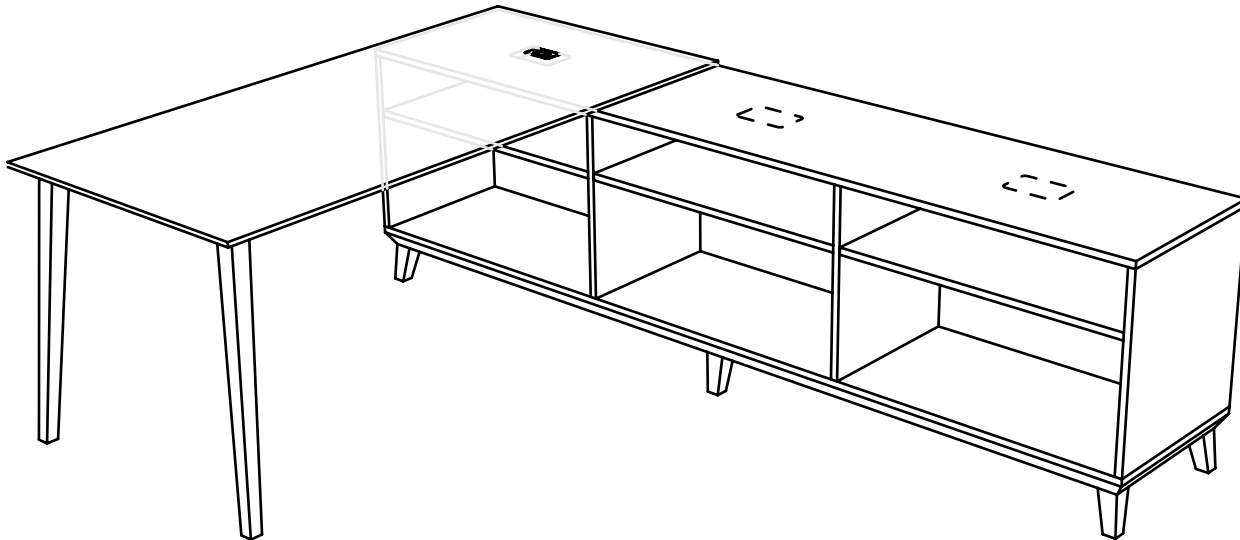
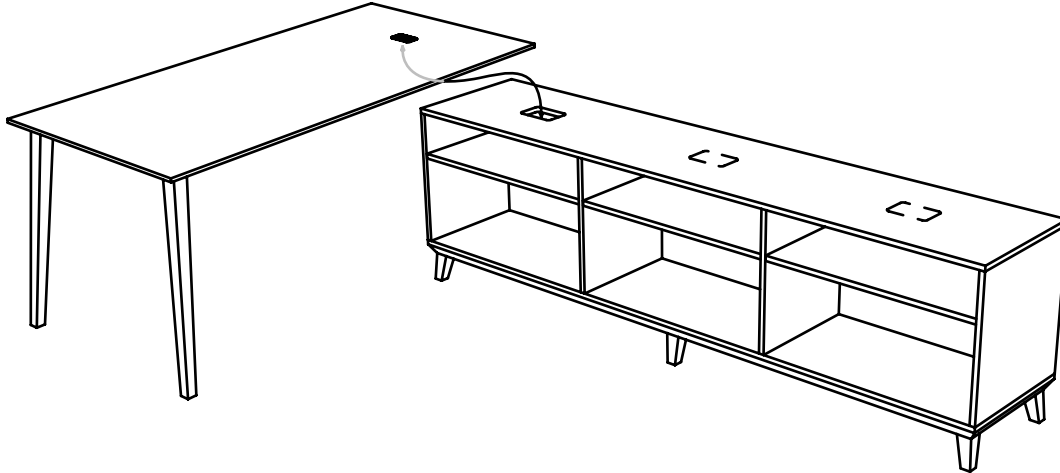


CREENZA WIRE MANAGEMENT CUTOUT

• Option C275

Cut-out Specification

- Available on all 27.5"H credenzas, above open positions only (not available on door or drawer positions).
- Use in conjunction with CBYRxxxx Peninsula Tops that have G5CE grommet specified to provide a means of wire management from the surface, thru the credenza top and out the credenza back.
- When specified, the C275 includes a 5.90"w x 3.90"d cut-out in the credenza top and a standard GM5C grommet in the back, upper section of the open cavity.
- Order as **C275L, C275C, C275R**. Add **\$402** list.



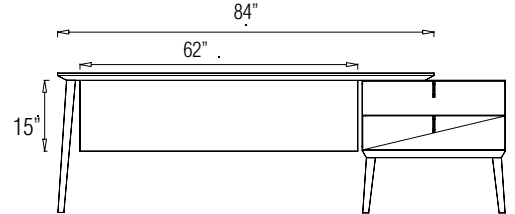
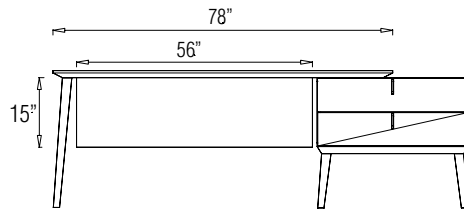
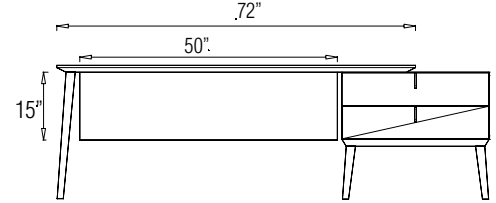
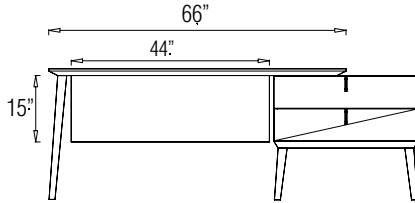
MODESTY PANEL OPTIONS

- Wood Modesty Panels are available in 15" and 22" height.
- To be used on Work Tables and on the Peninsula Table with and without the Riser Box.
- Recommended position for installation is 6" inset.

PENINSULA TABLE WITH HIGH BASE PEDESTAL

MODESTY SIZES:

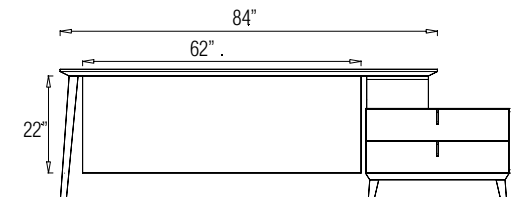
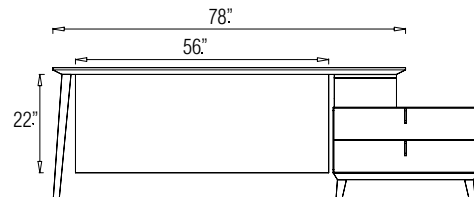
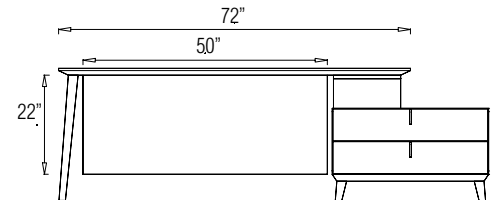
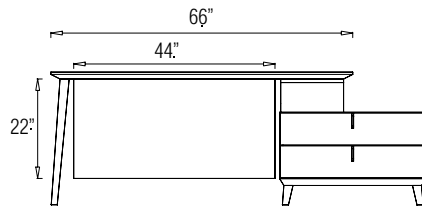
- CBYCMPW44H15 - 44" x 15" x 0.75"
- CBYCMPW50H15 - 50" x 15" x 0.75"
- CBYCMPW56H15 - 56" x 15" x 0.75"
- CBYCMPW62H15 - 62" x 15" x 0.75"



PENINSULA TABLE WITH LOW BASE PEDESTAL

MODESTY SIZES:

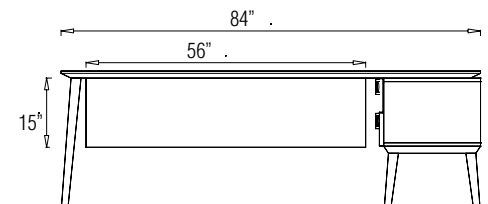
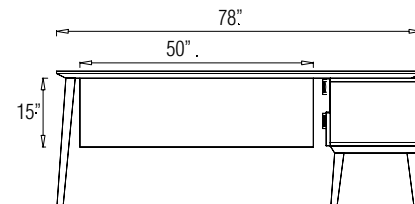
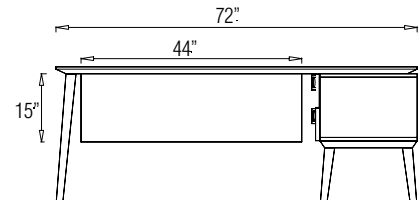
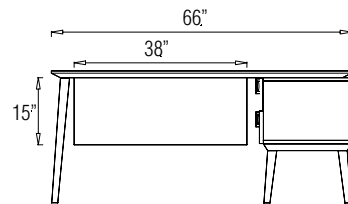
- CBYCMPW44H22 - 44" x 22" x 0.75"
- CBYCMPW50H22 - 50" x 22" x 0.75"
- CBYCMPW56H22 - 56" x 22" x 0.75"
- CBYCMPW62H22 - 62" x 22" x 0.75"



PENINSULA TABLE WITH HIGH BASE CREDENZA

MODESTY SIZES:

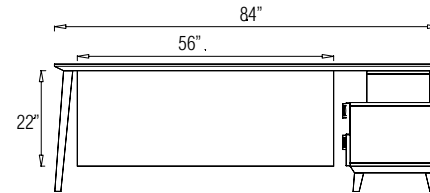
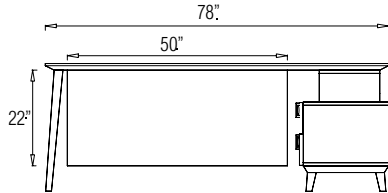
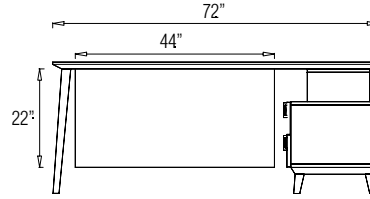
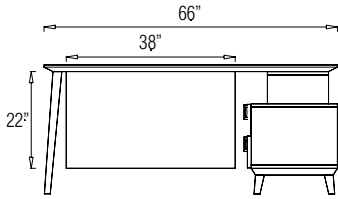
- CBYCMPW38H15 - 38" x 15" x 0.75"
- CBYCMPW44H15 - 44" x 15" x 0.75"
- CBYCMPW50H15 - 50" x 15" x 0.75"
- CBYCMPW56H15 - 56" x 15" x 0.75"



**MODESTY PANEL OPTIONS
PENINSULA TABLE WITH
LOW BASE CREDENZA**

MODESTY SIZES:

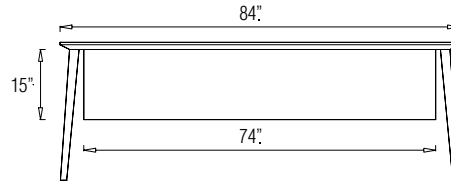
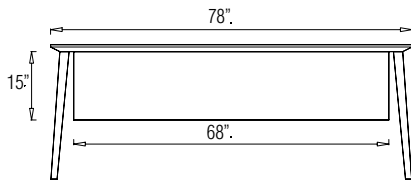
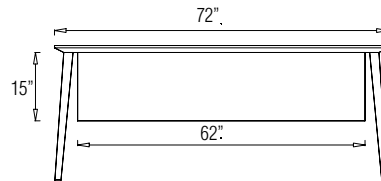
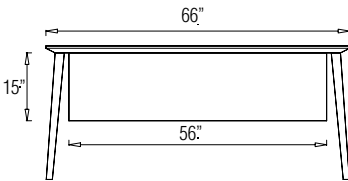
- CBYCMWP38H22 - 38" x 22" x 0.75"
- CBYCMWP44H22 - 44" x 22" x 0.75"
- CBYCMWP50H22 - 50" x 22" x 0.75"
- CBYCMWP56H22 - 56" x 22" x 0.75"



**FREESTANDING WORK TABLES
& COLLABORATION TABLES**

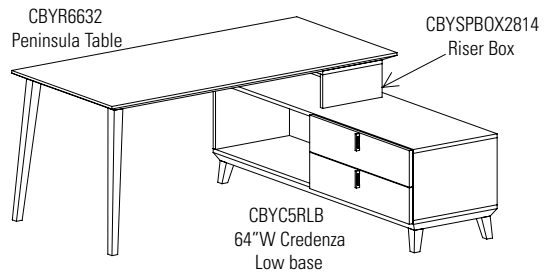
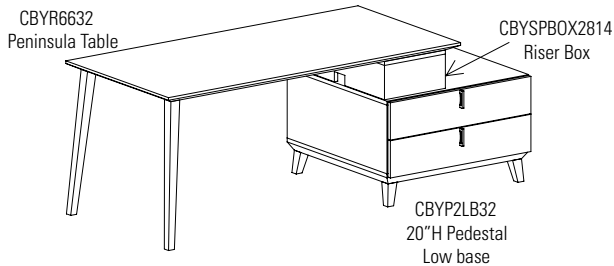
MODESTY SIZES:

- CBYCMWP56H15 - 56" x 15" x 0.75"
- CBYCMWP62H15 - 62" x 15" x 0.75"
- CBYCMWP68H15 - 68" x 15" x 0.75"
- CBYCMWP74H15 - 74" x 15" x 0.75"



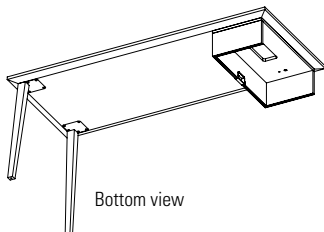
RISER BOX

- Riser Box is to be used as a spacer between the peninsula table and 20"H pedestals and credenzas
- CBYSPBOX2814 to be used with 32"D peninsula tables and executive bridges
- CBYSPBOX2014 to be used with 24"D executive bridges

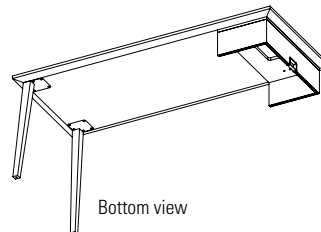


- On Peninsula Table, the Riser Box can be installed as below:

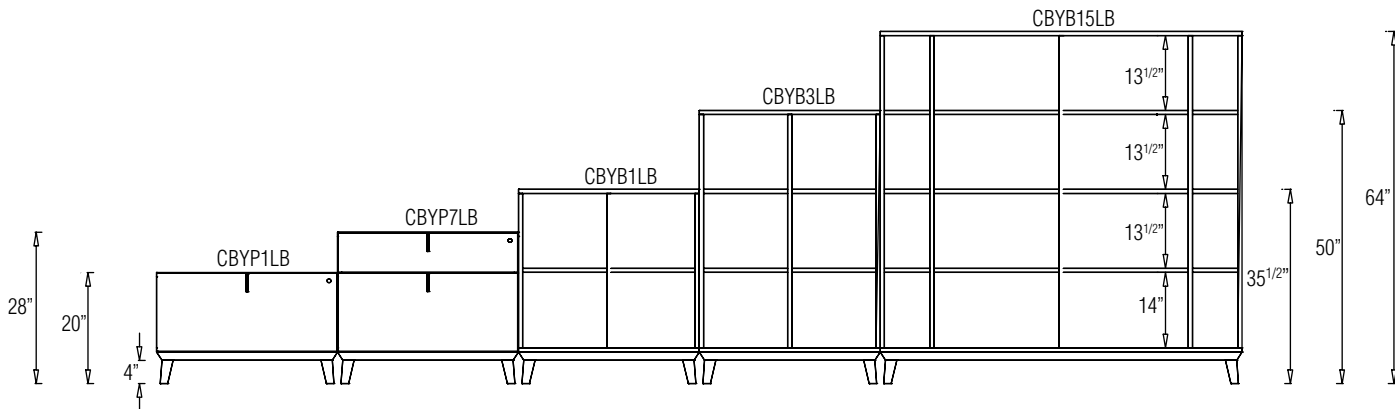
Riser Box opening is on the outside.



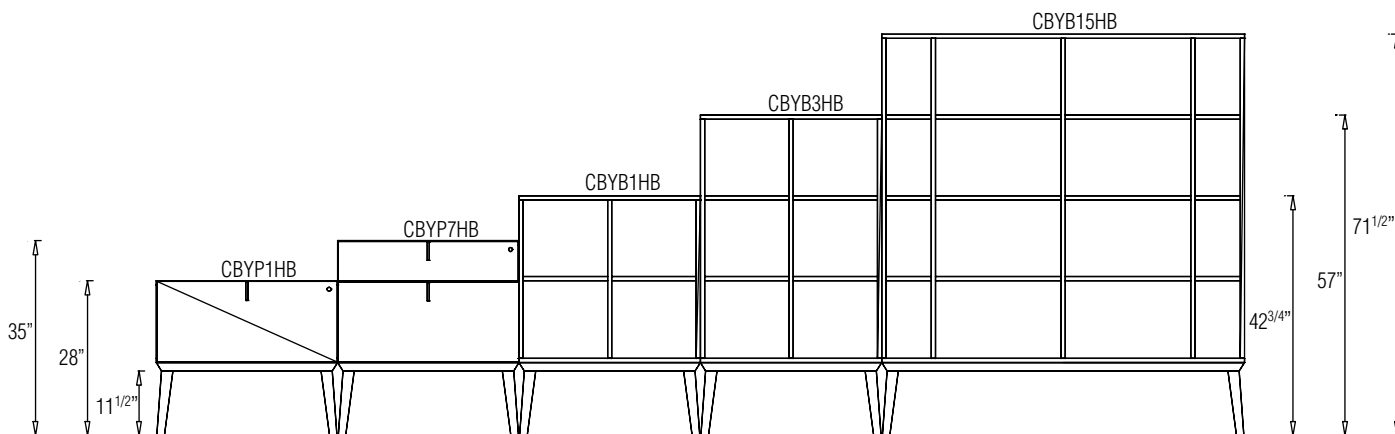
Riser Box opening is on the inside.



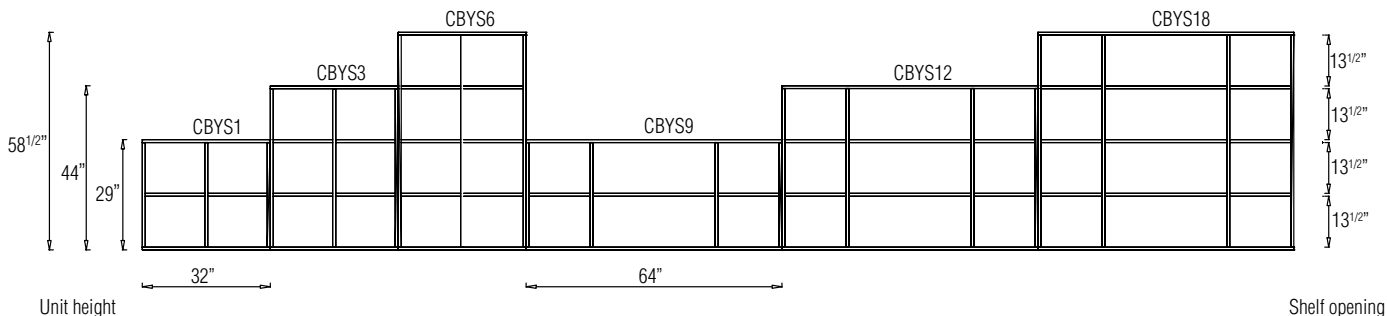
HEIGHT GRID - FLOOR UNITS, LOW BASE



HEIGHT GRID - FLOOR UNITS, HIGH BASE




HEIGHT GRID - STACK-ON UNITS



TABLES

D x W x H

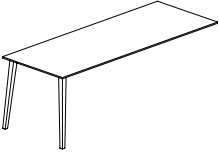
- All tables are shipped Knock Down (KD). Please see assembly instructions included with product.
- Available modesty panels are 15" and 22" height
- Peninsula table has metal inserts installed for quick assembly to the pedestal or pedestal with riser box



Note - Arrow indicates grain direction

TABLES + RETURNS

MODEL# DIMENSIONS FREIGHT CLASS WT/LBS. CUBIC FT. LAMINATE VENEER



Peninsula Table

CBYR8432	32 x 84 x 29	100	119	12	\$2948	\$3685
CBYR7832	32 x 78 x 29	92.5	112	12	\$2801	\$3503
CBYR7232	32 x 72 x 29	100	105	11	\$2669	\$3338
CBYR6632	32 x 66 x 29	100	98	10	\$2532	\$3167

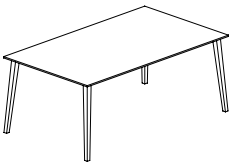
Table with two legs. Connects to 27.5"H storage. Must be supported by 32"D storage on one side (sold separately).



Round Table

CBY42H29	42 x 42 x 29	300	89	38	\$4185	\$5233
CBY36H29	36 x 36 x 29	300	77	31	\$3947	\$4935
CBY30H29	30 x 30 x 29	300	65	22	\$3657	\$4574

Round table with four legs.



Freestanding Work Table*

CBYRT8442	42 x 84 x 29	65	170	15	\$4569	\$5712
CBYRT7842	42 x 78 x 29	92.5	161	14	\$4378	\$5472
CBYRT7242	42 x 72 x 29	65	152	13	\$4204	\$5257
CBYRT6642	42 x 66 x 29	70	142	13	\$4028	\$5036
CBYRT8432	32 x 84 x 29	65	139	12	\$3970	\$4965
CBYRT7832	32 x 78 x 29	92.5	132	12	\$3825	\$4784
CBYRT7232	32 x 72 x 29	65	125	11	\$3690	\$4614
CBYRT6632	32 x 66 x 29	65	118	10	\$3558	\$4448

Freestanding work table with four legs.



Conference Tables*

CBYRT16848	48 x 168 x 29	85	400	30	\$22193	\$27742
CBYRT14448	48 x 144 x 29	85	356	28	\$20510	\$25638
CBYRT12048	48 x 120 x 29	92.5	284	24	\$18826	\$23533
CBYRT9648	48 x 96 x 29	92.5	240	21	\$17141	\$21428
CBYRT16842	42 x 168 x 29	85	360	27	\$20721	\$25901
CBYRT14442	42 x 144 x 29	85	324	25	\$19246	\$24059
CBYRT12042	42 x 120 x 29	85	260	21	\$17774	\$22218
CBYRT9642	42 x 96 x 29	92.5	219	19	\$16300	\$20376
CBYRT16832	32 x 168 x 29	85	296	21	\$18404	\$23006
CBYRT14432	32 x 144 x 29	85	268	19	\$17141	\$21428
CBYRT12032	32 x 120 x 29	85	212	17	\$16089	\$20112
CBYRT9632	32 x 96 x 29	85	183	15	\$14827	\$18533

Freestanding conference table with six legs. Shipped in 3 cartons.

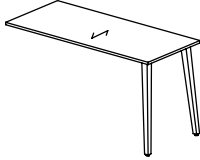
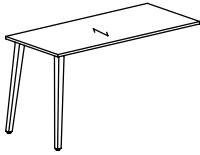
- 144" and 168" tables are in two sections

Required Specifications
Finish

Optional Specifications
Grommet
Custom cut-out*

MODESTY PANELS

MODEL# DIMENSIONS FREIGHT CLASS WT/LBS. CUBIC FT. LAMINATE VENEER



Executive Return

D x W x H

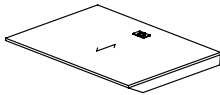
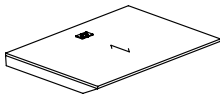
Left:

CBYERL6024CG	24 x 60 x 29	70	56	3.30	\$2170	\$2714
CBYERL5424CG	24 x 54 x 29	70	50	3	\$2062	\$2578
CBYERL4824CG	24 x 48 x 29	70	45	2.60	\$1952	\$2442
CBYERL4224CG	24 x 42 x 29	70	39	2.30	\$1844	\$2306
CBYERL3624CG	24 x 36 x 29	70	34	2	\$1736	\$2172

Right:

CBYERR6024CG	24 x 60 x 29	70	56	3.30	\$2170	\$2714
CBYERR5424CG	24 x 54 x 29	70	50	3	\$2062	\$2578
CBYERR4824CG	24 x 48 x 29	70	45	2.60	\$1952	\$2442
CBYERR4224CG	24 x 42 x 29	70	39	2.30	\$1844	\$2306
CBYERR3624CG	24 x 36 x 29	70	34	2	\$1736	\$2172

Executive return with two legs. Coped edge on opposite side to connect to a freestanding work table, creating an "L" workstation. CBYERRxxxxCG has legs on right side. CBYERLxxxxCG has legs on left side.



Executive Bridge

Left:

CBY6024TLCG	24 x 60 x 29	70	56	3.30	\$1545	\$1933
CBY5424TLCG	24 x 54 x 29	70	50	3	\$1395	\$1744
CBY4824TLCG	24 x 48 x 29	70	45	2.60	\$1240	\$1553
CBY4224TLCG	24 x 42 x 29	70	39	2.30	\$1087	\$1359
CBY3624TLCG	24 x 36 x 29	70	34	2	\$931	\$1165

CBY6032TLCG	32 x 60 x 29	70	75	4.20	\$2062	\$2578
CBY5432TLCG	32 x 54 x 29	70	68	3.80	\$1861	\$2327
CBY4832TLCG	32 x 48 x 29	70	60	3.40	\$1653	\$2068
CBY4232TLCG	32 x 42 x 29	70	53	3	\$1447	\$1810
CBY3632TLCG	32 x 36 x 29	70	45	1	\$1240	\$1553

Right:

CBY6024TRCG	24 x 60 x 29	70	56	3.30	\$1545	\$1933
CBY5424TRCG	24 x 54 x 29	70	50	3	\$1395	\$1744
CBY4824TRCG	24 x 48 x 29	70	45	2.60	\$1240	\$1553
CBY4224TRCG	24 x 42 x 29	70	39	2.30	\$1087	\$1359
CBY3624TRCG	24 x 36 x 29	70	34	2	\$931	\$1165

CBY6032TRCG	32 x 60 x 29	70	75	4.20	\$2062	\$2578
CBY5432TRCG	32 x 54 x 29	70	68	3.80	\$1861	\$2327
CBY4832TRCG	32 x 48 x 29	70	60	3.40	\$1653	\$2068
CBY4232TRCG	32 x 42 x 29	70	53	3	\$1447	\$1810
CBY3632TRCG	32 x 36 x 29	70	45	1	\$1240	\$1553

Executive return with coped edge on one side to connect to a freestanding work table, overlapping a 27.5" h or 20" h storage piece (using "Riser Box", sold separately) on the opposite side. Standard with grommet.

- Available in 32" d to match cavity opening on credenzas and storage, or 24" d for a narrower workspace
- CBYxxxxTLCG units have a coped edge on the **left, forming a right return**
- CBYxxxxTRCG units have a coped edge on the **right, forming a left return**

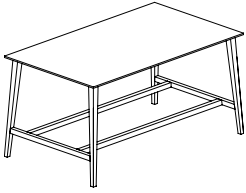
Required Specifications

Finish

Optional Specifications

Additional grommet
Custom cut-out*

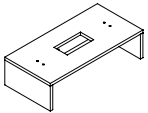
COLLABORATION TABLE



Freestanding Collaboration Table*

MODEL#	DIMENSIONS D x W x H	FREIGHT CLASS	WT/LBS.	CUBIC FT.	LIST PRICE	
CBYRTC8442	42 x 84 x 36	250	230	79	\$5593	\$6993
CBYRTC7842	42 x 78 x 36	250	211	73	\$5406	\$6759
CBYRTC7242	42 x 72 x 36	250	192	68	\$5230	\$6539
CBYRTC6642	42 x 66 x 36	250	172	62	\$5053	\$6318
CBYRTC8432	32 x 84 x 36	250	189	61	\$4993	\$6243
CBYRTC7832	32 x 78 x 36	250	172	56	\$4845	\$6059
CBYRTC7232	32 x 72 x 36	250	155	52	\$4715	\$5895
CBYRTC6632	32 x 66 x 36	250	138	48	\$4583	\$5730

Freestanding collaboration table with four legs and foot rests. Long footrests are steel and available in Brushed Chrome (**BCH**) or Black (**BLK**). Short footrests are wood and stained to match the veneer surface. Footrest covers are available as an option - please see page 14. Ships assembled.

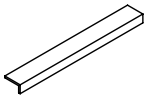


Riser Box

CBYSPBOX2814	14 x 28 x 7.5	150	14	3	\$220	\$277
CBYSPBOX2014	14 x 20 x 7.5	250	2	1	\$405	\$508

Riser box for 20"H storage to support peninsula table. For wire pass through grommets, both top and back are included.

- CBYSPBOX2814 for use with 32"D peninsula tables and executive bridges.
- CBYSPBOX2014 for use with 24"D executive bridges

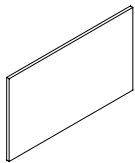


Footrest Cover

FRC8442	--	70	--	--	\$1141	
FRC7842	--	70	--	--	\$1077	
FRC7242	--	70	--	--	\$1015	
FRC6642	--	70	--	--	\$952	
FRC8432	--	70	--	--	\$1015	
FRC7832	--	70	--	--	\$952	
FRC7232	--	70	--	--	\$889	
FRC6632	--	70	--	--	\$825	

Factory installed.

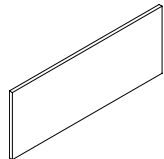
MODESTY PANELS



Hanging Wood Modesty Panel

MODEL#	DIMENSIONS	FREIGHT CLASS	WT/LBS.	CUBIC FT.	LAMINATE	VEENER
CBYCMPW62H22	.75 x 62 x 22	100	28	3	\$836	\$1047
CBYCMPW56H22	.75 x 56 x 22	100	26	3	\$779	\$976
CBYCMPW50H22	.75 x 50 x 22	100	24	3	\$735	\$920
CBYCMPW44H22	.75 x 44 x 22	92.5	22	2	\$675	\$845
CBYCMPW38H22	.75 x 38 x 22	92.5	20	2	\$619	\$775

22" hanging wood modesty panel.



Hanging Wood Modesty Panel

CBYCMPW74H15	.75 x 74 x 15	100	24	3	\$860	\$1077
CBYCMPW68H15	.75 x 68 x 15	125	23	3	\$811	\$1015
CBYCMPW62H15	.75 x 62 x 15	92.5	21	2	\$811	\$1015
CBYCMPW56H15	.75 x 56 x 15	92.5	20	2	\$755	\$945
CBYCMPW50H15	.75 x 50 x 15	100	18	2	\$709	\$889
CBYCMPW44H15	.75 x 44 x 15	100	17	2	\$648	\$812
CBYCMPW38H15	.75 x 38 x 15	125	15	2	\$593	\$742

15" hanging wood modesty panel.

Required Specifications

Veneer finish
Long footrest finish*

Optional Specifications

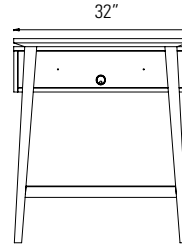
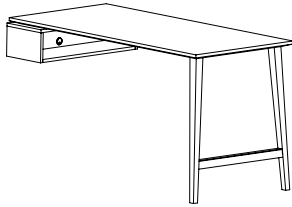
Additional grommet
Custom cut-out*

COLLABORATION MEDIA TABLES

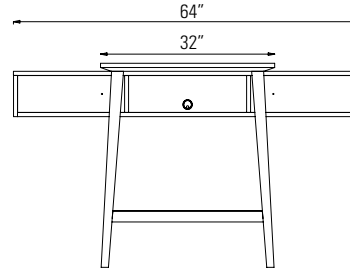
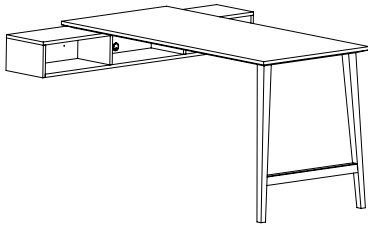
D x W x H

COLLABORATION MEDIA TABLE (CBYxx32) AND WALL MOUNT MEDIA STORAGE (CBYFO-GM)

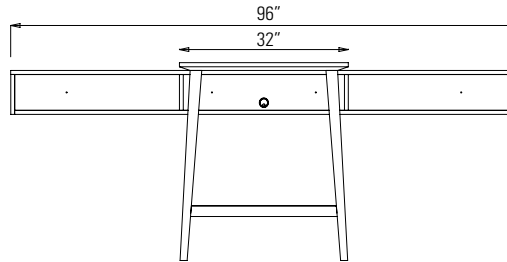
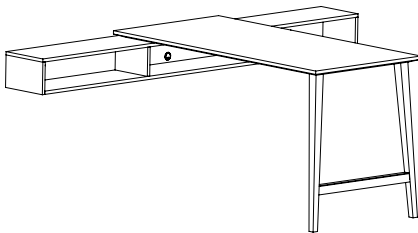
32" Wide, Wall Mount Media Storage



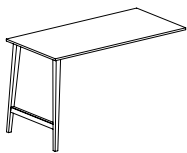
64" Wide, Wall Mount Media Storage



96" Wide, Wall Mount Media Storage



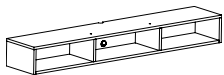
COLLABORATION MEDIA TABLES	MODEL#	DIMENSIONS	FREIGHT CLASS	WT./LBS.	CUBIC FT.	LAMINATE	VENEER
----------------------------	--------	------------	---------------	----------	-----------	----------	--------



Collaboration Media Table

CBY8432	32 x 84 x 36	250	140	57	\$4122	\$5154
CBY7832	32 x 78 x 36	250	124	52	\$3969	\$4963
CBY7232	32 x 72 x 36	250	117	49	\$3831	\$4791
CBY6632	32 x 66 x 36	250	110	45	\$3690	\$4614

Table with two legs. To be used with Wall Mount Media Storage (CBYFOxxD12H8-GM).



Wall Mounted Media Storage

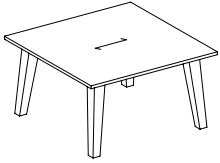
CBYFO96D12H8-GM	12 x 96 x 8	125	78	10	\$2227	\$2785
CBYFO64D12H8-GM	12 x 64 x 8	125	50	8	\$1485	\$1858
CBYFO32D12H8-GM	12 x 32 x 8	100	35	4	\$1358	\$1699

To be used with Collaboration Media Table (CBYxx32). GM grommet on the back panel is included. For wire pass through, scoop cutouts on both top and bottom are included. Pre-drilled insert holes on top panel.

Required Specifications

Veneer finish


OCCASIONAL TABLES



Square Occasional Table

MODEL#	DIMENSIONS D x W x H	FREIGHT CLASS	WT/LBS.	CUBIC FT.	LAMINATE	veneer
CBYCT3636H13	36 x 36 x 13	125	73	8	\$2388	\$2986
CBYCT3030H13	30 x 30 x 13	125	59	6	\$2107	\$2637
CBYCT2424H13	24 x 24 x 13	125	47	5	\$1876	\$2347

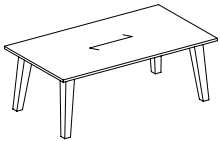
13"H square occasional table.



Square Occasional Table

CBYCT3636H17	36 x 36 x 17	150	78	9	\$2680	\$3351
CBYCT3030H17	30 x 30 x 17	150	64	7	\$2400	\$3001
CBYCT2424H17	24 x 24 x 17	125	52	6	\$2170	\$2714


17"H square occasional table.



Rectangular Occasional Table

CBYCT4820H13	48 x 20 x 13	125	61	7	\$2154	\$2693
CBYCT4220H13	42 x 20 x 13	125	57	6	\$2055	\$2570
CBYCT3620H13	36 x 20 x 13	125	52	6	\$1978	\$2473

13"H rectangular occasional table.



Rectangular Occasional Table

CBYCT4820H17	48 x 20 x 17	125	66	8	\$2448	\$3061
CBYCT4220H17	42 x 20 x 17	125	62	7	\$2345	\$2933
CBYCT3620H17	36 x 20 x 17	125	57	7	\$2272	\$2841


17"H rectangular occasional table.



Round Occasional Table

CBY36H13	36 x 36 x 13	150	73	16	\$3316	\$4147
CBY30H13	30 x 30 x 13	150	59	12	\$2723	\$3405
CBY24H13	24 x 24 x 13	150	47	8	\$2481	\$3102

13"H round occasional table.



Round Occasional Table

CBY36H17	36 x 36 x 17	250	78	20	\$3578	\$4475
CBY30H17	30 x 30 x 17	150	64	14	\$3027	\$3784
CBY24H17	24 x 24 x 17	150	52	10	\$2785	\$3483

17"H round occasional table.

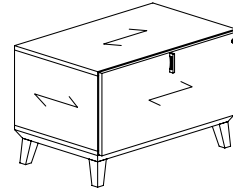
Required Specifications

Veneer finish

32"W FREESTANDING PEDESTALS + STORAGE

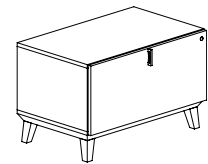
D x W x H

- All pedestals and storage units are shipped assembled
- Freestanding Pedestals and Storage may be used as stand alone units or as the Peninsula Table Support (20" and 27.5" height units).
- To support the Peninsula Table with 20"H Pedestal, the Riser Box is required (see Tables / Accessories section).
- Pedestal and Storage units are available in two base heights: 4" (xxLB = Low Base) or 11.5" (xxHB = High Base)
- All drawer fronts have one vertical handle (PL89) installed.
- Front locking is standard on the Pedestals with box/file and file drawers.
- Optional locking on doors (Storage units) is available (see Accessories section).
- Optional Cushions (32" x 14") for Pedestal tops are available (see Accessories section).



Note - Arrow indicates grain direction

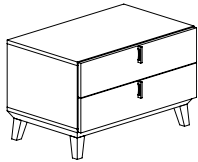
32"W PEDESTALS - LOW BASE



Pedestal

MODEL#	DIMENSIONS	FREIGHT CLASS	WT/LBS.	CUBIC FT.	LAMINATE	veneER
CBYP1LB	20 x 32 x 20	92.5	106	9	\$2374	\$2970

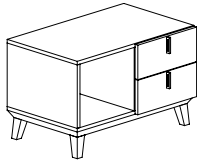
20"H freestanding pedestal with front locking lateral drawer. Low base.



Pedestal

CBYP2LB	20 x 32 x 20	92.5	105	9	\$2360	\$2951
---------	--------------	------	-----	---	--------	--------

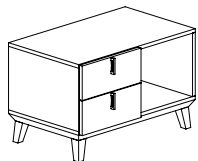
20"H freestanding pedestal with two box drawers. Low base.



Pedestal

CBYP3LB	20 x 32 x 20	92.5	105	9	\$2508	\$3137
---------	--------------	------	-----	---	--------	--------

20"H freestanding pedestal with open cabinet on **left**, two box drawers on **right**. Low base.



Pedestal

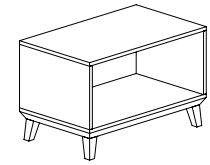
CBYP4LB	20 x 32 x 20	92.5	105	9	\$2508	\$3137
---------	--------------	------	-----	---	--------	--------

20"H freestanding pedestal with open cabinet on **right**, two box drawers on **left**. Low base.

Required Specifications

Veneer finish

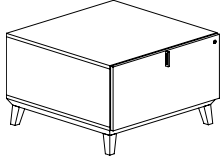
32"W PEDESTALS - LOW BASE



Pedestal

MODEL#	DIMENSIONS D x W x H	FREIGHT CLASS	WT/LBS.	CUBIC FT.	LAMINATE	VENEER
CBYP5LB	20 x 32 x 20	100	86	9	\$2055	\$2570

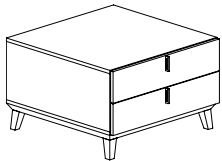
20"H freestanding pedestal with open cabinet. Low base.



Pedestal

CBYP1LB32	32 x 32 x 20	100	136	14	\$2522	\$3154
-----------	--------------	-----	-----	----	---------------	---------------

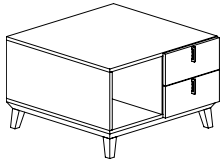
20"H freestanding pedestal with front locking lateral drawer. Can be used to support peninsula table in conjunction with optional riser box ("CBYSPBOX2814"). Low base.



Pedestal

CBYP2LB32	32 x 32 x 20	100	135	14	\$2508	\$3137
-----------	--------------	-----	-----	----	---------------	---------------

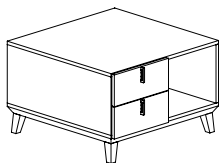
20"H freestanding pedestal with two box drawers. Can be used to support peninsula table in conjunction with optional riser box ("CBYSPBOX2814"). Low base.



Pedestal

CBYP3LB32	32 x 32 x 20	100	135	14	\$2653	\$3318
-----------	--------------	-----	-----	----	---------------	---------------

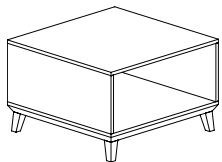
20"H freestanding pedestal with open cabinet on **left**, two box drawers on **right**. Can be used to support peninsula table in conjunction with optional riser box ("CBYSPBOX2814"). Low base.



Pedestal

CBYP4LB32	32 x 32 x 20	100	135	14	\$2653	\$3318
-----------	--------------	-----	-----	----	---------------	---------------

20"H freestanding pedestal with open cabinet on **right**, two box drawers on **left**. Can be used to support peninsula table in conjunction with optional riser box ("CBYSPBOX2814"). Low base.



Pedestal


CBYP5LB32	32 x 32 x 20	100	135	14	\$2198	\$2750
-----------	--------------	-----	-----	----	---------------	---------------

20"H freestanding pedestal with open cabinet. Can be used to support peninsula table in conjunction with optional riser box ("CBYSPBOX2814"). Low base.

Required Specifications
Veneer finish

Optional Specifications


32"W PEDESTALS - LOW BASE



Pedestal*

MODEL#	DIMENSIONS	FREIGHT CLASS	WT/LBS.	CUBIC FT.	LAMINATE	VENEER
CBYP6LB	D x W x H 20 x 32 x 27.5	100	117	12	\$2492	\$3117


27.5"H freestanding storage cabinet with two doors, one adjustable shelf. Low base.



Pedestal

CBYP7LB	20 x 32 x 27.5	92.5	124	12	\$3180	\$3976
---------	----------------	------	-----	----	--------	--------


27.5"H freestanding pedestal with front locking lateral and box drawer. Low base.



Pedestal

CBYP8LB	20 x 32 x 27.5	92.5	124	12	\$3324	\$4156
---------	----------------	------	-----	----	--------	--------

27.5"H freestanding pedestal with open fixed shelf on **left**, front locking box file drawer on **right**. Low base.




Pedestal

CBYP9LB	20 x 32 x 27.5	92.5	124	12	\$3324	\$4156
---------	----------------	------	-----	----	--------	--------

27.5"H freestanding pedestal with open fixed shelf on **right**, front locking box file drawer on **left**. Low base.


32"W PEDESTALS - HIGH BASE



Pedestal

CBYP1HB	20 x 32 x 27.5	100	111	12	\$2669	\$3338
---------	----------------	-----	-----	----	--------	--------

27.5"H freestanding pedestal with front locking lateral drawer. High base.



Pedestal

CBYP2HB	20 x 32 x 27.5	100	111	12	\$2653	\$3318
---------	----------------	-----	-----	----	--------	--------

27.5"H freestanding pedestal with two box drawers. High base.

Required Specifications
 Veneer finish

Optional Specifications
 Lock*
 Handles*

32"W PEDESTALS - HIGH BASE

MODEL# DIMENSIONS FREIGHT CLASS WT/LBS. CUBIC FT. LAMINATE VENEER

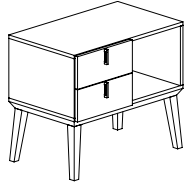
D x W x H



Pedestal

CBYP3HB 20 x 32 x 27.5 100 111 12 **\$2508** **\$3137**


27.5"H freestanding pedestal with open cabinet on **left**, two box drawers on **right**. High base.



Pedestal

CBYP4HB 20 x 32 x 27.5 100 110 12 **\$2508** **\$3137**

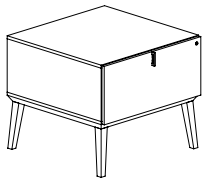
27.5"H freestanding pedestal with open cabinet on **right**, two box drawers on **left**. High base.



Pedestal

CBYP5HB 20 x 32 x 27.5 125 91 12 **\$2055** **\$2570**

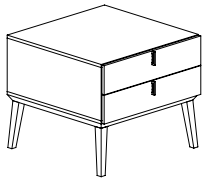
27.5"H freestanding pedestal with open cabinet. High base.



Pedestal

CBYP1HB32 32 x 32 x 27.5 125 141 18 **\$2814** **\$3520**

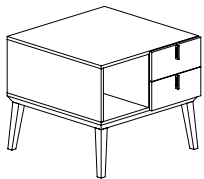
27.5"H freestanding pedestal with front locking lateral drawer. Can be used to support peninsula table. High base.



Pedestal

CBYP2HB32 32 x 32 x 27.5 125 140 18 **\$2731** **\$3503**

27.5"H freestanding pedestal with two box drawers. Can be used to support peninsula table. High base.



Pedestal

CBYP3HB32 32 x 32 x 27.5 125 140 18 **\$2653** **\$3318**

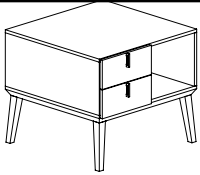
27.5"H freestanding pedestal with open cabinet on **left**, two box drawers on **right**. Can be used to support peninsula table. High base.

Required Specifications
Veneer finish

Optional Specifications

64"W AND 96"W FREESTANDING CREDENZAS

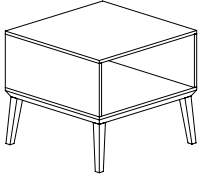
MODEL# DIMENSIONS FREIGHT CLASS WT/LBS. CUBIC FT. LAMINATE VENEER



Pedestal

D x W x H
 CBYP4HB32 32 x 32 x 27.5 125 140 18 **\$2653** **\$3318**

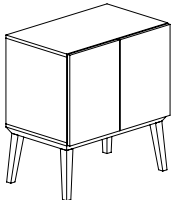
27.5"H freestanding pedestal with open cabinet on **right**, two box drawers on **left**. Can be used to support peninsula table. High base.



Pedestal

CBYP5HB32 32 x 32 x 27.5 125 121 18 **\$2198** **\$2750**


27.5"H freestanding pedestal with open cabinet. Can be used to support peninsula table. High base.



Pedestal*

CBYP6HB 20 x 32 x 35 100 129 15 **\$2785** **\$3483**


35"H freestanding storage cabinet with two doors, one adjustable shelf. High base.



Pedestal

CBYP7HB 20 x 32 x 35 100 129 15 **\$3473** **\$4342**


35"H freestanding pedestal with front locking lateral and box drawer. High base.



Pedestal

CBYP8HB 20 x 32 x 35 100 132 15 **\$3618** **\$4524**

35"H freestanding pedestal open with fixed shelf on **left**, front locking box file drawer on **right**. High base.



Pedestal

CBYP9HB 20 x 32 x 35 100 132 15 **\$3618** **\$4524**

35"H freestanding pedestal open with fixed shelf on **right**, front locking box file drawer on **left**. High base.

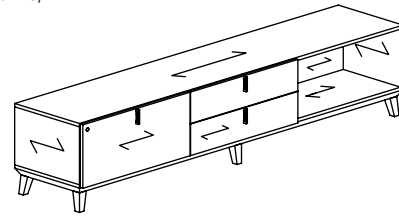
Required Specifications
 Veneer finish

Optional Specifications
 Lock*
 Handles*

64"W AND 96"W FREESTANDING CREDENZAS

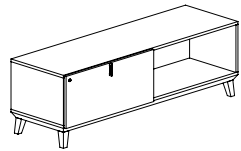
D x W x H

- All Credenzas are shipped assembled.
- Freestanding Credenzas may be used as stand alone units or as the Peninsula Table Support (20" and 27.5" Height units)
- To support the Peninsula Table with 20"H Credenza, the Riser Box is required (see Tables or Accessories section).
- Credenza units are available in two base heights: 4" (xxLB = Low Base), or 11.5" (xxHB = High Base).
- All drawer fronts have vertical handle (PL89) installed where indicated.
- Front locking is standard on the Credenzas with box/lateral and lateral drawers.
- Optional locking on doors (Storage units) is available (see Accessories section).
- Optional Cushions (32" x 14") for Credenza tops are available (see Accessories section).



Note - Arrow indicates grain direction

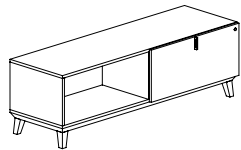
64"W FREESTANDING CREDENZAS - LOW BASE



Credenza

MODEL#	DIMENSIONS	FREIGHT CLASS	WT/LBS.	CUBIC FT.	LAMINATE	VENEER
CBYC1LLB	20 x 64 x 20	125	161	17	\$4204	\$5257

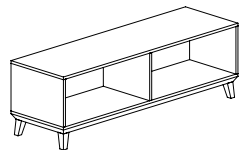
Freestanding credenza with front locking lateral drawer on **left**, open on **right**. Low base.



Credenza

CBYC1RLB	20 x 64 x 20	125	161	17	\$4204	\$5257
----------	--------------	-----	-----	----	--------	--------

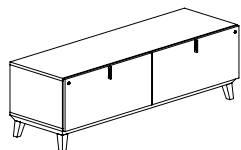
Freestanding credenza with front locking lateral drawer on **right**, open on **left**. Low base.



Credenza

CBYC2LB	20 x 64 x 20	100	141	17	\$3588	\$4487
---------	--------------	-----	-----	----	--------	--------

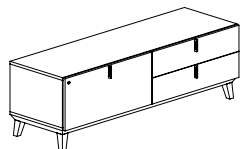
Freestanding credenza, open on left and right. Low base.



Credenza

CBYC3LB	20 x 64 x 20	92.5	180	17	\$4673	\$5844
---------	--------------	------	-----	----	--------	--------

Freestanding credenza, two front locking lateral drawers. Low base.



Credenza

CBYC4LLB	20 x 64 x 20	92.5	179	17	\$4660	\$5826
----------	--------------	------	-----	----	--------	--------

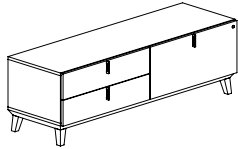
Freestanding credenza, front locking lateral drawer on **left**, two box drawers **right**. Low base.

Required Specifications
Veneer finish

Optional Specifications

64"W FREESTANDING CRENZAS - LOW BASE

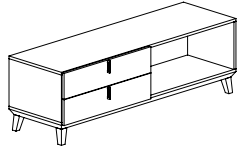
MODEL# DIMENSIONS FREIGHT CLASS WT/LBS. CUBIC FT. LAMINATE VENEER



Credenza

CBYC4RLB 20 x 64 x 20 92.5 179 17 \$4660 \$5826

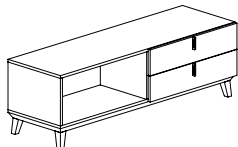
Freestanding credenza, front locking lateral drawer on **right**, two box drawers **left**. Low base.



Credenza

CBYC5LLB 20 x 64 x 20 100 160 17 \$4204 \$5257

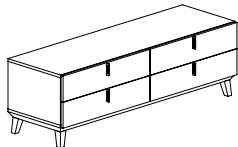
Freestanding credenza, two box drawers on **left**, open on **right**. Low base.



Credenza

CBYC5RLB 20 x 64 x 20 100 160 17 \$4204 \$5257

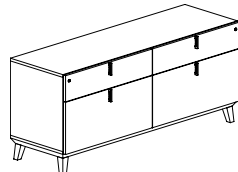
Freestanding credenza, two box drawers on **right**, open on **left**. Low base.



Credenza

CBYC6LB 20 x 64 x 20 92.5 179 17 \$4498 \$5624

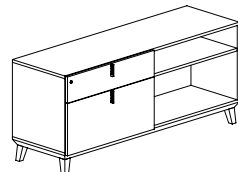
Freestanding credenza, four box drawers. Low base.



Credenza

CBYC7LB 20 x 64 x 27.5 100 213 23 \$5638 \$7050

Freestanding credenza, front locking lateral drawer with box drawer on left and right. Low base.



Credenza*

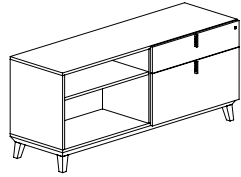
CBYC8LLB 20 x 64 x 27.5 100 194 23 \$5010 \$6263

Freestanding credenza, front locking lateral drawer with box drawer on **left**, open with fixed shelf on **right**. Low base.

Required Specifications
 Veneer finish

Optional Specifications
 Wire management (C275)*

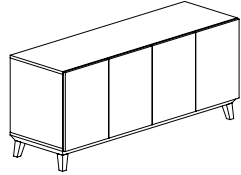
64"W FREESTANDING CREDENZAS - LOW BASE



Credenza**

MODEL#	DIMENSIONS D x W x H	FREIGHT CLASS	WT/LBS.	CUBIC FT.	LAMINATE	ENEER
CBYC8RLB	20 x 64 x 27.5	100	194	23	\$5010	\$6263

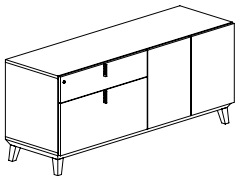
Freestanding credenza, front locking lateral drawer with box drawer on **right**, open with fixed shelf on **left**. Low base.



Credenza*

CBYC9LB	20 x 64 x 27.5	100	189	23	\$4982	\$6230
---------	----------------	-----	-----	----	---------------	---------------

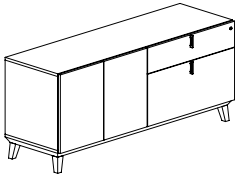
Freestanding storage credenza, four doors with two adjustable shelves. Low base.



Credenza*

CBYC10LLB	20 x 64 x 27.5	100	206	23	\$5299	\$6626
-----------	----------------	-----	-----	----	---------------	---------------

Freestanding credenza, front locking lateral drawer with box drawer on **left**, two doors with adjustable shelf on **right**. Low base.

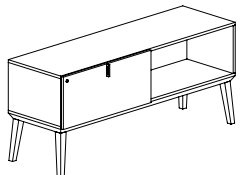


Credenza*

CBYC10RLB	20 x 64 x 27.5	100	206	23	\$5299	\$6626
-----------	----------------	-----	-----	----	---------------	---------------

Freestanding credenza, front locking lateral drawer with box drawer on **right**, two doors with adjustable shelf on **left**. Low base.

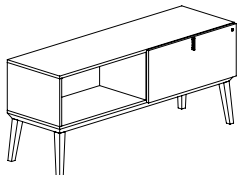
64"W FREESTANDING CREDENZAS - HIGH BASE



Credenza**

MODEL#	DIMENSIONS	FREIGHT CLASS	WT/LBS.	CUBIC FT.	LAMINATE	ENEER
CBYC1LHB	20 x 64 x 27.5	125	166	23	\$4498	\$5624

Freestanding credenza with front locking lateral drawer on **left**, open on **right**. High base.



Credenza**

CBYC1RHB	20 x 64 x 27.5	125	166	23	\$4498	\$5624
----------	----------------	-----	-----	----	---------------	---------------

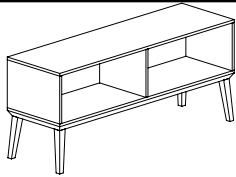
Freestanding credenza with front locking lateral drawer on **right**, open on **left**. High base.

Required Specifications
Veneer finish

Optional Specifications
Lock*
Handles*
Wire management (C275)**

64"W FREESTANDING CREDENZAS - HIGH BASE

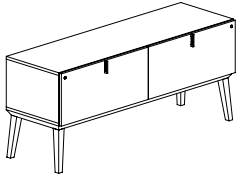
MODEL# DIMENSIONS FREIGHT CLASS WT/LBS. CUBIC FT. LAMINATE VENEER



Credenza*

D x W x H
 CBYC2HB 20 x 64 x 27.5 125 146 23 \$3882 \$4854

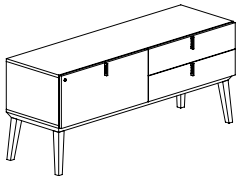
Freestanding credenza open on **left** and **right**. High base.



Credenza

CBYC3HB 20 x 64 x 27.5 100 185 23 \$4819 \$6026

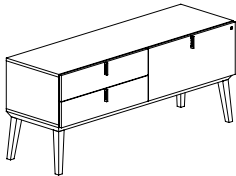
Freestanding credenza, two front locking lateral drawers. High base.



Credenza

CBYC4LHB 20 x 64 x 27.5 100 184 23 \$4807 \$6010

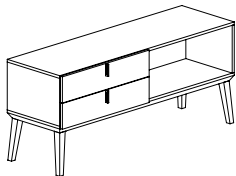
Freestanding credenza, front locking lateral drawer on **left**, two box drawers on **right**. High base.



Credenza

CBYC4RHB 20 x 64 x 27.5 100 184 23 \$4807 \$6010

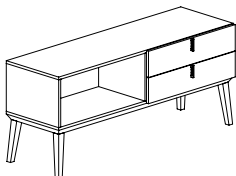
Freestanding credenza, front locking lateral drawer on **right**, two box drawers on **left**. High base.



Credenza*

CBYC5LHB 20 x 64 x 27.5 125 165 23 \$4498 \$5624

Freestanding credenza, two box drawers on **left**, open on **right**. High base.



Credenza*

CBYC5RHB 20 x 64 x 27.5 125 165 23 \$4498 \$5624

Freestanding credenza, two box drawers on **right**, open on **left**. High base.

Required Specifications

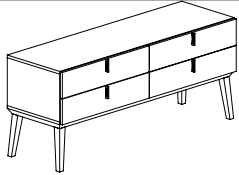
Veneer finish
 Laminate finish

Optional Specifications

Lock*
 Handles*

64"W FREESTANDING CREDENZAS - HIGH BASE

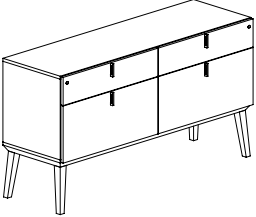
MODEL# DIMENSIONS FREIGHT CLASS WT/LBS. CUBIC FT. LAMINATE VENEER



Credenza

D x W x H	
CBYC6HB	20 x 64 x 27.5

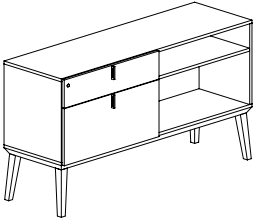
Freestanding credenza with four box drawers. High base.



Credenza

CBYC7HB	20 x 64 x 35	125	218	29	\$5933	\$7418
---------	--------------	-----	-----	----	---------------	---------------

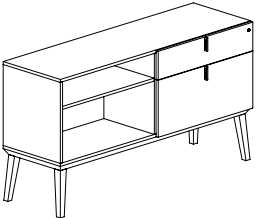
Freestanding credenza, front locking lateral drawer with box drawer on **left** and **right**. High base.



Credenza

CBYC8LHB	20 x 64 x 35	125	199	29	\$5299	\$6626
----------	--------------	-----	-----	----	---------------	---------------

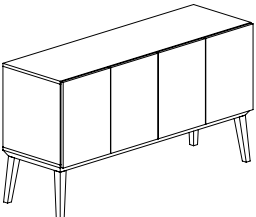
Freestanding credenza, front locking lateral with box drawer on **left**, open with fixed shelf on **right**. High base.



Credenza

CBYC8RHB	20 x 64 x 35	125	199	29	\$5299	\$6626
----------	--------------	-----	-----	----	---------------	---------------

Freestanding credenza, front locking lateral with box drawer on **right**, open with fixed shelf on **left**. High base.



Credenza*

CBYC9HB	20 x 64 x 35	125	194	29	\$5270	\$6588
---------	--------------	-----	-----	----	---------------	---------------

Freestanding storage credenza, four doors with two adjustable shelves. High base.

Required Specifications

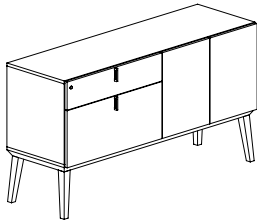
Veneer finish
Laminate finish

Optional Specifications

Lock*
Handles*

64"W FREESTANDING CREDENZAS - HIGH BASE

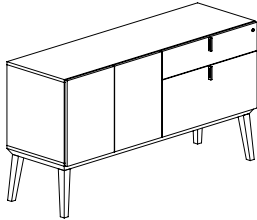
MODEL# DIMENSIONS FREIGHT CLASS WT/LBS. CUBIC FT. LAMINATE VENEER



Credenza*

		D x W x H					
CBYC10LHB		20 x 64 x 35	125	211	29	\$5593	\$6993

Freestanding credenza, front locking lateral with box drawer on **left**, two doors with adjustable shelf on **right**. High base.



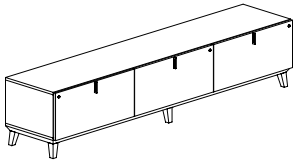
Credenza*

CBYC10RHB		20 x 64 x 35	125	211	29	\$5593	\$6993
-----------	--	--------------	-----	-----	----	--------	--------

Freestanding credenza, front locking lateral with box drawer on **right**, two doors with adjustable shelf on **left**. High base.

96"W FREESTANDING CREDENZAS - LOW BASE

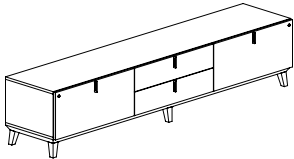
MODEL# DIMENSIONS FREIGHT CLASS WT/LBS. CUBIC FT. LAMINATE VENEER



Credenza

CBYC11LB		20 x 96 x 20	92.5	259	25	\$6973	\$8717
----------	--	--------------	------	-----	----	--------	--------

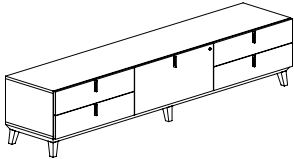
Freestanding credenza, three front locking lateral drawers. Low base.



Credenza

CBYC12LB		20 x 96 x 20	92.5	258	25	\$6958	\$8699
----------	--	--------------	------	-----	----	--------	--------

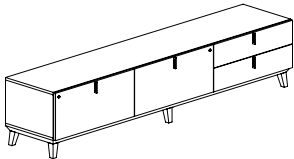
Freestanding credenza, front locking lateral drawer on **left**, two box drawers **center**, and front locking lateral drawer on **right**. Low base.



Credenza

CBYC13LB		20 x 96 x 20	92.5	258	25	\$6941	\$8678
----------	--	--------------	------	-----	----	--------	--------

Freestanding credenza, two box drawers on **left**, front locking lateral drawer **center**, and two box drawers on **right**. Low base.



Credenza

CBYC14LB		20 x 96 x 20	92.5	258	25	\$6958	\$8699
----------	--	--------------	------	-----	----	--------	--------

Freestanding credenza, front locking lateral drawers **left** and **center**, and two box drawers on **right**. Low base.

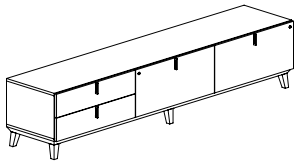
Required Specifications

Veneer finish
 Laminate finish

Optional Specifications

Lock*
 Handles*

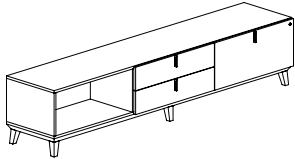
96"W FREESTANDING CREDENZAS - LOW BASE



Credenza

MODEL#	DIMENSIONS D x W x H	FREIGHT CLASS	WT/LBS.	CUBIC FT.	LAMINATE	veneer
CBYC15LB	20 x 96 x 20	92.5	258	25	\$6958	\$8699

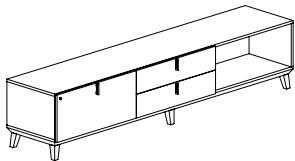
Freestanding credenza, two box drawers on **left**, front locking lateral drawer **center** and **right**. Low base.



Credenza

CBYC16LB	20 x 96 x 20	100	239	25	\$6488	\$8112
----------	--------------	-----	-----	----	---------------	---------------

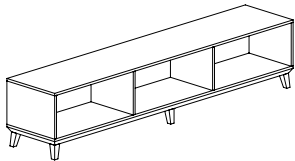
Freestanding credenza, open on **left**, two box drawers **center**, and front locking lateral drawer on **right**. Low base.



Credenza

CBYC17LB	20 x 96 x 20	100	239	25	\$6488	\$8112
----------	--------------	-----	-----	----	---------------	---------------

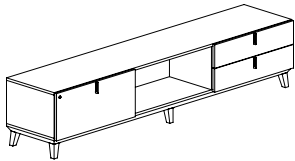
Freestanding credenza, front locking lateral drawer on **left**, two box drawers **center**, and open on **right**. Low base.



Credenza

CBYC18LB	20 x 96 x 20	100	201	25	\$5564	\$6956
----------	--------------	-----	-----	----	---------------	---------------

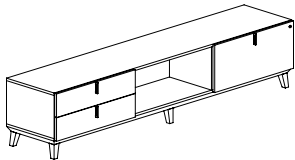
Freestanding credenza, open **left**, **center** and **right**. Low base.



Credenza

CBYC19LB	20 x 96 x 20	100	239	25	\$6488	\$8112
----------	--------------	-----	-----	----	---------------	---------------

Freestanding credenza, front locking lateral drawer on **left**, open **center**, and two box drawers on **right**. Low base.



Credenza

CBYC20LB	20 x 96 x 20	100	239	25	\$6488	\$8112
----------	--------------	-----	-----	----	---------------	---------------

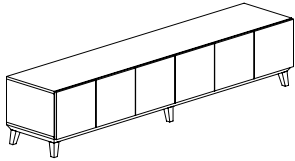
Freestanding credenza, two box drawers on **left**, open **center**, and front locking lateral drawer on **right**. Low base.

Required Specifications

- Veneer finish
- Laminate finish

96"W FREESTANDING CREDENZAS - LOW BASE

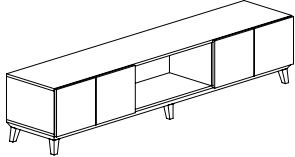
MODEL# DIMENSIONS FREIGHT CLASS WT/LBS. CUBIC FT. LAMINATE VENEER



Credenza*

D x W x H
 CBYC21LB 20 x 96 x 20 100 225 25 **\$6149** **\$7688**

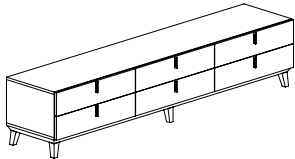
Freestanding storage credenza with six doors. Low base.



Credenza*

CBYC22LB 20 x 96 x 20 100 217 25 **\$6002** **\$7504**

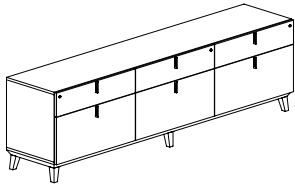
Freestanding storage credenza with two doors on **left**, open **center**, and two doors on **right**. Low base.



Credenza

CBYC23LB 20 x 96 x 20 92.5 256 25 **\$6926** **\$8659**

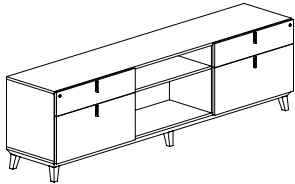
Freestanding credenza with six box drawers. Low base.



Credenza

CBYC24LB 20 x 96 x 27.5 100 304 34 **\$7659** **\$9576**

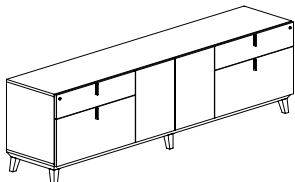
Freestanding credenza, front locking lateral drawer with box drawer **left**, **center** and **right**. Low base.



Credenza**

CBYC25LB 20 x 96 x 27.5 100 284 34 **\$6958** **\$8699**

Freestanding credenza, front locking lateral drawer with box drawer on **left**, open with fixed shelf **center**, and front locking lateral drawer with box drawer on **right**. Low base.



Credenza*

CBYC26LB 20 x 96 x 27.5 100 296 34 **\$7103** **\$8881**

Freestanding credenza, front locking lateral drawer with box drawer on **left**, two door storage with adjustable shelf **center**, and front locking lateral drawer with box drawer on **right**. Low base.

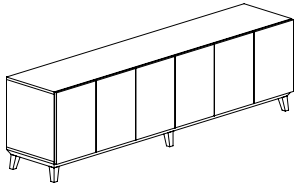
Required Specifications

Veneer finish
 Laminate finish

Optional Specifications

Lock
 Handles
 Wire management (C275)*

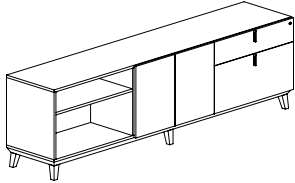
96"W FREESTANDING CREDENZAS - LOW BASE



Credenza

MODEL#	DIMENSIONS D x W x H	FREIGHT CLASS	WT/LBS.	CUBIC FT.	LAMINATE	VENEER
CBYC27LB	20 x 96 x 27.5	100	281	34	\$6589	\$8237

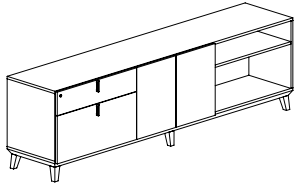
Freestanding storage credenza, six doors with three adjustable shelves. Low base.



Credenza*

CBYC28LB	20 x 96 x 27.5	100	277	34	\$6401	\$8003
----------	----------------	-----	-----	----	---------------	---------------

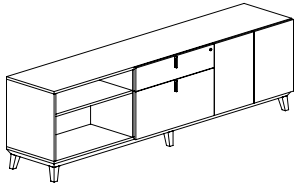
Freestanding credenza, open with fixed shelf on **left**, two door storage with adjustable shelf **center**, and front locking lateral drawer with box drawer on **right**. Low base.



Credenza*

CBYC29LB	20 x 96 x 27.5	100	277	34	\$6401	\$8003
----------	----------------	-----	-----	----	---------------	---------------

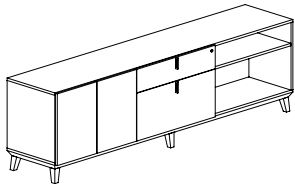
Freestanding credenza, front locking lateral drawer with box drawer on **left**, two door storage with adjustable shelf **center**, and open with fixed shelf on **right**. Low base.



Credenza*

CBYC30LB	20 x 96 x 27.5	100	277	34	\$6401	\$8003
----------	----------------	-----	-----	----	---------------	---------------

Freestanding credenza, open with fixed shelf on **left**, front locking lateral drawer with box drawer **center**, and two door storage with adjustable shelf on **right**. Low base.



Credenza*

CBYC31LB	20 x 96 x 27.5	100	277	34	\$6401	\$8003
----------	----------------	-----	-----	----	---------------	---------------

Freestanding credenza, two door storage with adjustable shelf on **left**, front locking lateral drawer with box drawer **center**, and open with fixed shelf on **right**. Low base.

Required Specifications

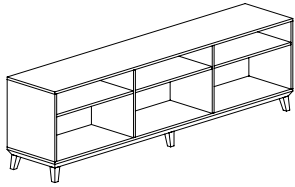
Veneer finish
Laminate finish

Optional Specifications

Lock
Handles
Wire management (C275)*

96"W FREESTANDING CREDENZAS - LOW BASE

MODEL#	DIMENSIONS	FREIGHT CLASS	WT/LBS.	CUBIC FT.	LAMINATE	VENEER
--------	------------	---------------	---------	-----------	----------	--------



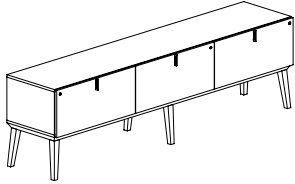
Credenza*

D x W x H						
CBYC32LB	20 x 96 x 27.5	125	277	34	\$6149	\$7688

Freestanding credenza, open with fixed shelf **left, center** and **right**. Low base.

96"W FREESTANDING CREDENZAS - HIGH BASE

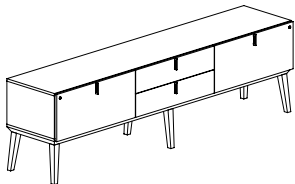
MODEL#	DIMENSIONS	FREIGHT CLASS	WT/LBS.	CUBIC FT.	LAMINATE	VENEER
--------	------------	---------------	---------	-----------	----------	--------



Credenza

CBYC11HB	20 x 96 x 27.5	125	264	34	\$7266	\$9084
----------	----------------	-----	-----	----	--------	--------

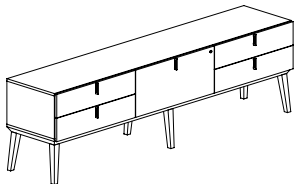
Freestanding credenza, three front locking lateral drawers. High base.



Credenza

CBYC12HB	20 x 96 x 27.5	125	263	34	\$7250	\$9064
----------	----------------	-----	-----	----	--------	--------

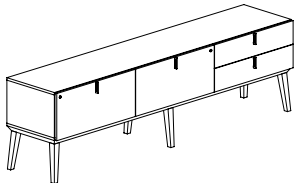
Freestanding credenza, front locking lateral drawer on **left**, two box drawers **center**, and front locking lateral drawer on **right**. High base.



Credenza

CBYC13HB	20 x 96 x 27.5	125	263	34	\$7235	\$9046
----------	----------------	-----	-----	----	--------	--------

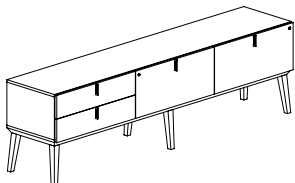
Freestanding credenza, two box drawers on **left**, front locking lateral drawer **center**, and two box drawers on **right**. High base.



Credenza

CBYC14HB	20 x 96 x 27.5	125	263	34	\$7250	\$9064
----------	----------------	-----	-----	----	--------	--------

Freestanding credenza, front locking lateral drawer on **left** and **center**, two box drawers on **right**. High base.



Credenza

CBYC15HB	20 x 96 x 27.5	125	263	34	\$7250	\$9064
----------	----------------	-----	-----	----	--------	--------

Freestanding credenza, two box drawers on **left** and front locking lateral drawer **center** and **right**. High base.

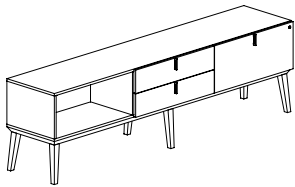
Required Specifications

Veneer finish
 Laminate finish

Optional Specifications

Wire management (C275)*

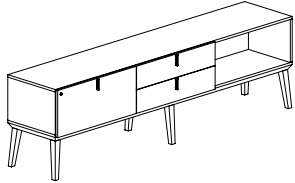
96"W FREESTANDING CREDENZAS - HIGH BASE



Credenza*

MODEL#	DIMENSIONS D x W x H	FREIGHT CLASS	WT/LBS.	CUBIC FT.	LAMINATE	VENEER
CBYC16HB	20 x 96 x 27.5	125	244	34	\$6781	\$8478

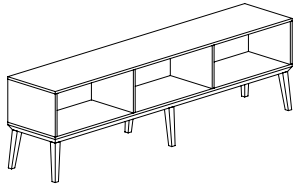
Freestanding credenza, open on **left**, two box drawers **center**, and front locking lateral drawer on **right**. High base.



Credenza*

CBYC17HB	20 x 96 x 27.5	125	244	34	\$6781	\$8478
----------	----------------	-----	-----	----	--------	--------

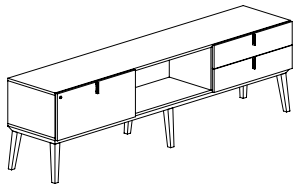
Freestanding credenza, front locking lateral drawer on **left**, two box drawers **center**, and open on **right**. High base.



Credenza*

CBYC18HB	20 x 96 x 27.5	125	206	34	\$5855	\$7321
----------	----------------	-----	-----	----	--------	--------

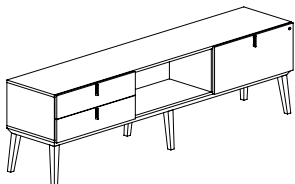
Freestanding credenza, open **left**, **center** and **right**. High base.



Credenza*

CBYC19HB	20 x 96 x 27.5	125	244	34	\$6781	\$8478
----------	----------------	-----	-----	----	--------	--------

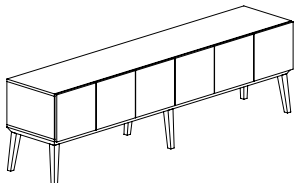
Freestanding credenza, front locking lateral drawer on **left**, open **center**, and two box drawers on **right**. High base.



Credenza*

CBYC20HB	20 x 96 x 27.5	125	244	34	\$6781	\$8478
----------	----------------	-----	-----	----	--------	--------

Freestanding credenza, two box drawers on **left**, open **center**, and front locking lateral drawer on **right**. High base.



Credenza**

CBYC21HB	20 x 96 x 27.5	125	230	34	\$6443	\$8054
----------	----------------	-----	-----	----	--------	--------

Freestanding storage credenza, six doors. High base.

Required Specifications

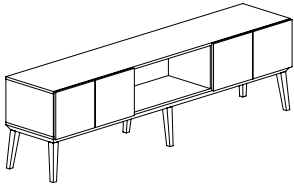
Veneer finish
Laminate finish

Optional Specifications

Wire management (C275)*
Lock**
Handles**

96"W FREESTANDING CREDENZAS - HIGH BASE

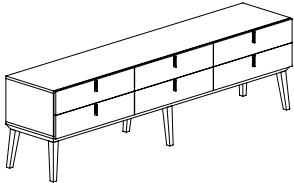
MODEL# DIMENSIONS FREIGHT CLASS WT/LBS. CUBIC FT. LAMINATE VENEER



Credenza**

D x W x H
 CBYC22HB 20 x 96 x 27.5 125 222 34 \$6295 \$7870

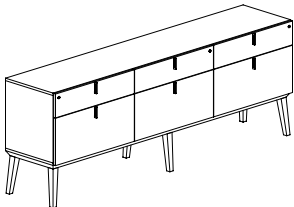
Freestanding storage credenza with two doors on **left**, open **center**, and two doors on **right**. High base.



Credenza

CBYC23HB 20 x 96 x 27.5 125 261 34 \$7220 \$9026

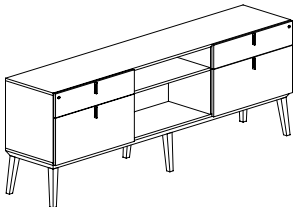
Freestanding credenza with six box drawers. High base.



Credenza

CBYC24HB 20 x 96 x 35 125 309 43 \$7951 \$9940

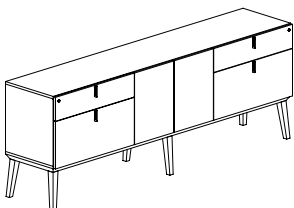
Freestanding credenza, front locking lateral drawer with box drawer **left**, **center** and **right**. High base.



Credenza

CBYC25HB 20 x 96 x 35 125 289 43 \$7250 \$9064

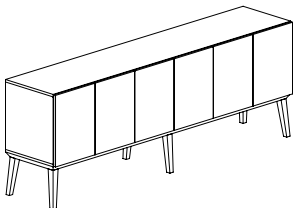
Freestanding credenza, front locking lateral drawer with box drawer on **left**, open with fixed shelf **center**, and front locking lateral drawer with box drawer on **right**. High base.



Credenza*

CBYC26HB 20 x 96 x 35 125 301 43 \$7395 \$9246

Freestanding credenza, front locking lateral drawer with box drawer on **left**, two door storage with adjustable shelf **center**, and front locking lateral drawer with box drawer on **right**. High base.



Credenza*

CBYC27HB 20 x 96 x 35 125 286 43 \$6882 \$8604

Freestanding storage credenza, six doors with three adjustable shelves. High base.

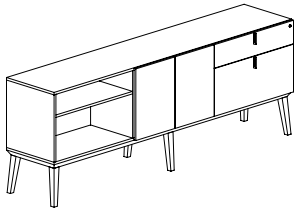
Required Specifications

Veneer finish
 Laminate finish

Optional Specifications

Lock*
 Handles*
 Wire management (C275)**

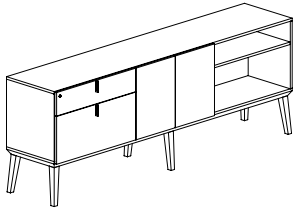
96"W FREESTANDING CREDENZAS - HIGH BASE



Credenza*

MODEL#	DIMENSIONS D x W x H	FREIGHT CLASS	WT/LBS.	CUBIC FT.	LAMINATE	VENEER
CBYC28HB	20 x 96 x 35	125	282	43	\$6694	\$8370

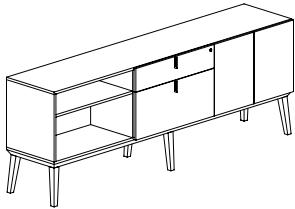
Freestanding credenza, open with fixed shelf on **left**, two door storage with adjustable shelf **center**, and front locking lateral drawer with box drawer on **right**. High base.



Credenza*

CBYC29HB	20 x 96 x 35	125	282	43	\$6694	\$8370
----------	--------------	-----	-----	----	---------------	---------------

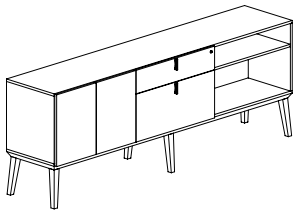
Freestanding credenza, front locking lateral drawer with box drawer on **left**, two door storage with adjustable shelf **center**, and open with fixed shelf on **right**. High base.



Credenza*

CBYC30HB	20 x 96 x 35	125	282	43	\$6694	\$8370
----------	--------------	-----	-----	----	---------------	---------------

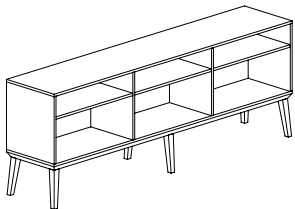
Freestanding credenza, open with fixed shelf on **left**, front locking lateral drawer with box drawer **center**, and two door storage with adjustable shelf on **right**. High base.



Credenza*

CBYC31HB	20 x 96 x 35	125	282	43	\$6694	\$8370
----------	--------------	-----	-----	----	---------------	---------------

Freestanding credenza, two door storage with adjustable shelf on **left**, front locking lateral drawer with box drawer **center**, and open with fixed shelf on **right**. High base.



Credenza

CBYC32HB	20 x 96 x 35	150	250	43	\$6442	\$8054
----------	--------------	-----	-----	----	---------------	---------------

Freestanding credenza, open with fixed shelf **left**, **center** and **right**. High base.

Required Specifications

Veneer finish
Laminate finish

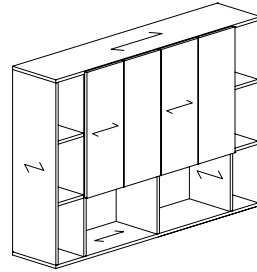
Optional Specifications

Veneer back panel

32"W AND 64"W STACK-ON BOOKCASES AND STORAGE CABINETS

D x W x H

- All Stack-on Bookcases and Storage Cabinets are shipped assembled.
- Stack-on units are designed to be placed and installed on top of the Credenzas with Low or High Base.
- Stack on Units are available in three heights 29.5", 44" and 58.5". For the overall height, please see page A.7.
- Back Panels of the Stack-on units are made of LP solid color laminate.
- Optional locking on doors (Storage units) is available (see Accessories section)

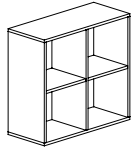


Note - Arrow indicates grain direction

32"W STACK-ON BOOKCASES

MODEL# DIMENSIONS FREIGHT CLASS WT/LBS. CUBIC FT. LAMINATE VENEER

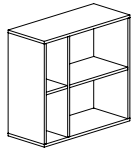
D x W x H



Stack-on Bookcase

CBYS1 14.5 x 32 x 29.5 125 69 9 \$1978 \$2473

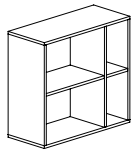
Two-high stack-on bookcase with symmetrical 16" wide openings, fixed shelves. LP laminate back.



Stack-on Bookcase

CBYS2L 14.5 x 32 x 29.5 125 69 9 \$1978 \$2473

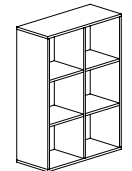
Two-high stack-on bookcase with asymmetrical openings - **8" left / 24" right**, fixed shelves. LP laminate back.



Stack-on Bookcase

CBYS2R 14.5 x 32 x 29.5 125 69 9 \$1978 \$2473

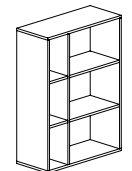
Two-high stack-on bookcase with asymmetrical openings - **24" left / 8" right**, fixed shelves. LP laminate back.



Stack-on Bookcase

CBYS3 14.5 x 32 x 44 125 95 14 \$2709 \$3387

Three-high stack-on bookcase with symmetrical 16" wide openings, fixed shelves. LP laminate back.



Stack-on Bookcase

CBYS4L 14.5 x 32 x 44 125 95 14 \$2709 \$3387

Three-high stack-on bookcase with asymmetrical openings - **8" left / 24" right**, fixed shelves. LP laminate back.

Required Specifications

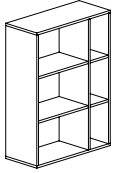
Veneer finish
Laminate finish

Optional Specifications

Veneer back panel

32"W STACK-ON BOOKCASES

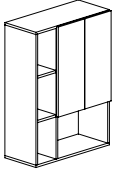
MODEL# DIMENSIONS FREIGHT CLASS WT/LBS. CUBIC FT. LAMINATE VENEER



Stack-on Bookcase

	D x W x H						
CBYS4R	14.5 x 32 x 44	125	95	14	\$2709	\$3387	

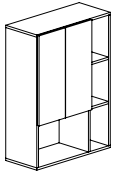
Three-high stack-on bookcase with asymmetrical openings - **24" left / 8" right**, fixed shelves. LP laminate back.



Stack-on Bookcase*

CBYS5L	14.5 x 32 x 44	125	106	14	\$3208	\$4013	
--------	----------------	-----	-----	----	---------------	---------------	--

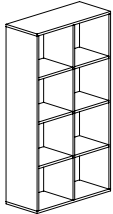
Three-high stack-on bookcase with asymmetrical openings - **8" left / 24" right**, fixed shelves, two door storage upper right with one adjustable shelf. LP laminate back.



Stack-on Bookcase*

CBYS5R	14.5 x 32 x 44	125	106	14	\$3208	\$4013	
--------	----------------	-----	-----	----	---------------	---------------	--

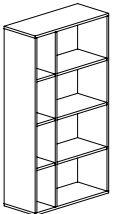
Three-high stack-on bookcase with asymmetrical openings - **24" left / 8" right**, fixed shelves, two door storage upper left with one adjustable shelf. LP laminate back.



Stack-on Bookcase

CBYS6	14.5 x 32 x 58.5	125	111	18	\$3588	\$4487	
-------	------------------	-----	-----	----	---------------	---------------	--

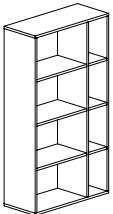
Four-high stack-on bookcase with symmetrical 16" wide openings, fixed shelves. LP laminate back.



Stack-on Bookcase

CBYS7L	14.5 x 32 x 58.5	125	111	18	\$3588	\$4487	
--------	------------------	-----	-----	----	---------------	---------------	--

Four-high stack-on bookcase with asymmetrical openings - **8" left / 24" right**, fixed shelves. LP laminate back.



Stack-on Bookcase

CBYS7R	14.5 x 32 x 58.5	125	111	18	\$3588	\$4487	
--------	------------------	-----	-----	----	---------------	---------------	--

Four-high stack-on bookcase with asymmetrical openings - **24" left / 8" right**, fixed shelves. LP laminate back.

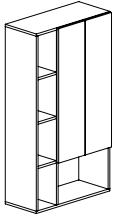
Required Specifications

Veneer finish
Laminate finish

Optional Specifications

Lock*
Handles*
Veneer back panel

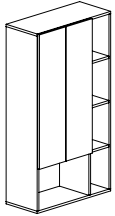
32"W STACK-ON BOOKCASES



Stack-on Bookcase*

MODEL#	DIMENSIONS	FREIGHT CLASS	WT/LBS.	CUBIC FT.	LAMINATE	VENEER
	D x W x H					
CBYS8L	14.5 x 32 x 58.5	125	129	18	\$4350	\$5441

Four-high stack-on bookcase with asymmetrical openings - **8" left / 24" right**, fixed shelves. two door storage upper right with two adjustable shelves. LP laminate back.

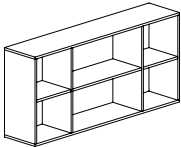


Stack-on Bookcase*

CBYS8R	14.5 x 32 x 58.5	125	129	18	\$4350	\$5441
--------	------------------	-----	-----	----	---------------	---------------

Four-high stack-on bookcase with asymmetrical openings - **24" left / 8" right**, fixed shelves. two door storage upper left with two adjustable shelves. LP laminate back.

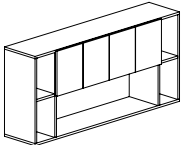
64"W STACK-ON BOOKCASES



Stack-on Bookcase

MODEL#	DIMENSIONS	FREIGHT CLASS	WT/LBS.	CUBIC FT.	LAMINATE	VENEER
CBYS9	14.5 x 64 x 29.5	125	119	18	\$3442	\$4304

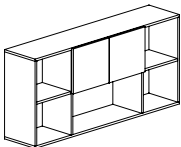
Two-high stack-on bookcase, 32" open fixed shelf center, 16" open fixed shelves on either side. LP laminate back.



Stack-on Bookcase*

CBYS10	14.5 x 64 x 29.5	125	134	18	\$4071	\$5091
--------	------------------	-----	-----	----	---------------	---------------

Two-high stack-on bookcase, four door storage upper center, 48" open fixed shelf lower center, and 8" open fixed shelves on either side. LP laminate back.



Stack-on Bookcase*

CBYS11	14.5 x 64 x 29.5	125	127	18	\$3825	\$4784
--------	------------------	-----	-----	----	---------------	---------------

Two-high stack-on bookcase, two door storage upper center, 32" open fixed shelves center, and 16" open fixed shelves on either side. LP laminate back.

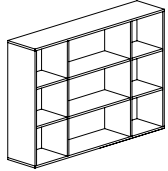
Required Specifications

Veneer finish
 Laminate finish

Optional Specifications

Lock*
 Handles*
 Veneer back panel

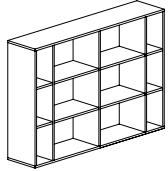
64"W STACK-ON BOOKCASES



Stack-on Bookcase

MODEL#	DIMENSIONS D x W x H	FREIGHT CLASS	WT/LBS.	CUBIC FT.	LAMINATE	veneer
CBYS12	14.5 x 64 x 44	125	164	27	\$4837	\$6047

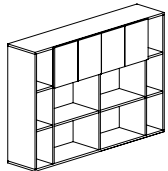
Three-high stack-on bookcase, 32" open fixed shelves center, 16" open fixed shelves on either side. LP laminate back.



Stack-on Bookcase

CBYS13	14.5 x 64 x 44	125	174	27	\$5100	\$6376
--------	----------------	-----	-----	----	---------------	---------------

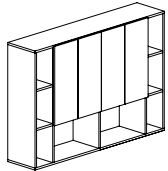
Three-high stack-on bookcase, two 24" open fixed shelves center, 8" open fixed shelves on either side. LP laminate back.



Stack-on Bookcase*

CBYS14	14.5 x 64 x 44	125	186	27	\$5802	\$7253
--------	----------------	-----	-----	----	---------------	---------------

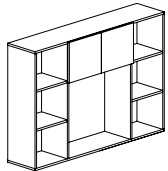
Three-high stack-on bookcase, four door storage upper center, two 24" open fixed shelves lower center, 8" open fixed shelves on either side. LP laminate back.



Stack-on Bookcase*

CBYS15	14.5 x 64 x 44	125	198	27	\$6163	\$7706
--------	----------------	-----	-----	----	---------------	---------------

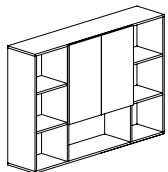
Three-high stack-on bookcase, four door storage upper center, two 24" open fixed shelves lower center, 8" open fixed shelves on either side. LP laminate back.



Stack-on Bookcase*

CBYS16	14.5 x 64 x 44	125	172	27	\$5214	\$6520
--------	----------------	-----	-----	----	---------------	---------------

Three-high stack-on bookcase, two door storage upper center, 32" open shelf lower center, 16" open fixed shelves on either side. LP laminate back.



Stack-on Bookcase*

CBYS17	14.5 x 64 x 44	125	172	27	\$5461	\$6829
--------	----------------	-----	-----	----	---------------	---------------

Three-high stack-on bookcase, two door storage upper center with adjustable shelf, 32" open fixed shelf lower center, 16" open fixed shelves on either side. LP laminate back.

Required Specifications

Veneer finish
Laminate finish

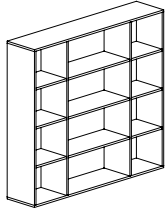
Optional Specifications

Lock*
Handles*
Veneer back panel

64"W STACK-ON BOOKCASES

MODEL# DIMENSIONS FREIGHT CLASS WT/LBS. CUBIC FT. LAMINATE VENEER

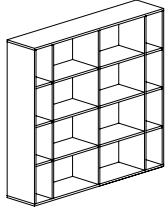
D x W x H



Stack-on Bookcase

CBYS18 14.5 x 64 x 58.5 150 208 35 \$6224 \$7782

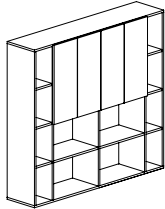
Four-high stack-on bookcase, 32" open fixed shelves center, 16" open fixed shelves on either side. LP laminate back.



Stack-on Bookcase

CBYS19 14.5 x 64 x 58.5 125 222 35 \$6665 \$8332

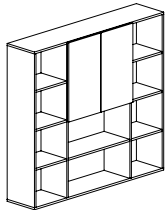
Four-high stack-on bookcase, two 24" open fixed shelves center, 8" open fixed shelves on either side. LP laminate back.



Stack-on Bookcase*

CBYS20 14.5 x 64 x 58.5 125 245 35 \$7659 \$9576

Four-high stack-on bookcase, four door storage upper center, with adjustable shelves, two 24" open fixed shelves lower center, 8" open fixed shelves on either side. LP laminate back.



Stack-on Bookcase*

CBYS21 14.5 x 64 x 58.5 125 224 35 \$6720 \$8401

Four-high stack-on bookcase, two door storage upper center, with adjustable shelf, 32" open fixed shelf lower center, 16" open fixed shelves on either side. LP laminate back.

Required Specifications

Veneer finish
 Laminate finish

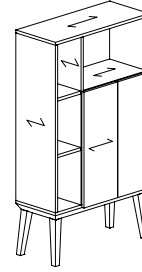
Optional Specifications

Lock*
 Handles*
 Veneer back panel

32"W AND 64"W FREESTANDING BOOKCASES AND STORAGE CABINETS

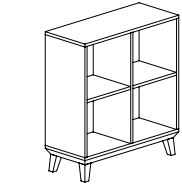
D x W x H

- All Bookcases and Storage cabinets are shipped assembled.
- Bookcases and Storage cabinets are available in two base heights: 4" (xxLB = Low Base) or 11.5" (xxHB = High Base)
- Back Panels of the Bookcases and storage cabinets are made of LP solid color laminate.
- Optional locking on doors (Storage units) is available (see Accessories section).



Note - Arrow indicates grain direction

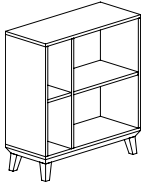
32"W FREESTANDING BOOKCASES - LOW BASE



Freestanding Bookcase

MODEL#	DIMENSIONS	FREIGHT CLASS	WT/LBS.	CUBIC FT.	LAMINATE	VENEER
CBYB1LB	14.5 x 32 x 35.5	100	101	11	\$2563	\$3205

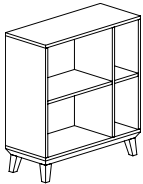
Freestanding two-high bookcase with symmetrical 16" wide openings, fixed shelves. Low base. LP Laminate back.



Freestanding Bookcase

CBYB2LLB	14.5 x 32 x 35.5	100	101	11	\$2563	\$3205
----------	------------------	-----	-----	----	--------	--------

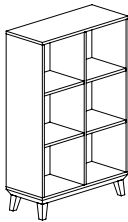
Freestanding two-high bookcase with asymmetrical openings - **8" left / 24" right**, fixed shelves. Low base. LP laminate back.



Freestanding Bookcase

CBYB2RLB	14.5 x 32 x 35.5	100	101	11	\$2563	\$3205
----------	------------------	-----	-----	----	--------	--------

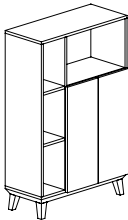
Freestanding two-high bookcase with asymmetrical openings - **24" left / 8" right**, fixed shelves. Low base. LP laminate back.



Freestanding Bookcase

CBYB3LB	14.5 x 32 x 50	125	119	15	\$3297	\$4122
---------	----------------	-----	-----	----	--------	--------

Freestanding three-high bookcase with symmetrical 16" wide openings, fixed shelves. Low base. LP Laminate back.



Freestanding Bookcase*

CBYB4LLB	14.5 x 32 x 50	100	138	15	\$3796	\$4746
----------	----------------	-----	-----	----	--------	--------

Freestanding three-high bookcase with asymmetrical openings - **8" left / 24" right**, fixed shelves, two door storage lower right with one adjustable shelf. Low base. LP Laminate back.

Required Specifications

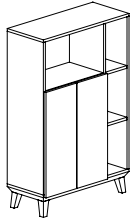
- Veneer finish
- Laminate finish

Optional Specifications

- Lock*
- Handles*
- Veneer back panel

32"W FREESTANDING BOOKCASES - LOW BASE

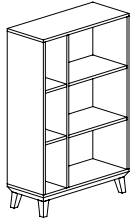
MODEL# DIMENSIONS FREIGHT CLASS WT/LBS. CUBIC FT. LAMINATE VENEER



Freestanding Bookcase*

	D x W x H						
CBYB4RLB	14.5 x 32 x 50	100	138	15	\$3796	\$4746	

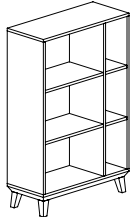
Freestanding three-high bookcase with asymmetrical openings - **24" left / 8" right**, fixed shelves, two door storage lower left with one adjustable shelf. Low base. LP Laminate back.



Freestanding Bookcase

CBYB5LLB	14.5 x 32 x 50	100	126	15	\$3297	\$4122	
----------	----------------	-----	-----	----	--------	--------	--

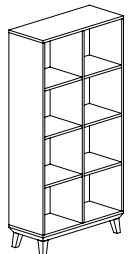
Freestanding three-high bookcase with asymmetrical openings - **8" left / 24" right**, fixed shelves. Low base. LP Laminate back.



Freestanding Bookcase

CBYB5RLB	14.5 x 32 x 50	100	126	15	\$3297	\$4122	
----------	----------------	-----	-----	----	--------	--------	--

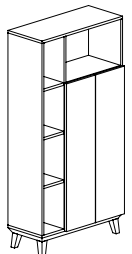
Freestanding three-high bookcase with asymmetrical openings - **24" left / 8" right**, fixed shelves. Low base. LP Laminate back.



Freestanding Bookcase

CBYB6LB	14.5 x 32 x 64	125	152	20	\$4175	\$5219	
---------	----------------	-----	-----	----	--------	--------	--

Freestanding four-high bookcase with symmetrical 16" wide openings, fixed shelves. Low base. LP Laminate back.



Freestanding Bookcase*

CBYB7LLB	14.5 x 32 x 64	100	169	20	\$4937	\$6173	
----------	----------------	-----	-----	----	--------	--------	--

Freestanding four-high bookcase with asymmetrical openings - **8" left / 24" right**, fixed shelves, two door storage lower right with two adjustable shelves. Low base. LP Laminate back.

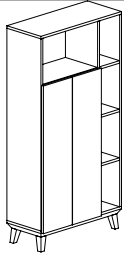
Required Specifications

Veneer finish
 Laminate finish

Optional Specifications

Lock*
 Handles*
 Veneer back panel

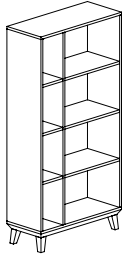
32"W FREESTANDING BOOKCASES - LOW BASE



Freestanding Bookcase*

MODEL#	DIMENSIONS D x W x H	FREIGHT CLASS	WT/LBS.	CUBIC FT.	LAMINATE	VENEER
CBYB7RLB	14.5 x 32 x 64	100	169	20	\$4937	\$6173

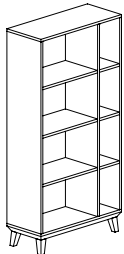
Freestanding four-high bookcase with asymmetrical openings - **24" left / 8" right**, fixed shelves, two door storage lower left with two adjustable shelves. Low base. LP Laminate back.



Freestanding Bookcase

CBYB8LLB	14.5 x 32 x 64	125	152	20	\$4175	\$5219
----------	----------------	-----	-----	----	---------------	---------------

Freestanding four-high bookcase with asymmetrical openings - **8" left / 24" right**, fixed shelves. Low base. LP Laminate back.

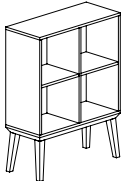


Freestanding Bookcase

CBYB8RLB	14.5 x 32 x 64	125	152	20	\$4175	\$5219
----------	----------------	-----	-----	----	---------------	---------------

Freestanding four-high bookcase with asymmetrical openings - **24" left / 8" right**, fixed shelves. Low base. LP Laminate back.

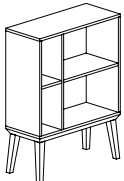
32"W FREESTANDING BOOKCASES - HIGH BASE



Freestanding Bookcase

MODEL#	DIMENSIONS	FREIGHT CLASS	WT/LBS.	CUBIC FT.	LAMINATE	VENEER
CBYB1HB	14.5 x 32 x 42.75	100	106	13	\$2856	\$3571

Freestanding two-high bookcase with symmetrical 16" wide openings, fixed shelves. High base. LP Laminate back.



Freestanding Bookcase

CBYB2LHB	14.5 x 32 x 42.75	100	106	13	\$2856	\$3571
----------	-------------------	-----	-----	----	---------------	---------------

Freestanding two-high bookcase with asymmetrical openings - **8" left / 24" right**, fixed shelves. High base. LP laminate back.

Required Specifications

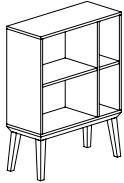
Veneer finish
Laminate finish

Optional Specifications

Lock*
Handles*
Veneer back panel

32"W FREESTANDING BOOKCASES - HIGH BASE

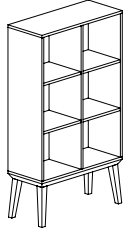
MODEL# DIMENSIONS FREIGHT CLASS WT/LBS. CUBIC FT. LAMINATE VENEER



Freestanding Bookcase

		D x W x H					
CBYB2RHB		14.5 x 32 x 42.75	100	106	13	\$2856	\$3571

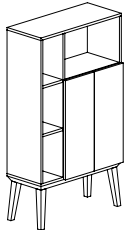
Freestanding two-high bookcase with asymmetrical openings - **24" left / 8" right**, fixed shelves. High base. LP laminate back.



Freestanding Bookcase

CBYB3HB		14.5 x 32 x 57	125	119	18	\$3588	\$4487
---------	--	----------------	-----	-----	----	--------	--------

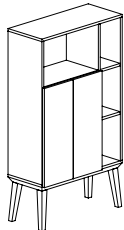
Freestanding three-high bookcase with symmetrical 16" wide openings, fixed shelves. High base. LP Laminate back.



Freestanding Bookcase*

CBYB4LHB		14.5 x 32 x 57	125	143	18	\$4088	\$5111
----------	--	----------------	-----	-----	----	--------	--------

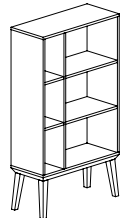
Freestanding three-high bookcase with asymmetrical openings - **8" left / 24" right**, fixed shelves, two door storage lower right with one adjustable shelf. High base. LP Laminate back.



Freestanding Bookcase*

CBYB4RHB		14.5 x 32 x 57	125	143	18	\$4088	\$5111
----------	--	----------------	-----	-----	----	--------	--------

Freestanding three-high bookcase with asymmetrical openings - **24" left / 8" right**, fixed shelves, two door storage lower right with one adjustable shelf. High base. LP Laminate back.



Freestanding Bookcase

CBYB5LHB		14.5 x 32 x 57	125	131	18	\$3588	\$4487
----------	--	----------------	-----	-----	----	--------	--------

Freestanding three-high bookcase with asymmetrical openings - **8" left / 24" right**, fixed shelves. High base. LP Laminate back.

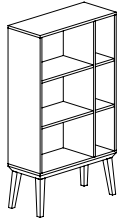
Required Specifications

Veneer finish
 Laminate finish

Optional Specifications

Lock*
 Handles*
 Veneer back panel

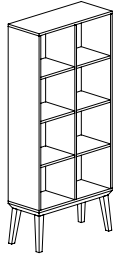
32"W FREESTANDING BOOKCASES - HIGH BASE



Freestanding Bookcase

MODEL#	DIMENSIONS D x W x H	FREIGHT CLASS	WT/LBS.	CUBIC FT.	LAMINATE	VENEER
CBYB5RHB	14.5 x 32 x 57	125	131	18	\$3588	\$4487

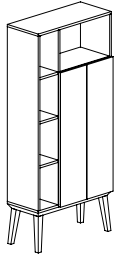
Freestanding three-high bookcase with asymmetrical openings - **24" left / 8" right**, fixed shelves. High base. LP Laminate back.



Freestanding Bookcase

CBYB6HB	14.5 x 32 x 71.5	125	157	22	\$4467	\$5585
---------	------------------	-----	-----	----	---------------	---------------

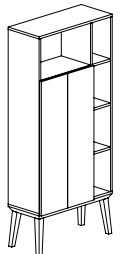
Freestanding four-high bookcase with symmetrical 16" wide openings, fixed shelves. High base. LP Laminate back.



Freestanding Bookcase*

CBYB7LHB	14.5 x 32 x 71.5	125	174	22	\$5230	\$6539
----------	------------------	-----	-----	----	---------------	---------------

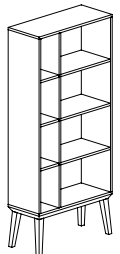
Freestanding four-high bookcase with asymmetrical openings - **8" left / 24" right**, fixed shelves, two door storage lower right with two adjustable shelves. High base. LP Laminate back.



Freestanding Bookcase*

CBYB7RHB	14.5 x 32 x 71.5	125	174	22	\$5230	\$6539
----------	------------------	-----	-----	----	---------------	---------------

Freestanding four-high bookcase with asymmetrical openings - **24" left / 8" right**, fixed shelves, two door storage lower left with two adjustable shelves. High base. LP Laminate back.



Freestanding Bookcase

CBYB8LHB	14.5 x 32 x 71.5	125	157	22	\$4467	\$5585
----------	------------------	-----	-----	----	---------------	---------------

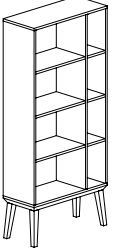
Freestanding four-high bookcase with asymmetrical openings - **8" left / 24" right**, fixed shelves. High base. LP Laminate back.

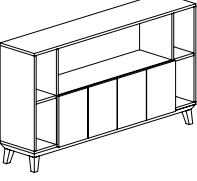
Required Specifications

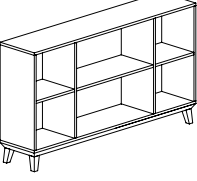
Veneer finish
Laminate finish

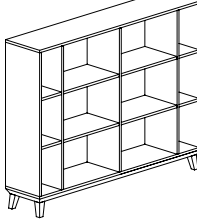
Optional Specifications

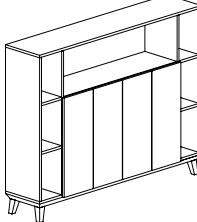
Lock*
Handles*
Veneer back panel

32"W FREESTANDING BOOKCASES - HIGH BASE	MODEL#	DIMENSIONS	FREIGHT CLASS	WT/LBS.	CUBIC FT.	LAMINATE	veneer
		D x W x H					
	CBYB8RHB	14.5 x 32 x 71.5	125	157	22	\$4467	\$5585
Freestanding Bookcase	Freestanding four-high bookcase with asymmetrical openings - 24" left / 8" right , fixed shelves. High base. LP Laminate back.						

64"W FREESTANDING BOOKCASES - LOW BASE	MODEL#	DIMENSIONS	FREIGHT CLASS	WT/LBS.	CUBIC FT.	LAMINATE	veneer
							
	CBYB9LB	14.5 x 64 x 35.5	100	177	21	\$4660	\$5826
Freestanding Bookcase*	Freestanding two-high bookcase with four door storage lower center, 48" open fixed upper shelf and 8" open fixed shelves on either side. Low base. LP Laminate back.						

							
	CBYB10LB	14.5 x 64 x 35.5	125	162	21	\$4028	\$5036
Freestanding Bookcase	Freestanding two-high bookcase, 32" open fixed shelf center, and 16" open fixed shelves on either side. Low base. LP Laminate back.						

							
	CBYB11LB	14.5 x 64 x 50	125	217	30	\$4290	\$5364
Freestanding Bookcase	Freestanding three-high bookcase, two 24" open fixed shelves center, and 8" open fixed shelves on either side. Low base. LP Laminate back.						

							
	CBYB12LB	14.5 x 64 x 50	125	237	30	\$6750	\$8439
Freestanding Bookcase*	Freestanding three-high bookcase, four door storage lower center with adjustable shelves, 48" open fixed shelf upper, and 8" open fixed shelves on either side. Low base. LP Laminate back.						

Required Specifications

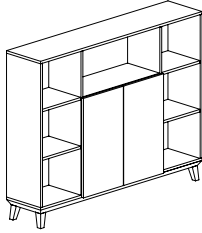
Veneer finish
 Laminate finish

Optional Specifications

Lock*
 Handles*
 Veneer back panel

64"W FREESTANDING BOOKCASES - LOW BASE

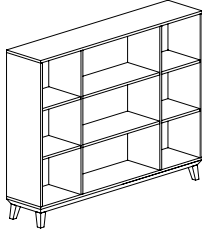
MODEL# DIMENSIONS FREIGHT CLASS WT/LBS. CUBIC FT. LAMINATE VENEER



Freestanding Bookcase*

CBYB13LB	14.5 x 64 x 50	125	223	30	\$6049	\$7562
----------	----------------	-----	-----	----	---------------	---------------

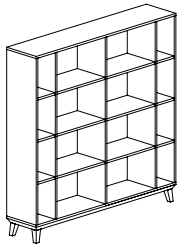
Freestanding three-high bookcase, two door storage lower center with adjustable shelves, 32" open fixed shelf upper, and 8" open fixed shelves on either side. Low base. LP Laminate back.



Freestanding Bookcase

CBYB14LB	14.5 x 64 x 50	125	207	30	\$5416	\$6772
----------	----------------	-----	-----	----	---------------	---------------

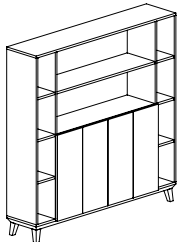
Freestanding three-high bookcase, 32" open fixed shelves center, and 16" open fixed shelves on either side. Low base. LP Laminate back.



Freestanding Bookcase

CBYB15LB	14.5 x 64 x 64	125	265	38	\$7250	\$9064
----------	----------------	-----	-----	----	---------------	---------------

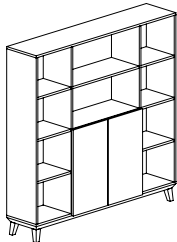
Freestanding four-high bookcase, two 24" open fixed shelves center, and 8" open fixed shelves on either side. Low base. LP Laminate back.



Freestanding Bookcase*

CBYB16LB	14.5 x 64 x 64	125	281	38	\$8244	\$10307
----------	----------------	-----	-----	----	---------------	----------------

Freestanding four-high bookcase, four door storage lower center with adjustable shelves, 48" open fixed upper shelves, and 8" open fixed shelves on either side. Low base. LP Laminate back.



Freestanding Bookcase*

CBYB17LB	14.5 x 64 x 64	125	267	38	\$7304	\$9133
----------	----------------	-----	-----	----	---------------	---------------

Freestanding four-high bookcase, two door storage lower center with adjustable shelves, 32" open fixed upper shelves, and 8" open fixed shelves on either side. Low base. LP Laminate back.

Required Specifications

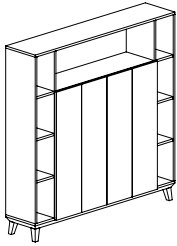
Veneer finish
Laminate finish

Optional Specifications

Lock*
Handles*
Veneer back panel

64"W FREESTANDING BOOKCASES - LOW BASE

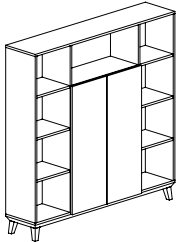
MODEL# DIMENSIONS FREIGHT CLASS WT/LBS. CUBIC FT. LAMINATE VENEER



Freestanding Bookcase*

		D x W x H					
CBYB18LB		14.5 x 64 x 64	125	295	38	\$8391	\$10490

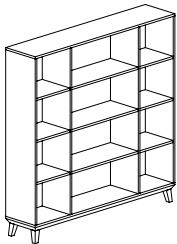
Freestanding four-high bookcase, four door storage lower center with adjustable shelves, 48" open fixed upper shelf, and 8" open fixed shelves on either side. Low base. LP Laminate back.



Freestanding Bookcase*

CBYB19LB		14.5 x 64 x 64	125	275	38	\$7453	\$9317
----------	--	----------------	-----	-----	----	--------	--------

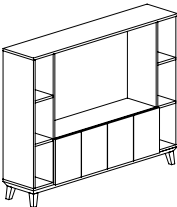
Freestanding four-high bookcase, four door storage lower center with adjustable shelves, 32" open fixed upper shelf, and 16" open fixed shelves on either side. Low base. LP Laminate back.



Freestanding Bookcase

CBYB20LB		14.5 x 64 x 64	125	251	38	\$6812	\$8516
----------	--	----------------	-----	-----	----	--------	--------

Freestanding four-high bookcase, 32" open fixed shelves center, and 16" open fixed shelves on either side. Low base. LP Laminate back.



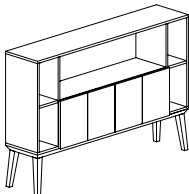
Freestanding Media Cabinet*

CBYTV1LB		14.5 x 64 x 50	125	222	30	\$6387	\$7984
----------	--	----------------	-----	-----	----	--------	--------

Freestanding media cabinet, 48" wide two high opening can accommodate up to a 50" monitor, four door storage lower center, 8" open fixed shelf center on either side. Monitor mount is optional. Please see accessories. Low base. LP Laminate back.

64"W FREESTANDING BOOKCASES - HIGH BASE

MODEL# DIMENSIONS FREIGHT CLASS WT/LBS. CUBIC FT. LAMINATE VENEER



Freestanding Bookcase*

CBYB9HB		14.5 x 64 x 42.75	125	182	26	\$4953	\$6192
---------	--	-------------------	-----	-----	----	--------	--------

Freestanding two-high bookcase with four door storage lower center, 48" open fixed upper shelf and 8" open fixed shelves on either side. High base. LP Laminate back.

Required Specifications

Veneer finish
 Laminate finish

Optional Specifications

Lock*
 Handles*
 Veneer back panel

64"W FREESTANDING BOOKCASES - HIGH BASE

MODEL# DIMENSIONS FREIGHT CLASS WT/LBS. CUBIC FT. LAMINATE VENEER

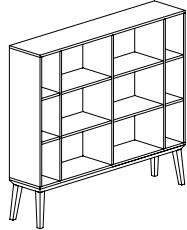
D x W x H



Freestanding Bookcase

CBYB10HB	14.5 x 64 x 42.75	125	167	26	\$4321	\$5403
----------	-------------------	-----	-----	----	---------------	---------------

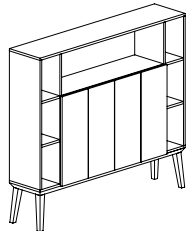
Freestanding two-high bookcase, 32" open fixed shelf center, and 16" open fixed shelves on either side. High base. LP Laminate back.



Freestanding Bookcase

CBYB11HB	14.5 x 64 x 57	125	222	34	\$4583	\$5730
----------	----------------	-----	-----	----	---------------	---------------

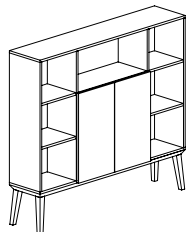
Freestanding three-high bookcase, two 24" open fixed shelves center, and 8" open fixed shelves on either side. High base. LP Laminate back.



Freestanding Bookcase*

CBYB12HB	14.5 x 64 x 57	125	242	34	\$7043	\$8806
----------	----------------	-----	-----	----	---------------	---------------

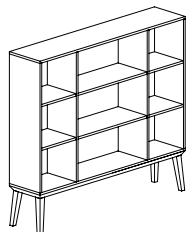
Freestanding three-high bookcase, four door storage lower center with adjustable shelves, 48" open fixed shelf upper, and 8" open fixed shelves on either side. High base. LP Laminate back.



Freestanding Bookcase*

CBYB13HB	14.5 x 64 x 57	125	228	34	\$6340	\$7927
----------	----------------	-----	-----	----	---------------	---------------

Freestanding three-high bookcase, two door storage lower center with adjustable shelves, 32" open fixed shelf upper, and 8" open fixed shelves on either side. High base. LP Laminate back.



Freestanding Bookcase

CBYB14HB	14.5 x 64 x 57	125	212	34	\$5710	\$7139
----------	----------------	-----	-----	----	---------------	---------------

Freestanding three-high bookcase, 32" open fixed shelves center, and 16" open fixed shelves on either side. High base. LP Laminate back.

Required Specifications

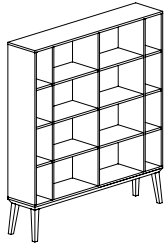
Veneer finish
Laminate finish

Optional Specifications

Lock*
Handles*
Veneer back panel

64"W FREESTANDING BOOKCASES - HIGH BASE

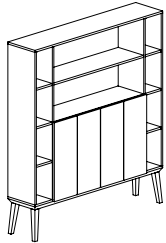
MODEL# DIMENSIONS FREIGHT CLASS WT/LBS. CUBIC FT. LAMINATE VENEER



Freestanding Bookcase

	D x W x H						
CBYB15HB	14.5 x 64 x 71.5	125	270	43	\$7543	\$9431	

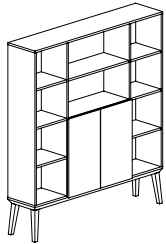
Freestanding four-high bookcase, two 24" open fixed shelves center, and 8" open fixed shelves on either side. High base. LP Laminate back.



Freestanding Bookcase*

CBYB16HB	14.5 x 64 x 71.5	125	286	43	\$8539	\$10675	
----------	------------------	-----	-----	----	--------	---------	--

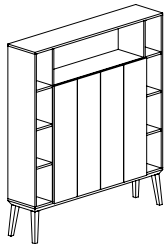
Freestanding four-high bookcase, four door storage lower center with adjustable shelves, 48" open fixed upper shelves, and 8" open fixed shelves on either side. High base. LP Laminate back.



Freestanding Bookcase*

CBYB17HB	14.5 x 64 x 71.5	125	272	43	\$7599	\$9500	
----------	------------------	-----	-----	----	--------	--------	--

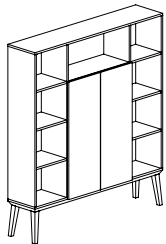
Freestanding four-high bookcase, two door storage lower center with adjustable shelves, 32" open fixed upper shelves, and 8" open fixed shelves on either side. High base. LP Laminate back.



Freestanding Bookcase*

CBYB18HB	14.5 x 64 x 71.5	125	300	43	\$8684	\$10857	
----------	------------------	-----	-----	----	--------	---------	--

Freestanding four-high bookcase, four door storage lower center with adjustable shelves, 48" open fixed upper shelf, and 8" open fixed shelves on either side. High base. LP Laminate back.



Freestanding Bookcase*

CBYB19HB	14.5 x 64 x 71.5	125	280	43	\$7746	\$9684	
----------	------------------	-----	-----	----	--------	--------	--

Freestanding four-high bookcase, four door storage lower center with adjustable shelves, 32" open fixed upper shelf, and 16" open fixed shelves on either side. High base. LP Laminate back.

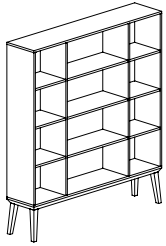
Required Specifications

Veneer finish
 Laminate finish

Optional Specifications

Lock*
 Handles*
 Veneer back panel

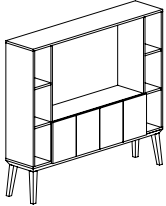
64"W FREESTANDING BOOKCASES - HIGH BASE



Freestanding Bookcase

MODEL#	DIMENSIONS	FREIGHT CLASS	WT/LBS.	CUBIC FT.	LAMINATE	VENEER
CBYB20HB	14.5 x 64 x 71.5	150	256	43	\$7103	\$8881

Freestanding four-high bookcase, 32" open fixed shelves center, and 16" open fixed shelves on either side. High base. LP Laminate back.

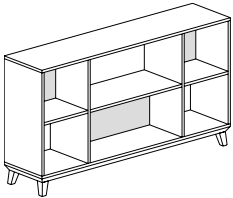


Freestanding Media Cabinet*

CBYTV1HB	14.5 x 64 x 57	125	227	34	\$6680	\$8349
----------	----------------	-----	-----	----	---------------	---------------

Freestanding media cabinet, 48" wide two high opening can accommodate up to a 50" monitor, four door storage lower center, 8" open fixed shelf center on either side. Monitor mount is optional. Please see accessories. High base. LP Laminate back.

ROOM DIVIDING BOOKCASES - LOW BASE



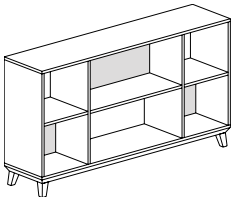
Freestanding Bookcase

MODEL#	DIMENSIONS	FREIGHT CLASS	WT/LBS.	CUBIC FT.	LAMINATE	VENEER
CBYB28LB	15 x 64 x 35	125	162	21	\$5765	\$7209

Shaded areas indicate closed cavities.

Freestanding two-high bookcase for use in open plan areas as space division. Low base. LP laminate back.

- Two 24" fixed shelves in center. Top cavity is open as a pass-through, bottom cavity is closed.
- 8" fixed shelves on either side. Top cavity is closed, bottom is open as a pass-through.



Freestanding Bookcase

CBYB29LB	15 x 64 x 35	125	162	21	\$5765	\$7209
----------	--------------	-----	-----	----	---------------	---------------

Shaded areas indicate closed cavities.

Freestanding two-high bookcase for use in open plan areas as space division. Low base. LP laminate back.

- Two 24" fixed shelves in center. Top cavity is closed, bottom cavity is open as a pass-through.
- 8" fixed shelves on either side. Top cavity is open as a pass-through, bottom is closed.



Freestanding Bookcase

CBYB26LB	15 x 64 x 49	125	217	30	\$6644	\$8307
----------	--------------	-----	-----	----	---------------	---------------

Shaded areas indicate closed cavities.

Freestanding three-high bookcase for use in open plan areas as space division. Low base. LP laminate back.

- Three 24" fixed shelves in center. Top and bottom cavities are closed, middle is open as a pass-through.
- Three 8" fixed shelves on either side. Top and bottom cavities are open as a pass-through, middle is closed.

Required Specifications

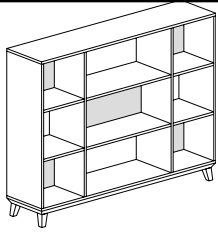
Veneer finish
Laminate finish

Optional Specifications

Lock*
Handles*
Veneer back panel

ROOM DIVIDING BOOKCASES - LOW BASE

MODEL# DIMENSIONS FREIGHT CLASS WT/LBS. CUBIC FT. LAMINATE VENEER



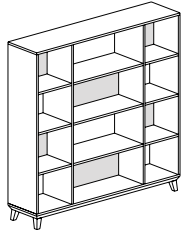
Freestanding Bookcase

D x W x H	
CBYB27LB	15 x 64 x 49

Shaded areas indicate closed cavities.

Freestanding three-high bookcase for use in open plan areas as space division. Low base. LP laminate back.

- Three 24" fixed shelves in center. Top and bottom cavities are open as a pass-through, middle is closed.
- Three 8" fixed shelves on either side. Top and bottom cavities are closed, middle is open as a pass-through.



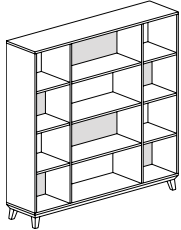
Freestanding Bookcase

CBYB22LB	15 x 64 x 64	125	265	38	\$8376	\$10471
----------	--------------	-----	-----	----	--------	---------

Shaded areas indicate closed cavities.

Freestanding four-high bookcase for use in open plan areas as space division. Low base. LP laminate back.

- Four 24" fixed shelves in center. Cavities alternate from top to bottom: open/closed/open/closed.
- Four 8" fixed shelves on either side. Cavities alternate from top to bottom: closed/open/closed/open.



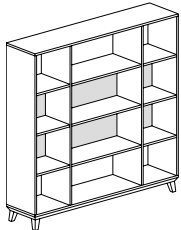
Freestanding Bookcase

CBYB23LB	15 x 64 x 64	125	265	38	\$8376	\$10471
----------	--------------	-----	-----	----	--------	---------

Shaded areas indicate closed cavities.

Freestanding four-high bookcase for use in open plan areas as space division. Low base. LP laminate back.

- Four 24" fixed shelves in center. Cavities alternate from top to bottom: closed/open/closed/open.
- Four 8" fixed shelves on either side. Cavities alternate from top to bottom: open/closed/open/closed.



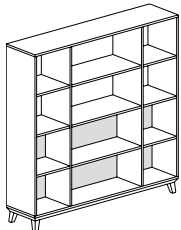
Freestanding Bookcase

CBYB24LB	15 x 64 x 64	125	265	38	\$8376	\$10471
----------	--------------	-----	-----	----	--------	---------

Shaded areas indicate closed cavities.

Freestanding four-high bookcase for use in open plan areas as space division. Low base. LP laminate back.

- Four 24" fixed shelves in center. Top and bottom cavities are open as a pass-through. Two middle cavities are closed.
- Four 8" fixed shelves on either side. Top and bottom cavities are closed. Two middle cavities are open as a pass-through.



Freestanding Bookcase

CBYB25LB	15 x 64 x 64	125	265	38	\$8376	\$10471
----------	--------------	-----	-----	----	--------	---------

Shaded areas indicate closed cavities.

Freestanding four-high bookcase for use in open plan areas as space division. Low base. LP laminate back.

- Four 24" fixed shelves in center. Top two cavities are open as a pass-through. Bottom two cavities are closed.
- Four 8" fixed shelves on either side. Top two cavities are open as a pass-through. Bottom two cavities are closed.

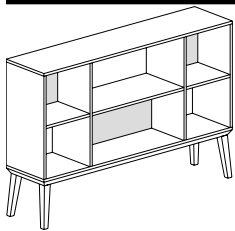
Required Specifications

Veneer finish
Laminate finish

Optional Specifications

Veneer back panel

ROOM DIVIDING BOOKCASES - HIGH BASE

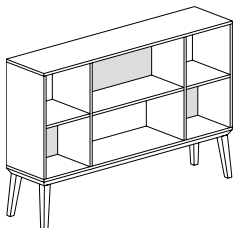


Freestanding Bookcase

MODEL#	DIMENSIONS D x W x H	FREIGHT CLASS	WT/LBS.	CUBIC FT.	LAMINATE	veneer
CBYB28HB	15 x 64 x 43	125	167	26	\$6049	\$7562

Shaded areas indicate closed cavities.

Freestanding two-high bookcase for use in open plan areas as space division. High base. LP laminate back.
 • Two 24" fixed shelves in center. Top cavity is open as a pass-through, bottom cavity is closed.
 • 8" fixed shelves on either side. Top cavity is closed, bottom is open as a pass-through.

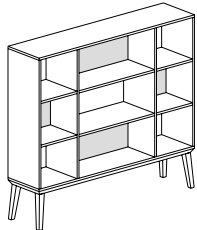


Freestanding Bookcase

CBYB29HB	15 x 64 x 43	125	167	26	\$6049	\$7562
----------	--------------	-----	-----	----	--------	--------

Shaded areas indicate closed cavities.

Freestanding two-high bookcase for use in open plan areas as space division. High base. LP laminate back.
 • Two 24" fixed shelves in center. Top cavity is closed, bottom cavity is open as a pass-through.
 • 8" fixed shelves on either side. Top cavity is open as a pass-through, bottom is closed.




Freestanding Bookcase

CBYB26HB	15 x 64 x 57	125	222	34	\$6923	\$8656
----------	--------------	-----	-----	----	--------	--------

Shaded areas indicate closed cavities.

Freestanding three-high bookcase for use in open plan areas as space division. High base. LP laminate back.
 • Three 24" fixed shelves in center. Top and bottom cavities are closed, middle is open as a pass-through.
 • Three 8" fixed shelves on either side. Top and bottom cavities are open as a pass-through, middle is closed.

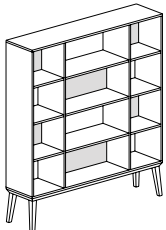


Freestanding Bookcase

CBYB27HB	15 x 64 x 57	125	222	34	\$6923	\$8656
----------	--------------	-----	-----	----	--------	--------

Shaded areas indicate closed cavities.

Freestanding three-high bookcase for use in open plan areas as space division. High base. LP laminate back.
 • Three 24" fixed shelves in center. Top and bottom cavities are open as a pass-through, middle is closed.
 • Three 8" fixed shelves on either side. Top and bottom cavities are closed, middle is open as a pass-through.



Freestanding Bookcase

CBYB22HB	15 x 64 x 72	125	270	43	\$8713	\$10894
----------	--------------	-----	-----	----	--------	---------

Shaded areas indicate closed cavities.

Freestanding four-high bookcase for use in open plan areas as space division. High base. LP laminate back.
 • Four 24" fixed shelves in center. Cavities alternate from top to bottom: open/closed/open/closed.
 • Four 8" fixed shelves on either side. Cavities alternate from top to bottom: closed/open/closed/open.

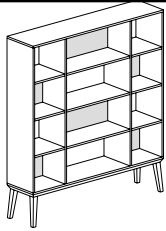
Required Specifications

Veneer finish
Laminate finish

Optional Specifications

Veneer back panel

ROOM DIVIDING BOOKCASES - HIGH BASE



Freestanding Bookcase

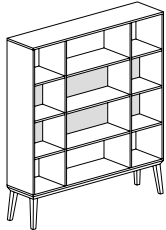
MODEL#	DIMENSIONS	FREIGHT CLASS	WT/LBS.	CUBIC FT.	LAMINATE	veneer
--------	------------	---------------	---------	-----------	----------	--------

D x W x H						
CBYB23HB	15 x 64 x 72	125	270	43	\$8713	\$10894

Shaded areas indicate closed cavities.

Freestanding four-high bookcase for use in open plan areas as space division. High base. LP laminate back.

- Four 24" fixed shelves in center. Cavities alternate from top to bottom: closed/open/closed/open.
- Four 8" fixed shelves on either side. Cavities alternate from top to bottom: open/closed/open/closed.



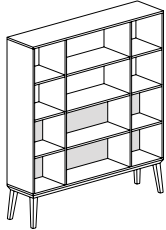
Freestanding Bookcase

CBYB24HB	15 x 64 x 72	125	270	43	\$8713	\$10894
----------	--------------	-----	-----	----	--------	---------

Shaded areas indicate closed cavities.

Freestanding four-high bookcase for use in open plan areas as space division. High base. LP laminate back.

- Four 24" fixed shelves in center. Top and bottom cavities are open as a pass-through. Two middle cavities are closed.
- Four 8" fixed shelves on either side. Top and bottom cavities are closed. Two middle cavities are open as a pass-through.



Freestanding Bookcase

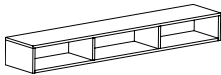
CBYB25HB	15 x 64 x 72	125	270	43	\$8713	\$10894
----------	--------------	-----	-----	----	--------	---------

Shaded areas indicate closed cavities.

Freestanding four-high bookcase for use in open plan areas as space division. High base. LP laminate back.

- Four 24" fixed shelves in center. Top two cavities are open as a pass-through. Bottom two cavities are closed.
- Four 8" fixed shelves on either side. Top two cavities are open as a pass-through. Bottom two cavities are closed.

FLOATING SHELF



Wall Mounted Open Storage

MODEL#	DIMENSIONS	FREIGHT CLASS	WT/LBS.	CUBIC FT.	LAMINATE	veneer
--------	------------	---------------	---------	-----------	----------	--------

CBYF096D12H8	12 x 96 x 8	125	78	10	\$2150	\$2688
CBYF064D12H8	12 x 64 x 8	125	50	8	\$1404	\$1758
CBYF032D12H8	12 x 32 x 8	100	35	4	\$1272	\$1593

To be used as a stand alone unit.

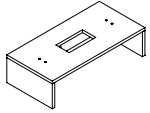
Required Specifications

Veneer finish
Laminate finish

Optional Specifications

Veneer back panel

ACCESSORIES

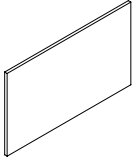


Riser Box*

MODEL#	DIMENSIONS D x W x H	FREIGHT CLASS	WT/LBS.	CUBIC FT.	LAMINATE	VENEER
CBYSPBOX2814	14 x 28 x 7.5	150	14	3	\$220	\$277
CBYSPBOX2014	14 x 20 x 7.5	250	2	1	\$405	\$508

Riser box for 20"H storage to support peninsula table. For wire pass through grommets, both top and back are included.

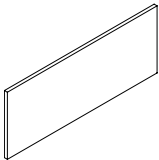
- CBYSPBOX2814 for use with 32"D peninsula tables and executive bridges.
- CBYSPBOX2014 for use with 24"D executive bridges



Hanging Wood Modesty Panel*

CBYCMPPW62H22	.75 x 62 x 22	100	28	3	\$836	\$1047
CBYCMPPW56H22	.75 x 56 x 22	100	26	3	\$779	\$976
CBYCMPPW50H22	.75 x 50 x 22	100	24	3	\$735	\$920
CBYCMPPW44H22	.75 x 44 x 22	92.5	22	2	\$675	\$845
CBYCMPPW38H22	.75 x 38 x 22	92.5	20	2	\$619	\$775

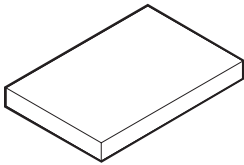
22" hanging wood modesty panel.



Hanging Wood Modesty Panel*

CBYCMPPW74H15	.75 x 74 x 15	100	24	3	\$860	\$1077
CBYCMPPW68H15	.75 x 68 x 15	125	23	3	\$811	\$1015
CBYCMPPW62H15	.75 x 62 x 15	92.5	21	2	\$811	\$1015
CBYCMPPW56H15	.75 x 56 x 15	92.5	20	2	\$755	\$945
CBYCMPPW50H15	.75 x 50 x 15	100	18	2	\$709	\$889
CBYCMPPW44H15	.75 x 44 x 15	100	17	2	\$648	\$812
CBYCMPPW38H15	.75 x 38 x 15	125	15	2	\$593	\$742

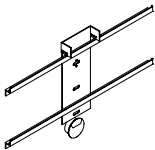
15" hanging wood modesty panel.



Cushion**

CU3020	20 x 30 x 2.5	150	6	1.30	1	\$232	7	\$501
					2	\$275	8	\$594
					3	\$304	9	\$666
					4	\$350	10	\$744
					5	\$412	11	\$907
					6	\$444	12	\$1085

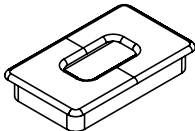
Cushion attaches with Velcro strips. For use on cabinets of coordinating size..



Flat Screen Monitor Mount

FVMED	2 x 28 x 17	70	14	.70	\$735
-------	-------------	----	----	-----	--------------

Flat screen monitor mount up to 50". To be used on ATV1LB and ATV1HB media cabinets. GM1K (tungsten) grommet on the back panel is included.



Grommet

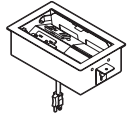
GM5C	2 x 3.5 x --	70	--	--	\$107
------	--------------	----	----	----	--------------

Rectangular grommet in metal, tungsten finish.

Required Specifications

- Finish
- Fabric (cushion)**

POWER/DATA



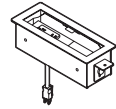
Power/USB Block

MODEL# DIMENSIONS FREIGHT CLASS WT/LBS. CUBIC FT. LIST PRICE

D x W x H

PM202USBB	11.02 x 6.77 x --	92.5	7	0.67	\$863
PM202USBT	11.02 x 6.77 x --	92.5	7	0.67	\$863

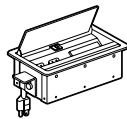
Conference table power module with recessed door. Includes one AC power simplex (one receptacle), one USB duplex (USB charging), one telecom knock out and one simplex on the bottom and 10' power cord. Box available in Black (B) or Tungsten (T) as indicated by last character of model number. Duplexes finish White only.



Power/USB Block

PM101USBB	11.02 x 4.33 x --	70	6	0.3	\$653
PM101USBT	11.02 x 4.33 x --	70	6	0.3	\$653

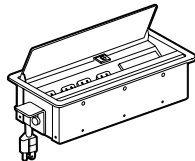
Conference table power module with recessed door. Includes one AC power simplex (one receptacle), one USB duplex (USB charging), one telecom knock out and one simplex on the bottom and 10' power cord. Box available in Black (B) or Tungsten (T) as indicated by last character of model number. Duplexes finish White only.



Power/Data Block

PLCTM101B	9 x 5.5 x -	70	6	0.3	\$279
PLCTM101T	9 x 5.5 x -	70	6	0.33	\$279

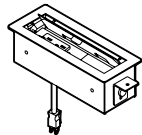
Power only included, specify telecom options separately, see above. Includes two simplex outlets on top and one on bottom. 10' cord. Includes one telecom knockout. Available in Black (B) and Tungsten (T) - indicated by last letter of model number. Surface access door.



Power/Data Block

PLCTM102B	12 x 5.5 x -	125	5	0.67	\$402
PLCTM102T	12 x 5.5 x -	125	5	0.67	\$402

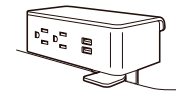
Power only included, specify telecom options separately, see above. Includes four simplex outlets on top and one on bottom. 10' cord. Includes one telecom knockout. Available in Black (B) and Tungsten (T) - indicated by last letter of model number. Surface access door.



Voice/Data Block

PLRTM101B	11 x 4.3 x --	125	4.65	0.67	\$531
PLRTM101T	11 x 4.3 x --	125	4.65	0.67	\$531

Power only included, specify telecom options separately. Includes two simplex outlets on top and one on bottom. 10' cord. Includes one telecom knockout. Available in Black (B) and Tungsten (T) - indicated by last letter of model number. Surface access door.



Edge Mounted 2 Power/USB

PS305057	5.5 x 3.2 x 3	60	3.01	0.05	\$386
PS305002	5.5 x 3.2 x 3	60	3.01	0.05	\$386

Edge mounted power module with two power outlets and two 2.1 amp USB ports. Edge clamp accommodates worksurfaces 0.5" to 1.5" thick; fastened with thumb screws. 6' cord.

PS305057 - White module with Silver bracket. PS305002 - Black module with Silver bracket

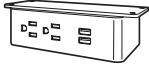
Required Specifications

Finish

POWER / DATA

MODEL# DIMENSIONS FREIGHT CLASS WT/LBS. CUBIC FT. LIST PRICE

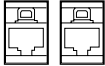
D x W x H



Under Mounted 2 Power/USB*

PS305157	5.5 x 2.8 x 1.8	60	3.2	0.05	\$335
PS305102	5.5 x 2.8 x 1.8	60	3.2	0.05	\$335

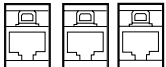
Under mount power module with two power outlets and two 2.1 amp USB ports. Mountable under most worksurfaces. Installation template provided. 6" cord.
PS305157 - White module with Silver bracket. PS305102 - Black module with Silver bracket.



Telecom Plate - 2 x 6

PTEL01	- x - x -	70	0.01	0.05	\$164
--------	-----------	----	------	------	--------------

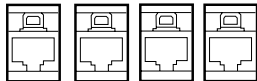
Includes 2 x RJ45 cat 6 data. Black telecom plate. To be hardwired by data contractor.



Telecom Plate - 3 x 6

PTEL02	- x - x -	70	0.01	0.05	\$222
--------	-----------	----	------	------	--------------

Includes 2 x RJ45 cat 6 data and 1 RJ11 cat phone. Black telecom plate. To be hardwired by data contractor.



Telecom Plate - 4 x 6

PTEL03	- x - x -	70	0.01	0.05	\$340
--------	-----------	----	------	------	--------------

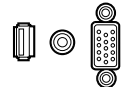
Includes 4 x RJ45 cat 6 data. Black telecom plate. To be hardwired by data contractor.



Telecom Plate - 3TSV

PTEL04	- x - x -	70	0.01	0.05	\$290
--------	-----------	----	------	------	--------------

Includes 1 x RJ45 cat 6 data, mini stereo and 15 pin HD VGA. Black telecom plate. To be hardwired by data contractor.





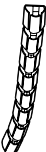

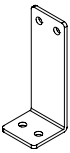
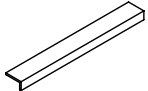
Telecom Plate - 3SVH

PTEL05	- x - x -	70	0.01	0.05	\$401
--------	-----------	----	------	------	--------------

Includes mini stereo, 15 pin HD VGA and HDMI. Black telecom plate.

Required Specifications

Finish*

ACCESSORIES	MODEL#	DIMENSIONS	FREIGHT CLASS	WT/LBS.	CUBIC FT.	LIST PRICE
 Cable Snake Flexible cable management trough. Two pathways within the snake, one for data/communication and one for routing power cables. Translucent White finish only.	BRTCS	D x W x H 2 x 8 x 30	70	3	.19	\$152
	<hr/>					
 Cable Snake Flexible cable management. Provides access to power/data from floor to underside of worksurface where it attaches. Two pathways within Cable Snake. Length under desk is 31.25". Silver (SIL) plastic only.	PCSN01	-- x -- x --	92.5	2.10	.20	\$135
	<hr/>					
 Cable Snake Extension Extension kit to use with cable snake PCSN01. Additional 8 links extend cable snake up to 49" in length. Ideal for height adjustable tables. Silver plastic only.	PCSN01E	- x - x -	92.5	2.1	0.2	\$108
	<hr/>					
 Wire Management Track - Single To conceal and organize wires and cords. Attaches to Modesty Panel with double sided tape. Plastic. • Available in Black Plastic Only.	C2M72	2 x 72 x 2	70	0.10	0.10	\$83
	C2M60	2 x 60 x 2	70	0.10	0.10	\$69
	C2M48	2 x 48 x 2	70	0.10	0.10	\$57
	C2M36	2 x 36 x 2	70	0.10	0.10	\$42
	C2M24	2 x 24 x 2	70	0.10	0.10	\$31
	C2M12	2 x 12 x 2	70	0.10	0.10	\$17
	<hr/>					
 L Bracket Set of two. For securing the stack-on units to the credenza.	BAR526	--	70	.25	.10	\$131
	<hr/>					
 Foot Rest Cover Factory installed.	FRC8442	--	70	--	.10	\$1141
	FRC7842	--	70	--	.10	\$1077
	FRC7242	--	70	--	.10	\$1015
	FRC6642	--	70	--	.10	\$952
	FRC8432	--	70	--	.10	\$1015
	FRC7832	--	70	--	.10	\$952
	FRC7232	--	70	--	.10	\$889
	FRC6632	--	70	--	.10	\$825
<hr/>						

ACCESSORIES	MODEL#	DIMENSIONS D x W x H	FREIGHT CLASS	WT/LBS.	CUBIC FT.	LIST PRICE
 Handle	PL89	--	70	--	--	\$35
						Chrome finish.
 Lock Assembly	LO/C	--	70	--	--	\$106
						Tungsten.
 Extra Key	LOCK	--	70	--	--	\$43
						Specify key #. Key range 401 - 420.

dufferin





The **Dufferin** series is a unique entity in that it integrates wood veneer and laminate. Worksurfaces, drawer and cabinet fronts use genuine wood veneer while the chassis and cabinets are finished in your choice of laminate or wood veneer. The result is a rich, two tone appearance to coordinate with any contemporary business interior.

Key features include a two inch knife edge providing clean, crisp detailing, grommets, a reverse profile/self edge edge on connecting worksurfaces, square or round post leg on islands, base and modesty panel upgrades and endless electrical options.

Storage options are available in 29", 48", 54", 66", 72" and 84" heights. Various models include storage cabinets, file modules, mixed storage cabinets, open shelving, wardrobe cabinets and personal towers.


Above worksurface storage selections include overhead storage and hutches with or without pigeon-hole storage. Hutch doors are available in a choice of veneer or glass with an aluminum frame. Tackboards are offered in all fabric or with a built-in accessory rail for organizing folders, binders, cds and more!



Contemporary **two inch overhang knife edge** on user and guest sides. Self-edge veneer on ends and wall sides.



Optional **base upgrades** include a rectangular two tone base (shown) and elliptical base. Available on most islands.



Tackboards with **accessory rails** accommodate letter trays, binder bins and file holders.



Features and Benefits

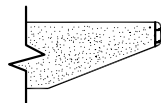
- Choice of ten handle options on every door/drawer that features handles
- Modesty panel options include metal in Black or Tungsten and veneer
- Base upgrades to replace standard monopost on islands are available in four styles
- Drawers are standard vinyl-wrapped construction with black drawer sides and bottom.
- 75 lb box - 150 lb. file drawer weight capacity with full height sides with pencil tray included in box drawer
- Lateral file drawers can accommodate legal or letter documents
- Premium full extension progressive ball bearing slides on file drawers
- Box drawers mounted on 3/4 extension premium ball bearing slides.
- Power / Data accessories are available to be factory installed on any Dufferin unit, including Boardroom Tables, to meet all today's technological requirements
- A full array of complementary Boardroom and Reception area furnishings are available to coordinate the entire office

GENERAL INFORMATION

- Dufferin is a veneer and laminate desking system composed of hundreds of models, capable of furnishing executive suites, boardrooms and reception areas.
- 1 3/16" thick worksurfaces utilizing pedestal and panel construction with top over side panel design.
- Full modesty panels on desks are available in either a straight or breakfront style
- For environmental certification, please visit globalfurnituregroup.com

WORKSURFACES

- Standard with 1 3/16" top thickness
- All surfaces constructed from grade "A" veneers
- All top surfaces feature a contemporary 2" overhang knife edge on user and guest sides. Self-edge veneer on ends and wall sides.



Contemporary 2" overhanging knife edge

CONSTRUCTION

- "Number one select, architectural grade A" oak, American black walnut, American black cherry, hard maple and lyptus. Wood worksurface molded edges are solid oak, walnut, cherry, maple or lyptus (except where square self-edges exist, i.e. credenza and computer worksurface back edges that are most commonly against walls).

FINISHES

- Conversion varnish (similar to catalyzed lacquer, but tougher), 35 to 40 degree sheen. Finishes are not buffed or rubbed.
- All Global wood casegood products are veneered and finished on the back sides (360° finishing), except modular under-surface storage - tops and backs are unfinished.
- Touch up kits available, includes a touch up marker and fill crayon. Order **VTUCHUPKIT, \$164** list. Specify finish when ordering.
- Global standard finish, on oak and walnut, is open pore and on cherry and maple is semi-closed pore. If a full finish is required for walnut, cherry, anigre and maple tops, Add the suffix "2" to the finish code and Add 5% to the base pricing for each product. **CUSTOM FINISH IS AVAILABLE.**
- High Pressure laminate inlays are available at no upcharge. Contact Customer Care for specification information.

PEDESTALS

- Black embossed vinyl-wrapped construction drawer sides and bottom are standard.
- All pedestals are full to floor and locking.
- Double pedestal models feature a choice of four drawer configurations: two file/file pedestals (EE), two box/box/file pedestals (DD), file/file on left, box/box/file on right (ED), or file/file on right, box/box/file on left (DE).
- Single pedestal models feature a choice of two drawer configurations: one file/file pedestal (E) or one box/box/file pedestal (D) on the left or right.

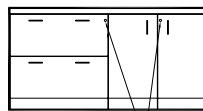
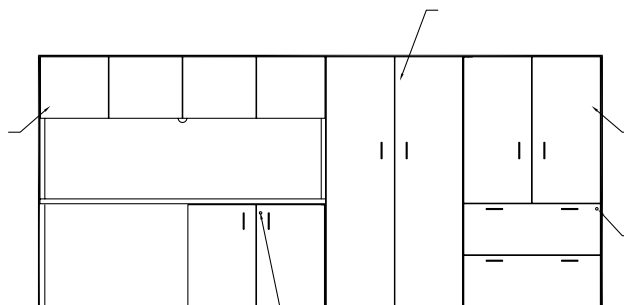
HARDWARE

- All necessary hardware items for attaching furniture items are included in the shipment. Actual wall attachment fasteners for wall cabinets, tackboards and visualboards are not included due to variation between site conditions.
- **Leveling glides** are shipped in a plastic bag attached to the bottom of the item or inside the pedestal. It is important to install leveling glides to ensure the unit is level. Levelers have a 1" range of adjustment.

- **Hanging file rails** are pre-installed on file drawer perimeters with additional front-to-back rails found in the bottom of the filing drawers. These rails hang onto plastic clips and do not require any tools to install. Legal filing can be achieved either as side-to-side or front-to-back. Letter filing can be achieved as front-to-back filing only.
- **Flat plates** for attaching bridge and return to desk are shipped pre-attached to the bottom of the bridge or return. **Mini flat plates** for securing bridge modesty panels to desk or credenza end panels, and quick connectors for securing modular corner units to adjacent pieces (Dufferin Series) are shipped along with screws in a plastic bag attached to the bottom of the bridge or return. **CAUTION:** using screws other than those supplied by Global could result in damage to finished tops.

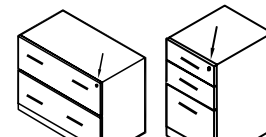
LOCKS

- Locks are standard on all "below worksurface level" drawer and door storage units with the exception of the stationary organizer, pull-out tray units and single lateral file drawer combination tray/slot units. Combination storage unit comes with lock for file and lateral file drawer only, box drawers cannot lock.
- Optional locks may be ordered on all "above worksurface level" closed storage, Factory Installed. Please specify **LO, add \$134.**



DCF7224

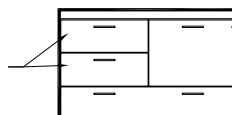
Style Credenza: File lock is on the inside gable behind the bookcase door. Lock for doors is on the front.



DWF

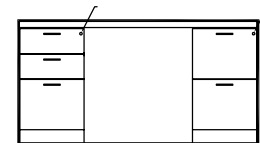
DDW

Modular Furniture: Lock is on the front



DZ3622

Combination storage unit Z comes with lock for file and lateral file drawer only, box drawers cannot lock.



DD7236DE

Fully assembled furniture: Lock for D and E pedestals are inside the gable.

1. SPECIFY MODEL NUMBER

2. SPECIFY FINISH

WORKSURFACE TOP & DRAWER/DOOR FRONTS, BODY FINISHES

(INCLUDING PEDESTALS) - VENEER

Code	Finish	Veneer Type	Cut
AMW	Almond Cherry	Cherry	Flat Sliced
CAW	Cocoa Walnut	Walnut	Flat Sliced
CRW	Coral	White Oak	Rift
DCW	Dark Cherry	Cherry	Flat Sliced
EWV	Espresso Walnut	Walnut	Flat Sliced
EVW	Evening Oak	White Oak	Rift
GRW	Grey on Oak	White Oak	Rift
HAW	Hazelnut	Maple	Flat Sliced
SMW	Honey Maple	Maple	Flat Sliced
JAW	Java	White Oak	Rift
LTW	Latte Walnut	Walnut	Flat Sliced
MTW	Milestone	White Oak	Rift
MCW	Mocha	White Oak	Rift
MPW	Natural Maple	Maple	Flat Sliced
RCW	Red Cherry	Cherry	Flat Sliced
VNW	Vintage Cherry	Cherry	Flat Sliced
WLW	Walnut	Walnut	Flat Sliced
WCW	Warm Cherry	Cherry	Flat Sliced
WMW	White Maple	Maple	Flat Sliced

BODY FINISHES (INCLUDING PEDESTALS) - LAMINATE:

BLK	Black
CGY	Custom Grey
HGT	Hayden Grey
STG	String
SOG	Storm Grey
WHT	White

MONOPOST FINISHES:

E	Black
K	Tungsten

3. SPECIFY OPTIONS

Handles

- Handles are standard on most drawers/storage modules. Each handle is identified by letters: **PL33, PL34, PL64, PL66, PL92, PL93, PL94, PL95, PL96, PL97, PL98, PL99, PLS7, and PLS8**. To specify a handle, specify the code after the model number and finish selections.



PL33 Black Moon Pull



PL34 Nickel Moon Pull



PL64 Contemporary Nickel



PL66 Transitional Nickel



PL92 Silver Bar



PL93 Black Bar



PL94 Silver Rectangular



PL95 Black Rectangular



PL96 Silver Slimline Pull



PL97 Black Slimline Pull



PL98 Silver Princeton Bar



PL99 Black Princeton Bar




PLS7 Black Spaghetti




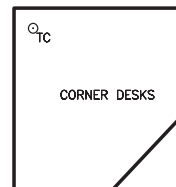
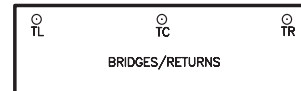
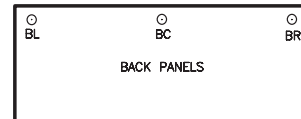
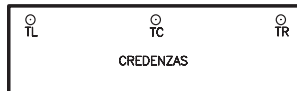
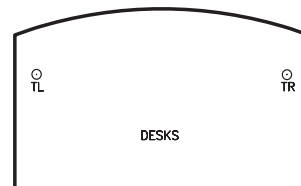
PLS8 Silver Spaghetti

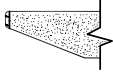
Grommets

- Standard grommet on all components is GM1. Grommet is included with products where shown in line drawings in price book.
- Optional grommets may be ordered in standard worksurface locations (left, center or right). Order as **GM1TL, GM1TC or GM1TR**. Add \$96.
- Grommet hole dimensions are 2.75" in diameter. Specify **GM1E for Black** or **GM1K for Tungsten**.
- Color of grommet will be automatically coordinated with handle color where applicable

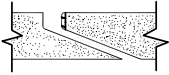


- Components that come standard with grommet may be ordered without a grommet. Order as RSG - Add \$53.





● **Molding Edge**

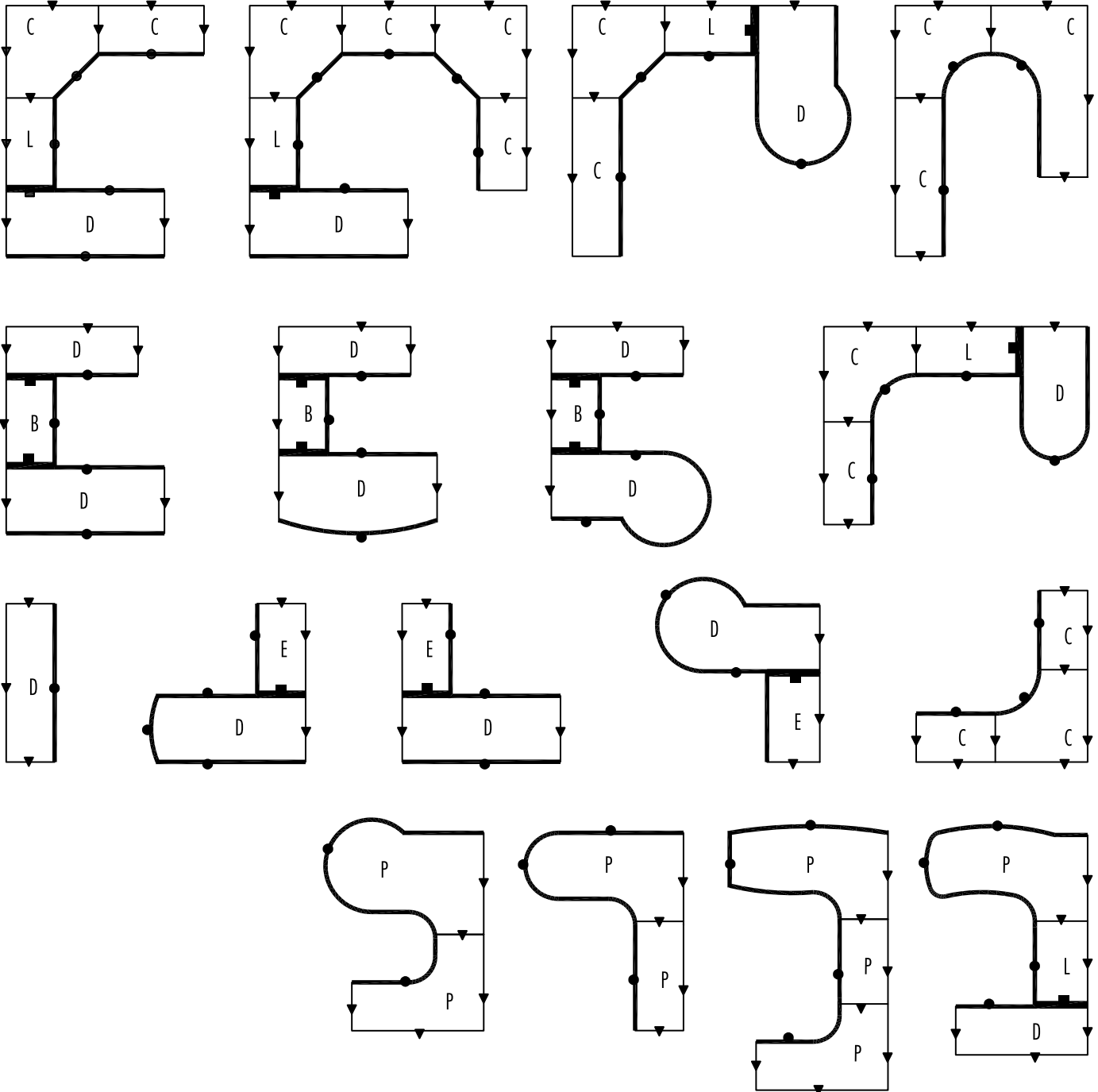


■ **Reverse Profile / Molding Edge**



▼ **Self Edge Joint**

- D** - Desks and Credenzas
- B** - Executive Bridges
- E** - Executive Returns
- C** - Corner Components
- L** - Linking Bridges
- P** - Piano Desks



D

DUFFERIN

Educational Services Commission of New Jersey
New Jersey State Approved Cooperative Purchasing System # 65MCECCPS

DOUBLE PEDESTAL DESKS MODEL# DIMENSIONS FREIGHT CLASS WT/LBS. CUBIC FT. VENEER/LAMINATE ALL VENEER

D x W x H

- Can be ordered as a shell or with pedestals.
- Grommets are available an option on Desks and most Credenzas.
- Hand of Rectangular Desk is determined by location of pedestal from user side.
- Hand of "P" Top is determined by outward orientation of conference end from user projection.

MODESTY PANEL CLEARANCE:

DT7236

DT7230

DMT7242

DMT6636

DISR8442D

DISR7230D

DDD7236

DDDBE7236

DDDBS7236

DTPL7242 (left shown)

DESK MODESTY OPTIONS:

Standard Full Modesty Veneer (Top)

Laminate

*Drawer Fronts - Veneer

Breakfront Veneer (Top)

Laminate

Veneer

*Drawer Fronts - Veneer

Breakfront Style - Modesty

view from guest side

Standard Full Modesty

view from guest side

DOUBLE PEDESTAL DESKS - RECESSED FRONT MODESTY

DIMENSIONS FREIGHT CLASS WT/LBS. CUBIC FT. VENEER/LAMINATE ALL VENEER

Double Pedestal Bow Top Desk

DMD8442EE	42 x 84 x 29	125	443	59	\$6132	\$7359
DMD7842EE	42 x 78 x 29	125	412	55	\$5691	\$6829
DMD7242EE	42 x 72 x 29	125	380	51	\$5256	\$6306
DMD6636EE	36 x 66 x 29	125	240	40	\$5098	\$6116

Standard with full to floor **file/file** pedestals on **left and right**. Bow top. Pedestals lock. Refer to the Desks and Credenzas Notes above for overhang dimensions.

Required Specifications

Veneer Finish
Laminate Finish
Handle Style

Optional Specifications

Grommet

64 USA

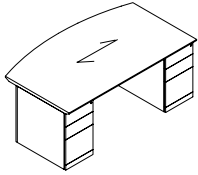
Furniture & Accessories #ESCNJ 22/23-08

65

Bid Term: 7/2/2022 - 7/1/2024

global globalfurnituregroup.com

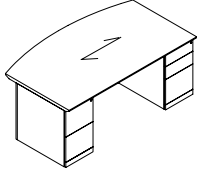
DOUBLE PEDESTAL DESKS



Double Pedestal Bow Top Desk

MODEL#	DIMENSIONS	FREIGHT CLASS	WT./LBS.	CUBIC FT.	VENEER/LAMINATE	ALL VENEER
D x W x H						
DMD8442DD	42 x 84 x 29	125	443	59	\$6132	\$7359
DMD7842DD	42 x 78 x 29	125	412	55	\$5691	\$6829
DMD7242DD	42 x 72 x 29	125	380	51	\$5256	\$6306
DMD6636DD	36 x 66 x 29	125	240	40	\$5098	\$6116

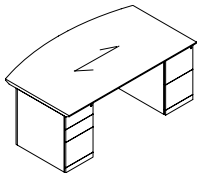
Standard with full to floor **box/box/file** pedestals on **left** and **right**. Bow top. Pedestals lock. One pencil tray. Refer to the Desks and Credenzas Notes Section on previous page for overhang dimensions.



Double Pedestal Bow Top Desk

DMD8442ED	42 x 84 x 29	125	443	59	\$6132	\$7359
DMD7842ED	42 x 78 x 29	125	412	55	\$5691	\$6829
DMD7242ED	42 x 72 x 29	125	380	51	\$5256	\$6306
DMD6636ED	36 x 66 x 29	125	240	40	\$5098	\$6116

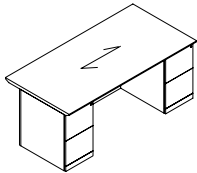
Standard with full to floor **file/file** pedestal on **left** and **box/box/file** pedestal on **right**. Bow top. Pedestals lock. One pencil tray. Refer to the Desks and Credenzas Notes Section on previous page for overhang dimensions.



Double Pedestal Bow Top Desk

DMD8442DE	42 x 84 x 29	125	443	59	\$6132	\$7359
DMD7842DE	42 x 78 x 29	125	412	55	\$5691	\$6829
DMD7242DE	42 x 72 x 29	125	380	51	\$5256	\$6306
DMD6636DE	36 x 66 x 29	125	240	40	\$5098	\$6116

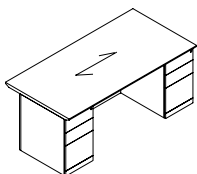
Standard with full to floor **box/box/file** pedestal on **left** and **file/file** pedestal on **right**. Bow top. Pedestals lock. One pencil tray. Refer to the Desks and Credenzas Notes Section on previous page for overhang dimensions.



Double Pedestal Desk

DD8442EE	42 x 84 x 29	125	432	59	\$5213	\$6255
DD7842EE	42 x 78 x 29	125	401	55	\$4843	\$5808
DD7236EE	36 x 72 x 29	100	370	44	\$4470	\$5362
DD7230EE	30 x 72 x 29	100	349	36	\$4399	\$5280
DD6636EE	36 x 66 x 29	100	339	40	\$4399	\$5280
DD6630EE	30 x 66 x 29	100	320	33	\$4330	\$5196
DD6030EE	30 x 60 x 29	92.5	305	30	\$4195	\$5035

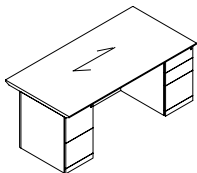
Standard with full to floor **file/file** pedestals on **left** and **right**. Pedestals lock. Refer to the Desks and Credenzas Notes Section on previous page for overhang dimensions.



Double Pedestal Desk

DD8442DD	42 x 84 x 29	125	432	59	\$5213	\$6255
DD7842DD	42 x 78 x 29	125	401	55	\$4843	\$5808
DD7236DD	36 x 72 x 29	100	370	44	\$4470	\$5362
DD7230DD	30 x 72 x 29	100	349	36	\$4399	\$5280
DD6636DD	36 x 66 x 29	100	339	40	\$4399	\$5280
DD6630DD	30 x 66 x 29	100	320	33	\$4330	\$5196
DD6030DD	30 x 60 x 29	92.5	305	30	\$4195	\$5035

Standard with full to floor **box/box/file** pedestals on **left** and **right**. Pedestals lock. Refer to the Desks and Credenzas Notes Section on previous page for overhang dimensions.



Double Pedestal Desk

DD8442ED	42 x 84 x 29	125	432	59	\$5213	\$6255
DD7842ED	42 x 78 x 29	125	401	55	\$4843	\$5808
DD7236ED	36 x 72 x 29	100	370	44	\$4470	\$5362
DD7230ED	30 x 72 x 29	100	349	36	\$4399	\$5280
DD6636ED	36 x 66 x 29	100	339	40	\$4399	\$5280
DD6630ED	30 x 66 x 29	100	320	33	\$4330	\$5196
DD6030ED	30 x 60 x 29	92.5	305	30	\$4195	\$5035

Standard with full to floor **file/file** pedestal on **left** and **box/box/file** pedestal on **right**. Pedestals lock. Refer to the Desks and Credenzas Notes Section on previous page for overhang dimensions.

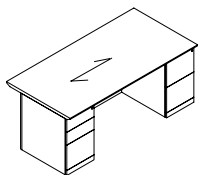
Required Specifications

Veneer Finish
Laminate Finish
Handle Style

Optional Specifications

Grommet

DOUBLE PEDESTAL DESKS

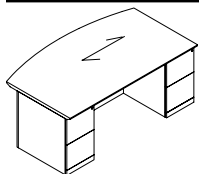


Double Pedestal Desk

MODEL#	DIMENSIONS	FREIGHT CLASS	WT/LBS.	CUBIC FT.	VENEER/LAMINATE	ALL VENEER
	D x W x H					
DD8442DE	42 x 84 x 29	125	432	59	\$5213	\$6255
DD7842DE	42 x 78 x 29	125	401	55	\$4843	\$5808
DD7236DE	36 x 72 x 29	100	370	44	\$4470	\$5362
DD7230DE	30 x 72 x 29	100	349	36	\$4399	\$5280
DD6636DE	36 x 66 x 29	100	339	40	\$4399	\$5280
DD6630DE	30 x 66 x 29	100	320	33	\$4330	\$5196
DD6030DE	30 x 60 x 29	92.5	305	30	\$4195	\$5035

Standard with full to floor **box/box/file** pedestal on **left** and **file/file** pedestal on **right**. Pedestals lock. Refer to the Desks and Credenzas Notes Section on page 64 for overhang dimensions.

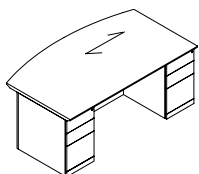
DOUBLE PEDESTAL DESKS - BREAKFRONT STYLE



Double Pedestal Bow Top Desk Breakfront Style

MODEL#	DIMENSIONS	FREIGHT CLASS	WT/LBS.	CUBIC FT.	VENEER/LAMINATE	ALL VENEER
DMID8442EE	42 x 84 x 29	125	443	59	\$7279	\$8733
DMID7842EE	42 x 78 x 29	125	412	55	\$6758	\$8111
DMID7242EE	42 x 72 x 29	125	380	51	\$6241	\$7488
DMID6636EE	36 x 66 x 29	125	240	40	\$5609	\$6731

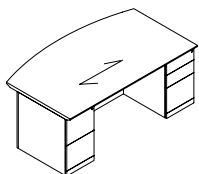
Standard with full to floor **file/file** pedestals on **left** and **right**. Bow top. Pedestals lock. Refer to the Desks and Credenzas Notes Section on page 64. for overhang dimensions.



Double Pedestal Bow Top Desk Breakfront Style

DMID8442DD	42 x 84 x 29	125	443	59	\$7279	\$8733
DMID7842DD	42 x 78 x 29	125	412	55	\$6758	\$8111
DMID7242DD	42 x 72 x 29	125	380	51	\$6241	\$7488
DMID6636DD	36 x 66 x 29	125	240	40	\$5609	\$6731

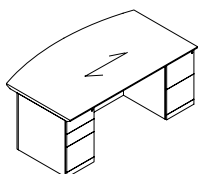
Standard with full to floor **box/box/file** pedestals on **left** and **right**. Bow top. Pedestals lock. Refer to the Desks and Credenzas Notes Section on page 64. for overhang dimensions.



Double Pedestal Bow Top Desk Breakfront Style

DMID8442ED	42 x 84 x 29	125	443	59	\$7279	\$8733
DMID7842ED	42 x 78 x 29	125	412	55	\$6758	\$8111
DMID7242ED	42 x 72 x 29	125	380	51	\$6241	\$7488
DMID6636ED	36 x 66 x 29	125	240	40	\$5609	\$6731

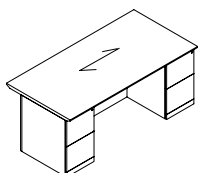
Standard with full to floor **file/file** pedestal on **left** and **box/box/file** pedestal on **right**. Bow top. Pedestals lock. One pencil tray. Refer to the Desks and Credenzas Notes Section on page 64 for overhang dimensions.



Double Pedestal Bow Top Desk Breakfront Style

DMID8442DE	42 x 84 x 29	125	443	59	\$7279	\$8733
DMID7842DE	42 x 78 x 29	125	412	55	\$6758	\$8111
DMID7242DE	42 x 72 x 29	125	380	51	\$6566	\$7881
DMID6636DE	36 x 66 x 29	125	240	40	\$5609	\$6731

Standard with full to floor **box/box/file** pedestal on **left** and **file/file** pedestal on **right**. Bow top. Pedestals lock. One pencil tray. Refer to the Desks and Credenzas Notes Section on page 64 for overhang dimensions.



Double Pedestal Desk, Breakfront Style

DID8442EE	42 x 84 x 29	125	432	59	\$7160	\$8591
DID7842EE	42 x 78 x 29	125	401	55	\$6643	\$7975
DID7236EE	36 x 72 x 29	100	370	44	\$5308	\$6368
DID7230EE	30 x 72 x 29	100	349	36	\$5227	\$6269
DID6636EE	36 x 66 x 29	100	339	40	\$5227	\$6269
DID6630EE	30 x 66 x 29	100	320	33	\$5142	\$6170
DID6030EE	30 x 60 x 29	92.5	305	30	\$4982	\$5976

Standard with full to floor **file/file** pedestals on **left** and **right**. Pedestals lock. Refer to the Desks and Credenzas Notes Section on page 64 for overhang dimensions.

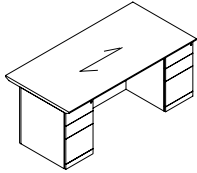
Required Specifications

Veneer Finish
Laminate Finish
Handle Style

Optional Specifications

Grommet

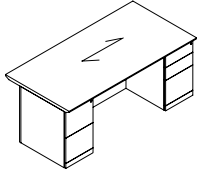
DOUBLE PEDESTAL DESKS - BREAKFRONT STYLE **MODEL#** **DIMENSIONS** **FREIGHT CLASS** **WT/LBS.** **CUBIC FT.** **veneer/LAMINATE** **ALL VENEER**



Double Pedestal Desk, Breakfront Style

	D x W x H						
DID8442DD	42 x 84 x 29	125	432	59	\$7160	\$8591	
DID7842DD	42 x 78 x 29	125	401	55	\$6643	\$7975	
DID7236DD	36 x 72 x 29	100	370	44	\$5308	\$6368	
DID7230DD	30 x 72 x 29	100	349	36	\$5227	\$6269	
DID6636DD	36 x 66 x 29	100	339	40	\$5227	\$6269	
DID6630DD	30 x 66 x 29	100	320	33	\$5142	\$6170	
DID6030DD	30 x 60 x 29	92.5	305	30	\$4982	\$5976	

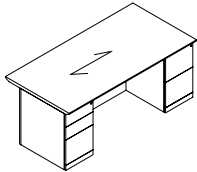
Standard with full to floor **box/box/file** pedestals on **left** and **right**. Pedestals lock. Refer to the Desks and Credenzas Notes Section on page 64 for overhang dimensions.



Double Pedestal Desk, Breakfront Style

DID8442ED	42 x 84 x 29	125	432	59	\$7160	\$8591	
DID7842ED	42 x 78 x 29	125	401	55	\$6643	\$7975	
DID7236ED	36 x 72 x 29	100	370	44	\$5308	\$6368	
DID7230ED	30 x 72 x 29	100	349	36	\$5227	\$6269	
DID6636ED	36 x 66 x 29	100	339	40	\$5308	\$6368	
DID6630ED	30 x 66 x 29	100	320	33	\$5142	\$6170	
DID6030ED	30 x 60 x 29	92.5	305	30	\$4982	\$5976	

Standard with full to floor **file/file** pedestal on **left** and **box/box/file** pedestal on **right**. Pedestals lock. Refer to the Desks and Credenzas Notes Section on page 64 for overhang dimensions.

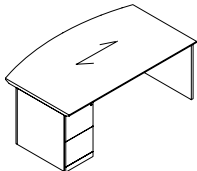


Double Pedestal Desk, Breakfront Style

DID8442DE	42 x 84 x 29	125	432	59	\$7160	\$8591	
DID7842DE	42 x 78 x 29	125	401	55	\$6643	\$7975	
DID7236DE	36 x 72 x 29	100	370	44	\$5308	\$6368	
DID7230DE	30 x 72 x 29	100	349	36	\$5227	\$6269	
DID6636DE	36 x 66 x 29	100	339	40	\$5227	\$6269	
DID6630DE	30 x 66 x 29	100	320	33	\$5142	\$6170	
DID6030DE	30 x 60 x 29	92.5	305	30	\$4982	\$5976	

Standard with full to floor **box/box/file** pedestal on **left** and **file/file** pedestal on **right**. Pedestals lock. Refer to the Desks and Credenzas Notes Section on page 64 for overhang dimensions.

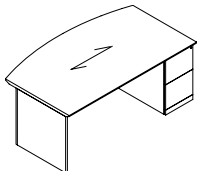
SINGLE PEDESTAL DESKS - RECESSED FRONT MODESTY **DIMENSIONS** **FREIGHT CLASS** **WT/LBS.** **CUBIC FT.** **veneer/LAMINATE** **ALL VENEER**



Single Pedestal Bow Top Desk - LEFT

DMSL8442E	42 x 84 x 29	125	432	59	\$5769	\$6922	
DMSL7842E	42 x 78 x 29	125	401	55	\$5360	\$6434	
DMSL7242E	42 x 72 x 29	125	370	51	\$4948	\$5938	
DMSL6636E	36 x 66 x 29	150	230	40	\$4759	\$5708	

Standard with full to floor **file/file** pedestal on **left**. Bow top. Pedestal locks. Refer to the Desks and Credenzas Notes Section on page 64 for overhang dimensions.



Single Pedestal Bow Top Desk - RIGHT

DMSR8442E	42 x 84 x 29	125	432	59	\$5769	\$6922	
DMSR7842E	42 x 78 x 29	125	401	55	\$5360	\$6434	
DMSR7242E	42 x 72 x 29	125	370	51	\$4948	\$5938	
DMSR6636E	36 x 66 x 29	150	230	40	\$4759	\$5708	

Standard with full to floor **file/file** pedestal on **right**. Bow top. Pedestal locks. Refer to the Desks and Credenzas Notes Section on page 64 for overhang dimensions.

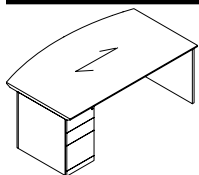
Required Specifications

Veneer Finish
Laminate Finish
Handle Style

Optional Specifications

Grommet

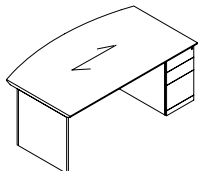
SINGLE PEDESTAL DESKS



Single Pedestal Bow Top Desk - LEFT

MODEL#	DIMENSIONS D x W x H	FREIGHT CLASS	WT/LBS.	CUBIC FT.	veneer/LAMINATE	ALL VENEER
DMSL8442D	42 x 84 x 29	125	432	59	\$5769	\$6922
DMSL7842D	42 x 78 x 29	125	401	55	\$5360	\$6434
DMSL7242D	42 x 72 x 29	125	370	51	\$4948	\$5938
DMSL6636D	36 x 66 x 29	150	230	40	\$4759	\$5708

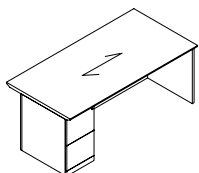
Standard with full to floor **box/box/file** pedestal on **left**. Bow top. Pedestal locks. Refer to the Desks and Credenzas Notes Section on page 64 for overhang dimensions.



Single Pedestal Bow Top Desk - RIGHT

DMSR8442D	42 x 84 x 29	125	432	59	\$5769	\$6922
DMSR7842D	42 x 78 x 29	125	401	55	\$5360	\$6434
DMSR7242D	42 x 72 x 29	125	370	51	\$4948	\$5938
DMSR6636D	36 x 66 x 29	150	230	40	\$4759	\$5708

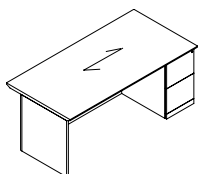
Standard with full to floor **box/box/file** pedestal on **right**. Bow top. Pedestal locks. Refer to the Desks and Credenzas Notes Section on page 64 for overhang dimensions.



Single Pedestal Desk - LEFT

DSL8442E	42 x 84 x 29	125	463	59	\$4636	\$5561
DSL7842E	42 x 78 x 29	125	430	55	\$4304	\$5165
DSL7236E	36 x 72 x 29	125	340	44	\$3407	\$4086
DSL7230E	30 x 72 x 29	125	283	36	\$3258	\$3909
DSL6636E	36 x 66 x 29	125	312	40	\$3258	\$3909
DSL6630E	30 x 66 x 29	100	295	33	\$3109	\$3731
DSL6030E	30 x 60 x 29	100	265	30	\$2969	\$3563

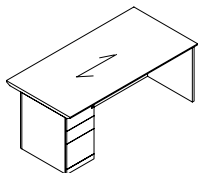
Standard with full to floor **file/file** pedestal on **left**. Pedestal locks. Refer to the Desks and Credenzas Notes Section on page 64 for overhang dimensions.



Single Pedestal Desk - RIGHT

DSR8442E	42 x 84 x 29	125	463	59	\$4636	\$5561
DSR7842E	42 x 78 x 29	125	430	55	\$4304	\$5165
DSR7236E	36 x 72 x 29	125	340	44	\$3407	\$4086
DSR7230E	30 x 72 x 29	125	283	36	\$3258	\$3909
DSR6636E	36 x 66 x 29	125	312	40	\$3258	\$3909
DSR6630E	30 x 66 x 29	100	295	33	\$3109	\$3731
DSR6030E	30 x 60 x 29	100	265	30	\$2969	\$3563

Standard with full to floor **file/file** pedestal on **right**. Pedestal locks. Refer to the Desks and Credenzas Notes Section on page 64 for overhang dimensions.



Single Pedestal Desk - LEFT

DSL8442D	42 x 84 x 29	125	463	59	\$4636	\$5561
DSL7842D	42 x 78 x 29	125	430	55	\$4304	\$5165
DSL7236D	36 x 72 x 29	125	340	44	\$3407	\$4086
DSL7230D	30 x 72 x 29	125	283	36	\$3258	\$3909
DSL6636D	36 x 66 x 29	125	312	40	\$3258	\$3909
DSL6630D	30 x 66 x 29	100	295	33	\$3109	\$3731
DSL6030D	30 x 60 x 29	100	265	30	\$2969	\$3563

Standard with full to floor **box/box/file** pedestal on **left**. Pedestal locks. Refer to the Desks and Credenzas Notes Section on page 64 for overhang dimensions.

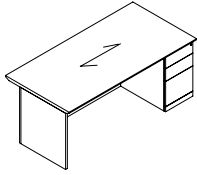
Required Specifications

Veneer Finish
Laminate Finish
Handle Style

Optional Specifications

Grommet

SINGLE PEDESTAL DESKS

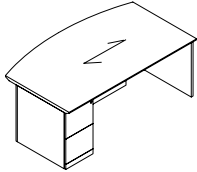


Single Pedestal Desk - RIGHT

MODEL#	DIMENSIONS	FREIGHT CLASS	WT/LBS.	CUBIC FT.	VENEER/LAMINATE	ALL VENEER
D x W x H						
DSR8442D	42 x 84 x 29	125	463	59	\$4636	\$5561
DSR7842D	42 x 78 x 29	125	430	55	\$4304	\$5165
DSR7236D	36 x 72 x 29	125	340	44	\$3407	\$4086
DSR7230D	30 x 72 x 29	125	283	36	\$3258	\$3909
DSR6636D	36 x 66 x 29	125	312	40	\$3258	\$3909
DSR6630D	30 x 66 x 29	100	295	33	\$3109	\$3731
DSR6030D	30 x 60 x 29	100	265	30	\$2969	\$3563

Standard with full to floor **box/box/file** pedestal on **right**. Pedestal locks. Refer to the Desks and Credenzas Notes Section on page 64 for overhang dimensions.

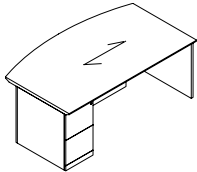
SINGLE PEDESTAL DESKS - BREAKFRONT STYLE



**Single Pedestal Bow Top Desk - LEFT
Breakfront Style**

MODEL#	DIMENSIONS	FREIGHT CLASS	WT/LBS.	CUBIC FT.	VENEER/LAMINATE	ALL VENEER
DMISL8442E	42 x 84 x 29	125	432	59	\$5769	\$6922
DMISL7842E	42 x 78 x 29	125	401	55	\$5357	\$6429
DMISL7242E	42 x 72 x 29	125	370	51	\$4946	\$5936
DMISL6636E	36 x 66 x 29	150	230	40	\$4758	\$5707

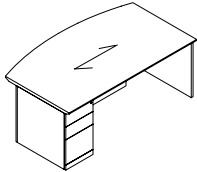
Standard with full to floor **file/file** pedestal on **left**. Bow top. Pedestal locks. Refer to the Desks and Credenzas Notes Section on page 64 for overhang dimensions.



**Single Pedestal Bow Top Desk - RIGHT
Breakfront Style**

DMISR8442E	42 x 84 x 29	125	432	59	\$5769	\$6922
DMISR7842E	42 x 78 x 29	125	401	55	\$5357	\$6429
DMISR7242E	42 x 72 x 29	125	370	51	\$4946	\$5936
DMISR6636E	36 x 66 x 29	150	230	40	\$4758	\$5707

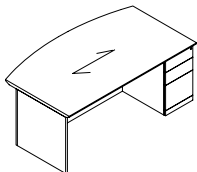
Standard with full to floor **file/file** pedestal on **right**. Bow top. Pedestal locks. Refer to the Desks and Credenzas Notes Section on page 64 for overhang dimensions.



**Single Pedestal Bow Top Desk - LEFT
Breakfront Style**

DMISL8442D	42 x 84 x 29	125	432	59	\$5769	\$6922
DMISL7842D	42 x 78 x 29	125	401	55	\$5357	\$6429
DMISL7242D	42 x 72 x 29	125	370	51	\$4946	\$5936
DMISL6636D	36 x 66 x 29	150	230	40	\$4758	\$5707

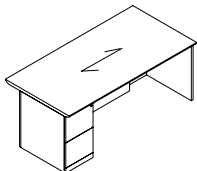
Standard with full to floor **box/box/file** pedestal on **left**. Bow top. Pedestal locks. Refer to the Desks and Credenzas Notes Section on page 64 for overhang dimensions.



**Single Pedestal Bow Top Desk - RIGHT
Breakfront Style**

DMISR8442D	42 x 84 x 29	125	432	59	\$5769	\$6922
DMISR7842D	42 x 78 x 29	125	401	55	\$5357	\$6429
DMISR7242D	42 x 72 x 29	125	370	51	\$4946	\$5936
DMISR6636D	36 x 66 x 29	150	230	40	\$4758	\$5707

Standard with full to floor **box/box/file** pedestal on **right**. Bow top. Pedestal locks. Refer to the Desks and Credenzas Notes Section on page 64 for overhang dimensions.



**Single Pedestal Desk - LEFT
Breakfront Style**

DISL8442E	42 x 84 x 29	125	463	59	\$5504	\$6605
DISL7842E	42 x 78 x 29	125	430	55	\$5111	\$6134
DISL7236E	36 x 72 x 29	125	340	44	\$4047	\$4856
DISL7230E	30 x 72 x 29	125	283	36	\$3867	\$4639
DISL6636E	36 x 66 x 29	125	312	40	\$3867	\$4639
DISL6630E	30 x 66 x 29	100	295	33	\$3690	\$4429
DISL6030E	30 x 60 x 29	100	265	30	\$3528	\$4235

Standard with full to floor **file/file** pedestal on **left**. Pedestal locks. Refer to the Desks and Credenzas Notes Section on page 64 for overhang dimensions.

Required Specifications

Veneer Finish
Laminate Finish
Handle Style

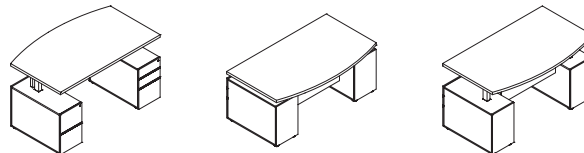
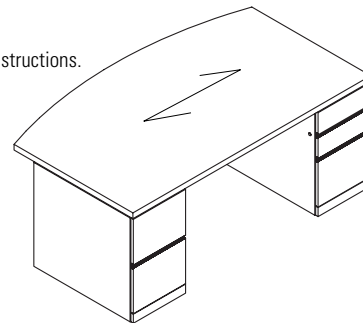
Optional Specifications

Grommet

ELECTRIC HEIGHT ADJUSTABLE UNITS	MODEL#	DIMENSIONS	FREIGHT CLASS	WT./LBS.	CUBIC FT.	LIST PRICE
----------------------------------	--------	------------	---------------	----------	-----------	------------

D x W x H

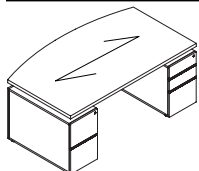
- All Height Adjustable (HA) units are shipped fully assembled.
- Simple Up / Down function enables the height adjustment of the worksurface.
- The height adjustment range for desks is 29" to 45", for table and bridge top 26" to 43" (including worksurface).
- Single stage HA mechanism with an electric motor in each column is used.
- The height adjustable mechanism operates at 1.5" per second.
- Max. weight / lift is 265 lbs.
- All columns are integrated into fully functional pedestals, or pedestal bases with the exception of the HA table and the HA bridge top.
- Height adjustable bases are available in three colors: **Black (BLK)**, **Tungsten (TUN)**, and **Designer White (DWT)**
- All desks include two (2) PVC wire management channels (L & R side) allowing for cabling through the pedestals.
- Hanging wood modesty panel on desk is standard. Hanging glass (aluminum framed) modesty panel is optional.
- To avoid risk of pinching:
 - 4.9" / 124mm gap is kept between the pedestal and the lowest point of the worksurface.
 - Wood spacer HASP must be used to attach height adjustable unit in the "U" or "L" configuration. See assembly instructions.
 - 2" gap is required between the worksurfaces when using the HA Table or the HA Bridge Top.
 - Includes collision detector
- Optional grommet locations: **TL** - Top Left or **TR** - Top Right



Note: Arrow indicates direction of grain.

HEIGHT ADJUSTABLE DOUBLE PEDESTAL DESKS	MODEL#	DIMENSIONS	FREIGHT CLASS	WT./LBS.	CUBIC FT.	LIST PRICE
---	--------	------------	---------------	----------	-----------	------------

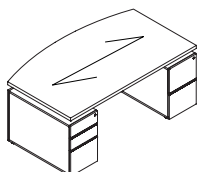
D x W x H



Height Adj. Double Ped. Bow Top Desk
Breakfront Style

DHAMID8442ED	42 x 84 x 29	150	450	81	\$12323
DHAMID7842ED	42 x 78 x 29	150	430	72	\$11801
DHAMID7242ED	42 x 72 x 29	125	410	67	\$11281
DHAMID6636ED	36 x 66 x 29	125	390	54	\$10700

Built-in electric height adjustable double pedestal, standard with full to floor **box/box/file** pedestal on **right** and **file/file** pedestal on **left**. Bow top. Pedestals lock. One pencil tray. Refer to the Desks and Credenzas Notes Section on page 64 for overhang dimensions.



Height Adj. Double Ped. Bow Top Desk
Breakfront Style

DHAMID8442DE	42 x 84 x 29	150	450	81	\$12323
DHAMID7842DE	42 x 78 x 29	150	430	72	\$11801
DHAMID7242DE	42 x 72 x 29	125	410	67	\$11281
DHAMID6636DE	36 x 66 x 29	125	390	54	\$10700

Built-in electric height adjustable double pedestal, standard with full to floor **box/box/file** pedestal on **left** and **file/file** pedestal on **right**. Bow top. Pedestals lock. One pencil tray. Refer to the Desks and Credenzas Notes Section on page 64 for overhang dimensions.

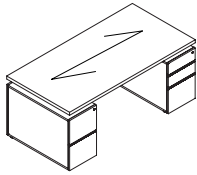
Required Specifications

- Top Finish
- Edge
- Base finish
- Handle style

Optional Specifications

- Grommet
- Glass modesty

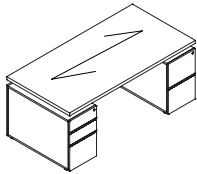
HEIGHT ADJUSTABLE DOUBLE PEDESTAL DESKS MODEL# DIMENSIONS FREIGHT CLASS WT./LBS. CUBIC FT. LIST PRICE



**Height Adj. Double Ped. Desk
Breakfront Style**

D x W x H						
DHAID8436ED	36 x 84 x 29	125	440	68		\$10492
DHAID7836ED	36 x 78 x 29	125	420	63		\$10422
DHAID7236ED	36 x 72 x 29	125	400	58		\$10345
DHAID7230ED	30 x 72 x 29	125	390	49		\$10269
DHAID6630ED	30 x 66 x 29	100	380	46		\$10127

Built-in electric height adjustable double pedestal, standard with full to floor **box/box/file** pedestal on **right** and **file/file** pedestal on **left**. Pedestals lock. One pencil tray. Refer to the Desks and Credenzas Notes Section on page 64 for overhang dimensions.

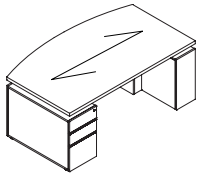


**Height Adj. Double Ped. Desk
Breakfront Style**

DHAID8436DE	36 x 84 x 29	125	440	68		\$10492
DHAID7836DE	36 x 78 x 29	125	420	63		\$10422
DHAID7236DE	36 x 72 x 29	125	400	58		\$10345
DHAID7230DE	30 x 72 x 29	125	390	49		\$10269
DHAID6630DE	30 x 66 x 29	100	380	46		\$10127

Built-in electric height adjustable double pedestal, standard with full to floor **box/box/file** pedestal on **left** and **file/file** pedestal on **right**. Pedestals lock. One pencil tray. Refer to the Desks and Credenzas Notes Section on page 64 for overhang dimensions.

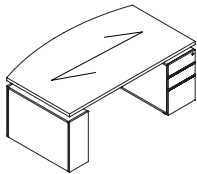
HEIGHT ADJUSTABLE SINGLE PEDESTAL DESKS MODEL# DIMENSIONS FREIGHT CLASS WT./LBS. CUBIC FT. LIST PRICE



**Height Adj. Single Ped. Bow Top Desk
Breakfront Style - LEFT**

DHAMISL8442D	42 x 84 x 29	150	440	59		\$10808
DHAMISL7842D	42 x 78 x 29	150	420	55		\$10399
DHAMISL7242D	42 x 72 x 29	150	400	51		\$9988
DHAMISL6636D	36 x 66 x 29	125	390	40		\$9481

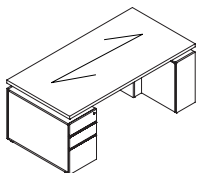
Built-in electric height adjustable single pedestal bow top desk. Standard with full to floor locking **box/box/file** pedestal on **left** and support pedestal on **right**. Refer to the Desks and Credenzas Notes Section on page 64 for overhang dimensions.



**Height Adj. Single Ped. Bow Top Desk
Breakfront Style - RIGHT**

DHAMISR8442D	42 x 84 x 29	150	440	59		\$10808
DHAMISR7842D	42 x 78 x 29	150	420	55		\$10399
DHAMISR7242D	42 x 72 x 29	150	400	51		\$9988
DHAMISR6636D	36 x 66 x 29	125	390	40		\$9481

Built-in electric height adjustable single pedestal bow top desk. Standard with full to floor locking **box/box/file** pedestal on **right** and support pedestal on **left**. Refer to the Desks and Credenzas Notes Section on page 64 for overhang dimensions.



**Height Adjustable Single Ped. Desk
Breakfront Style - LEFT**

DHAISL8436D	36 x 84 x 29	125	430	55		\$9233
DHAISL7836D	36 x 78 x 29	125	410	50		\$9196
DHAISL7236D	36 x 72 x 29	125	390	44		\$9085
DHAISL7230D	30 x 72 x 29	125	380	40		\$8907
DHAISL6630D	30 x 66 x 29	125	360	36		\$8676
DHAISL6030D	30 x 60 x 29	100	340	35		\$8510

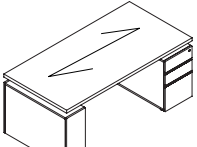
Built-in electric height adjustable single pedestal desk. Standard with full to floor locking **box/box/file** pedestal on **left** and support pedestal on **right**. Refer to the Desks and Credenzas Notes Section on page 64 for overhang dimensions.

Required Specifications

Top Finish
Edge
Base finish
Handle style

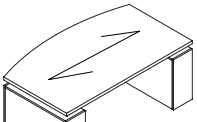
Optional Specifications

Grommet
Glass modesty

HEIGHT ADJUSTABLE SINGLE PEDESTAL DESKS	MODEL#	DIMENSIONS	FREIGHT CLASS	WT/LBS.	CUBIC FT.	LIST PRICE
		D x W x H				
	DHAISR8436D	36 x 84 x 29	XX	430	55	\$9233
	DHAISR7836D	36 x 78 x 29	125	410	50	\$9196
	DHAISR7236D	36 x 72 x 29	125	390	44	\$9085
	DHAISR7230D	30 x 72 x 29	125	380	40	\$8907
	DHAISR6630D	30 x 66 x 29	125	360	36	\$8676
	DHAISR6030D	30 x 60 x 29	100	340	35	\$8510

**Height Adjustable Single Ped. Desk*
Breakfront Style - RIGHT**

Built-in electric height adjustable single pedestal desk. Standard with full to floor locking **box/box/file** pedestal on **right** and support pedestal on **left**. Refer to the Desks and Credenzas Notes Section on page 64 for overhang dimensions.

HEIGHT ADJUSTABLE DESK SHELLS	MODEL#	DIMENSIONS	FREIGHT CLASS	WT/LBS.	CUBIC FT.	LIST PRICE
	DHAMIT8442	42 x 84 x 29	150	350	59	\$10470
	DHAMIT7842	42 x 78 x 29	150	330	55	\$10245
	DHAMIT7242	42 x 72 x 29	150	310	51	\$10014
	DHAMIT6636	36 x 66 x 29	150	280	40	\$9036

**Height Adjustable Bow Top Desk Shell
Breakfront Style**

Built-in electric height adjustable bow top desk shell.
Refer to the Desks and Credenzas Notes Section on page 64 for overhang dimensions.

	DHAIT8436	36 x 84 x 29	150	330	68	\$9315
	DHAIT7836	36 x 78 x 29	150	310	63	\$9143
	DHAIT7236	36 x 72 x 29	150	290	44	\$8961
	DHAIT7230	30 x 72 x 29	150	280	40	\$8398
	DHAIT6636	36 x 66 x 29	150	260	36	\$8604
	DHAIT6630	30 x 66 x 29	150	250	35	\$8398
	DHAIT6030	30 x 60 x 29	150	240	42	\$8250

**Height Adjustable Desk Shell
Breakfront Style**

Built-in electric height adjustable desk shell.
Refer to the Desks and Credenzas Notes Section on page 64 for overhang dimensions.

	DHA8436	36 x 84 x 29	250	160	68	\$7539
	DHA7836	36 x 78 x 29	250	150	63	\$7368
	DHA7236	36 x 72 x 29	250	140	58	\$7182
	DHA7230	30 x 72 x 29	250	130	49	\$6621
	DHA6636	36 x 66 x 29	250	140	54	\$6829
	DHA6630	30 x 66 x 29	250	120	46	\$6621
	DHA6030	30 x 60 x 29	250	115	42	\$6474

Height Adjustable Table

Electric height adjustable table.

	DHA8436TP	36 x 84 x 29	150	320	68	\$9020
	DHA7836TP	36 x 78 x 29	150	300	63	\$8848
	DHA7236TP	36 x 72 x 29	150	280	58	\$8664
	DHA7230TP	30 x 72 x 29	150	270	49	\$8101
	DHA6636TP	36 x 66 x 29	150	250	54	\$8309
	DHA6630TP	30 x 66 x 29	150	240	46	\$8101
	DHA6030TP	30 x 60 x 29	150	230	42	\$7953

Height Adjustable Desk

Built-in electric height adjustable desk on TP bases.

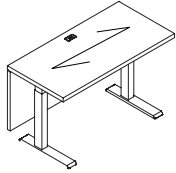
Required Specifications

- Top Finish
- Edge
- Base finish
- Handle style

Optional Specifications

- Grommet
- Glass modesty

HEIGHT ADJUSTABLE

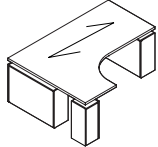


Height Adjustable Bridge Top

MODEL# DIMENSIONS FREIGHT CLASS WT/LBS. CUBIC FT. LIST PRICE

D x W x H						
DHABT6024	24 x 60 x 29	150	150	35		\$7025
DHABT5424	24 x 54 x 29	150	140	31		\$6816
DHABT4824	24 x 48 x 29	150	130	28		\$6610
DHABT4224	24 x 42 x 29	300	29	26		\$6396

Electric height adjustable executive bridge top. Grommet in worksurface.




Height Adj. Right Extended Corner Desk*

DHAEKR60842436	24-36 x 60-84 x 29	150	450	108		\$13967
DHAEKR60782436	24-36 x 60-78 x 29	150	430	100		\$13933
DHAEKR60722436	24-36 x 60-72 x 29	150	410	93		\$13626
DHAEKR60662436	24-36 x 60-66 x 29	150	390	86		\$13228
DHAEKR60602436	24-36 x 60-60 x 29	150	370	79		\$12832

Built-in electric height adjustable right extended corner table desk with a 24" return connection. Extended worksurface on **right. Full end panel on right, narrow end panel on left.** Connects to Linking Bridges, Extended Corners and Connectable Tables.

NOT ON CONTRACT



Height Adj. Left Extended Corner Desk*

DHAEKL8463624	24-36 x 60-84 x 29	150	450	108	No Match!
DHAEKL7863624	24-36 x 60-78 x 29	150	430	100	No Match!
DHAEKL72603624	24-36 x 60-72 x 29	150	410	93	No Match!
DHAEKL66603624	24-36 x 60-66 x 29	150	390	86	No Match!
DHAEKL60603624	24-36 x 60-60 x 29	150	370	79	\$12832

Built-in electric height adjustable right extended corner table desk with a 24" return connection. Extended worksurface on **left. Full end panel on left, narrow end panel on right.** Connects to Linking Bridges, Extended Corners and Connectable Tables.




Spacer

DHASP	2 x 8 x 23	70	15	.75		\$505
-------	------------	----	----	-----	--	--------------

Connects height adjustable desks with linking bridges and returns.

MODESTY PANEL OPTIONS

MODEL# DIMENSIONS FREIGHT CLASS WT/LBS. CUBIC FT. LIST PRICE



Metal Modesty Panel Upgrade*

CMP72	1 x 67 x 18	--	20	1		\$1622
CMP66	1 x 61 x 18	--	18	1		\$1570
CMP60	1 x 55 x 18	--	16	1		\$1546
CMP54	1 x 49 x 18	--	14	1		\$1520
CMP48	1 x 43 x 18	--	13	1		\$1496

Straight modesty panel. Attaches to underside of worksurface. **Can not be retrofitted in the field. Available in Black (E) and Tungsten (K). Please Specify. Not sold individually - to be ordered as an upgrade option only.**

- CMP72 - Specify on 96" x 42" "P" Top Islands, 96" x 48" Islands for Piano Desks or 96" x 36" Delta Islands.
- CMP66 - Specify on 84" x 36" "D" Top Islands.
- CMP60 - Specify on 84" x 42" "P" Top Islands or 84" x 48" Islands for Piano Desks.
- CMP54 - Specify on 72" x 36" or 72" x 30" "D" Top Islands, 72" x 36" or 72" x 30" Boat Shaped Islands.
- CMP48 - Specify on 66" x 36" , 60" x 30" "D" Top Islands, 72" x 42" "P" Top Islands or 72" x 48" Islands for Piano Desks.

Required Specifications

Top Finish
Edge
Base finish

Optional Specifications

Grommet*
Glass modesty

MODESTY PANEL OPTIONS

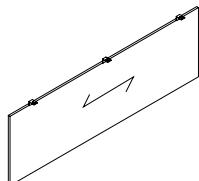


Metal Modesty Panel Upgrade, Curved*

MODEL#	DIMENSIONS D x W x H	FREIGHT CLASS	WT/LBS.	CUBIC FT.	LIST PRICE
CMMP72	0.50 x 67 x 18	--	20	1	\$1622
CMMP66	0.50 x 61 x 18	--	18	1	\$1570
CMMP60	0.50 x 55 x 18	--	16	1	\$1546
CMMP54	0.50 x 49 x 18	--	14	1	\$1520
CMMP48	0.50 x 43 x 18	--	13	1	\$1496

Curved modesty panel. Attaches to underside of worksurface. **Can not be retrofitted in the field. Available in Black (E) and Tungsten (K). Please Specify. Not sold individually - to be ordered as an upgrade option only.**

- CMMP72 - Specify on 96" x 42" "P" Top Islands, 96" x 48" Islands for Piano Desks or 96" x 36" Delta Islands.
- CMMP66 - Specify on 84" x 36" "D" Top Islands.
- CMMP60 - Specify on 84" x 42" "P" Top Islands or 84" x 48" Islands for Piano Desks.
- CMMP54 - Specify on 72" x 36" or 72" x 30" "D" Top Islands, 72" x 36" or 72" x 30" Boat Shaped Islands.
- CMMP48 - Specify on 66" x 36" , 60" x 30" "D" Top Islands, 72" x 42" "P" Top Islands or 72" x 48" Islands for Piano Desks.

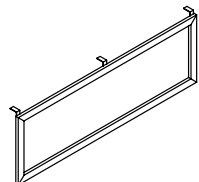


Veneer Modesty Panel Upgrade*

CMP72W	0.75 x 67 x 18	--	20	1	\$1622
CMP66W	0.75 x 61 x 18	--	18	1	\$1570
CMP60W	0.75 x 55 x 18	--	16	1	\$1546
CMP54W	0.75 x 49 x 18	--	14	1	\$1520
CMP48W	0.75 x 43 x 18	--	13	1	\$1496

Straight modesty panel. Attaches to underside of worksurface. **Can not be retrofitted in the field. Not sold individually - to be ordered as an upgrade option only.**

- CMP72W - Specify on "P" Top Islands or 96" x 48" Islands for Piano Desks.
- CMP66W - Specify on 84" x 36" "D" Top Islands.
- CMP60W - Specify on 84" x 42" "P" Top Islands or 84" x 48" Islands for Piano Desks.
- CMP54W - Specify on 72" x 30" "D" Top Islands.
- CMP48W - Specify on 66" x 36" , 60" x 30" "D" Top Islands, 72" x 42" "P" Top Islands or 72" x 48" Islands for Piano Desks.



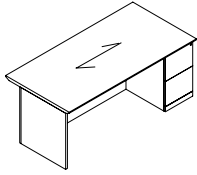
Glass Modesty Panel Upgrade

CMP72G	0.75 x 67 x 18	--	20	1	\$2485
CMP66G	0.75 x 61 x 18	--	18	1	\$2351
CMP60G	0.75 x 55 x 18	--	16	1	\$2149
CMP54G	0.75 x 49 x 18	--	14	1	\$2001
CMP48G	0.75 x 43 x 18	--	13	1	\$1911

Straight modesty panel. Translucent, screened glass. Aluminum box frame construction in Tungsten Only. Attaches to underside of worksurface. **Can not be retrofitted in the field. Not sold individually - to be ordered as an upgrade option only.**

- CMP72G - Specify on "P" Top Islands or 96" x 48" Islands for Piano Desks.
- CMP66G - Specify on 84" x 36" "D" Top Islands.
- CMP60G - Specify on 84" x 42" "P" Top Islands or 84" x 48" Islands for Piano Desks.
- CMP54G - Specify on 72" x 30" "D" Top Islands.
- CMP48G - Specify on 66" x 36" , 60" x 30" "D" Top Islands, 72" x 42" "P" Top Islands or 72" x 48" Islands for Piano Desks.
- Tungsten finish on the aluminum box frame closely resembles the existing Tungsten finish.

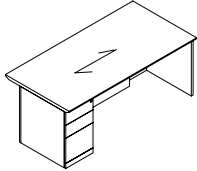
SINGLE PEDESTAL DESKS - BREAKFRONT STYLE MODEL# DIMENSIONS FREIGHT CLASS WT/LBS. CUBIC FT. VENEER/LAMINATE ALL VENEER



**Single Pedestal Desk - RIGHT
Breakfront Style**

		D x W x H						
DISR8442E	42 x 84 x 29	125	463	59	\$5504	\$6605		
DISR7842E	42 x 78 x 29	125	430	55	\$5111	\$6134		
DISR7236E	36 x 72 x 29	125	340	44	\$4047	\$4856		
DISR7230E	30 x 72 x 29	125	283	36	\$3867	\$4639		
DISR6636E	36 x 66 x 29	125	312	40	\$3867	\$4639		
DISR6630E	30 x 66 x 29	100	295	33	\$3690	\$4429		
DISR6030E	30 x 60 x 29	100	265	30	\$3528	\$4235		

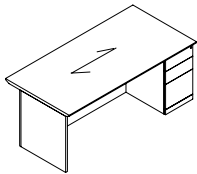
Standard with full to floor **file/file** pedestal on **right**. Pedestal locks. Refer to the Desks and Credenzas Notes Section on page 64 for overhang dimensions.



**Single Pedestal Desk - LEFT
Breakfront Style**

DISL8442D	42 x 84 x 29	125	463	59	\$5504	\$6605		
DISL7842D	42 x 78 x 29	125	430	55	\$5111	\$6134		
DISL7236D	36 x 72 x 29	125	340	44	\$4047	\$4856		
DISL7230D	30 x 72 x 29	125	283	36	\$3867	\$4639		
DISL6636D	36 x 66 x 29	125	312	40	\$3867	\$4639		
DISL6630D	30 x 66 x 29	100	295	33	\$3690	\$4429		
DISL6030D	30 x 60 x 29	100	265	30	\$3528	\$4235		

Standard with full to floor **box/box/file** pedestal on **left**. Pedestal locks. Refer to the Desks and Credenzas Notes Section on page 64 for overhang dimensions.

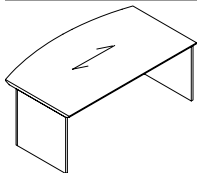


**Single Pedestal Desk - RIGHT
Breakfront Style**

DISR8442D	42 x 84 x 29	125	463	59	\$5504	\$6605		
DISR7842D	42 x 78 x 29	125	430	55	\$5111	\$6134		
DISR7236D	36 x 72 x 29	125	340	44	\$4047	\$4856		
DISR7230D	30 x 72 x 29	125	283	36	\$3867	\$4639		
DISR6636D	36 x 66 x 29	125	312	40	\$3867	\$4639		
DISR6630D	30 x 66 x 29	100	295	33	\$3690	\$4429		
DISR6030D	30 x 60 x 29	100	265	30	\$3528	\$4235		

Standard with full to floor **box/box/file** pedestal on **right**. Pedestal locks. Refer to the Desks and Credenzas Notes Section on page 64 for overhang dimensions.

DESK SHELLS WITH RECESSED FRONT MODEL# DIMENSIONS FREIGHT CLASS WT/LBS. CUBIC FT. VENEER/LAMINATE ALL VENEER



Bow Top Desk Shell

DMT8442	42 x 84 x 29	125	380	59	\$4436	\$5321		
DMT7842	42 x 78 x 29	125	353	55	\$4117	\$4939		
DMT7242	42 x 72 x 29	125	331	51	\$3803	\$4564		
DMT6636	36 x 66 x 29	125	287	40	\$3626	\$4351		

Bow top and recessed modesty panel. Refer to the Desks and Credenzas Notes Section on page 64 for overhang dimensions.

Required Specifications

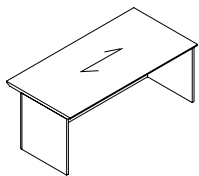
Veneer Finish
 Laminate Finish
 Handle Style (Single Pedestal Desks)

Optional Specifications

Grommet

DESK SHELLS

MODEL#	DIMENSIONS	FREIGHT CLASS	WT/LBS.	CUBIC FT.	VENEER/LAMINATE	ALL VENEER
D x W x H						
DT8436	36 x 84 x 29	125	362	51	\$3536	\$4244
DT7836	36 x 78 x 29	125	336	47	\$3284	\$3942
DT7236	36 x 72 x 29	125	315	44	\$3031	\$3637
DT6636	36 x 66 x 29	125	271	40	\$2855	\$3429
DT7230	30 x 72 x 29	125	271	36	\$2855	\$3429
DT6630	30 x 66 x 29	100	265	33	\$2680	\$3218
DT6030	30 x 60 x 29	100	241	30	\$2453	\$2944
DT4824	24 x 48 x 29	125	123	20	\$1615	\$1938
DT4224	24 x 42 x 29	150	98	17	\$1353	\$1623
DT3624	24 x 36 x 29	150	82	14	\$1302	\$1564
DT3024	24 x 30 x 29	125	76	12	\$1278	\$1534
DT4822	22 x 48 x 29	150	105	18	\$1481	\$1777
DT4222	22 x 42 x 29	150	90	16	\$1240	\$1488
DT3622	22 x 36 x 29	150	75	13	\$1197	\$1436
DT3022	22 x 30 x 29	150	65	11	\$1173	\$1407
DT4820	20 x 48 x 29	125	105	18	\$1347	\$1616
DT4220	20 x 42 x 29	125	90	16	\$1126	\$1351
DT3620	20 x 36 x 29	125	75	13	\$1091	\$1307
DT3020	20 x 30 x 29	125	65	11	\$1065	\$1278

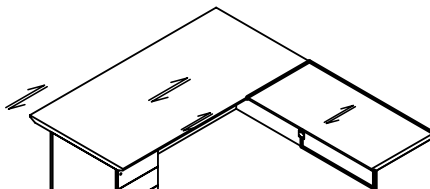
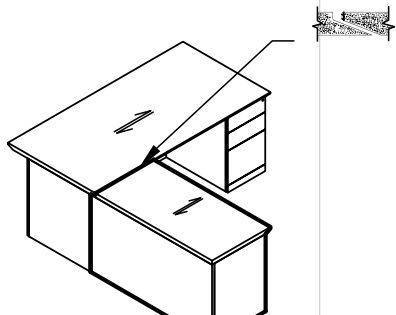


Desk Shell

Recessed modesty panel. Refer to the Desks and Credenzas Notes Section on page 64 for overhang dimensions.

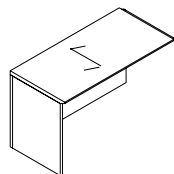
RETURNS

- An Executive Return is used to attach to a Single Pedestal Desk, Single Pedestal Credenza, Desk Shell or Credenza Shell.
- Grommets are available as an option.
- Hand of Executive Return is determined by location of full end panel from user side.
- Hand of Desk or Credenza is determined by location of pedestal from user side.
- To remove cross grain veneer pattern on top, delete suffix "CG" from the model number. Available as a special - no upcharge.



RETURNS

MODEL#	DIMENSIONS	FREIGHT CLASS	WT/LBS.	CUBIC FT.	VENEER/LAMINATE	ALL VENEER
DERL7224CG	24 x 72 x 29	150	135	29	\$2336	\$2803
DERL6624CG	24 x 66 x 29	150	127	27	\$2137	\$2566
DERL6024CG	24 x 60 x 29	150	120	24	\$1945	\$2335
DERL5424CG	24 x 54 x 29	150	112	22	\$1756	\$2108
DERL4824CG	24 x 48 x 29	150	105	19	\$1558	\$1868
DERL4224CG	24 x 42 x 29	150	97	17	\$1367	\$1639



Flush Return - LEFT 24" Deep

Return has **no pedestal**. For use with right handed single pedestal desks, credenzas, desk shells, credenza shells, "D" islands or "P" islands.

Required Specifications

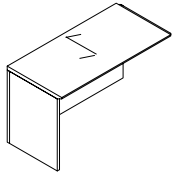
- Veneer Finish
- Laminate Finish

Optional Specifications

- Grommet

RETURNS

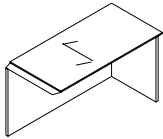
MODEL# DIMENSIONS FREIGHT CLASS WT/LBS. CUBIC FT. VENEER/LAMINATE ALL VENEER



Flush Return - LEFT
22" Deep

	D x W x H						
DERL7222CG	22 x 72 x 29	150	130	27	\$2227	\$2672	
DERL6622CG	22 x 66 x 29	150	122	24	\$1865	\$2238	
DERL6022CG	22 x 60 x 29	150	115	22	\$1701	\$2039	
DERL5422CG	22 x 54 x 29	150	105	20	\$1633	\$1958	
DERL4822CG	22 x 48 x 29	150	100	18	\$1367	\$1639	
DERL4222CG	22 x 42 x 29	150	90	16	\$1194	\$1434	

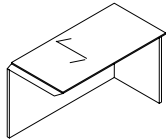
Return has **no pedestal**. For use with right handed single pedestal desks, credenzas, desk shells, credenza shells, "D" islands or "P" islands.



Flush Return - RIGHT
24" Deep

DERR7224CG	24 x 72 x 29	150	135	29	\$2336	\$2803	
DERR6624CG	24 x 66 x 29	150	127	27	\$2137	\$2566	
DERR6024CG	24 x 60 x 29	150	120	24	\$1945	\$2335	
DERR5424CG	24 x 54 x 29	150	112	22	\$1756	\$2108	
DERR4824CG	24 x 48 x 29	150	105	19	\$1558	\$1868	
DERR4224CG	24 x 42 x 29	150	97	17	\$1367	\$1639	

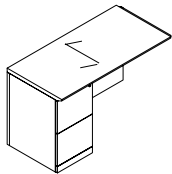
Return has **no pedestal**. For use with left handed single pedestal desks, credenzas, desk shells, credenza shells, "D" islands or "P" islands.



Flush Return - RIGHT
22" Deep

DERR7222CG	22 x 72 x 29	150	130	27	\$2227	\$2672	
DERR6622CG	22 x 66 x 29	150	122	24	\$1865	\$2238	
DERR6022CG	22 x 60 x 29	150	115	22	\$1701	\$2039	
DERR5422CG	22 x 54 x 29	150	105	20	\$1529	\$1835	
DERR4822CG	22 x 48 x 29	150	100	18	\$1359	\$1632	
DERR4222CG	22 x 42 x 29	150	90	16	\$1188	\$1424	

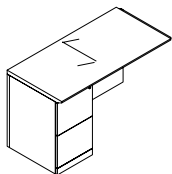
Return has **no pedestal**. For use with left handed single pedestal desks, credenzas, desk shells, credenza shells, "D" islands or "P" islands.



Flush Return - LEFT*
24" Deep

DERL7224ECG	24 x 72 x 29	100	250	29	\$4123	\$4946	
DERL6624ECG	24 x 66 x 29	100	236	27	\$3964	\$4758	
DERL6024ECG	24 x 60 x 29	100	227	24	\$3608	\$4329	
DERL5424ECG	24 x 54 x 29	100	205	22	\$3479	\$4174	
DERL4824ECG	24 x 48 x 29	100	185	19	\$3088	\$3705	
DERL4224ECG	24 x 42 x 29	92.5	178	17	\$2979	\$3574	

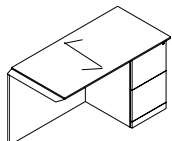
Return has **file/file** pedestal on the **left**. Pedestal locks. For use with right handed single pedestal desks, credenzas, desk shells, credenza shells, "D" islands or "P" islands.



Flush Return - LEFT*
22" Deep

DERL7222ECG	22 x 72 x 29	100	240	27	\$3964	\$4758	
DERL6622ECG	22 x 66 x 29	100	231	24	\$3498	\$4200	
DERL6022ECG	22 x 60 x 29	92.5	222	22	\$3185	\$3822	
DERL5422ECG	22 x 54 x 29	92.5	200	20	\$3068	\$3682	
DERL4822ECG	22 x 48 x 29	92.5	180	18	\$2727	\$3272	
DERL4222ECG	22 x 42 x 29	92.5	173	16	\$2624	\$3148	

Return has **file/file** pedestal on the **left**. Pedestal locks. For use with right handed single pedestal desks, credenzas, desk shells, credenza shells, "D" islands or "P" islands.



Flush Return - RIGHT*
24" Deep

DERR7224ECG	24 x 72 x 29	100	250	29	\$4123	\$4946	
DERR6624ECG	24 x 66 x 29	100	236	27	\$3964	\$4758	
DERR6024ECG	24 x 60 x 29	100	227	24	\$3608	\$4329	
DERR5424ECG	24 x 54 x 29	100	205	22	\$3479	\$4174	
DERR4824ECG	24 x 48 x 29	100	185	19	\$3088	\$3705	
DERR4224ECG	24 x 42 x 29	92.5	178	17	\$2979	\$3574	

Return has **file/file** pedestal on the **right**. Pedestal locks. For use with right handed single pedestal desks, credenzas, desk shells, credenza shells, "D" islands or "P" islands.

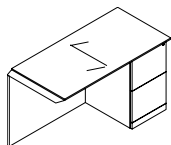
Required Specifications

Veneer Finish
Laminate Finish
Handle Style*

Optional Specifications

Grommet

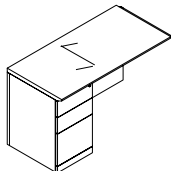
RETURNS



Flush Return - RIGHT
22" Deep

MODEL#	DIMENSIONS D x W x H	FREIGHT CLASS	WT/LBS.	CUBIC FT.	veneer/LAMINATE	ALL VENEER
DERR7222ECG	22 x 72 x 29	100	240	27	\$3964	\$4758
DERR6622ECG	22 x 66 x 29	100	231	24	\$3498	\$4200
DERR6022ECG	22 x 60 x 29	92.5	222	22	\$3185	\$3822
DERR5422ECG	22 x 54 x 29	92.5	200	20	\$3068	\$3682
DERR4822ECG	22 x 48 x 29	92.5	180	18	\$2727	\$3272
DERR4222ECG	22 x 42 x 29	92.5	173	16	\$2624	\$3148

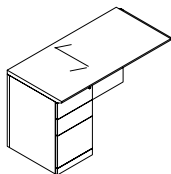
Return has **file/file** pedestal on the **right**. Pedestal locks. For use with right handed single pedestal desks, credenzas, desk shells, credenza shells, "D" islands or "P" islands.



Flush Return - LEFT
24" Deep

DERL7224DCG	24 x 72 x 29	100	250	29	\$4123	\$4946
DERL6624DCG	24 x 66 x 29	100	236	27	\$3964	\$4758
DERL6024DCG	24 x 60 x 29	100	227	24	\$3608	\$4329
DERL5424DCG	24 x 54 x 29	100	205	22	\$3479	\$4174
DERL4824DCG	24 x 48 x 29	100	185	19	\$3088	\$3705
DERL4224DCG	24 x 42 x 29	92.5	178	17	\$2979	\$3574

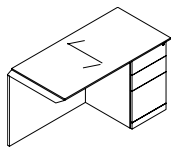
Return has **box/box/file** pedestal on the **left**. Pedestal locks. For use with right handed single pedestal desks, credenzas, desk shells, credenza shells, "D" islands or "P" islands.



Flush Return - LEFT
22" Deep

DERL7222DCG	22 x 72 x 29	100	240	27	\$3964	\$4758
DERL6622DCG	22 x 66 x 29	100	231	24	\$3498	\$4200
DERL6022DCG	22 x 60 x 29	92.5	222	22	\$3185	\$3822
DERL5422DCG	22 x 54 x 29	92.5	200	20	\$3068	\$3682
DERL4822DCG	22 x 48 x 29	150	180	18	\$2727	\$3272
DERL4222DCG	22 x 42 x 29	92.5	173	16	\$2624	\$3148

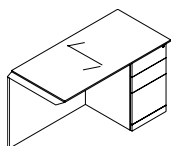
Return has **box/box/file** pedestal on the **left**. Pedestal locks. For use with right handed single pedestal desks, credenzas, desk shells, credenza shells, "D" islands or "P" islands.



Flush Return - RIGHT
24" Deep

DERR7224DCG	24 x 72 x 29	100	250	29	\$4123	\$4946
DERR6624DCG	24 x 66 x 29	100	236	27	\$3964	\$4758
DERR6024DCG	24 x 60 x 29	100	227	24	\$3608	\$4329
DERR5424DCG	24 x 54 x 29	100	205	22	\$3479	\$4174
DERR4824DCG	24 x 48 x 29	100	185	19	\$3088	\$3705
DERR4224DCG	24 x 42 x 29	92.5	178	17	\$2979	\$3574

Return has **box/box/file** pedestal on the **right**. Pedestal locks. For use with right handed single pedestal desks, credenzas, desk shells, credenza shells, "D" islands or "P" islands.



Flush Return - RIGHT
22" Deep

DERR7222DCG	22 x 72 x 29	100	240	27	\$3964	\$4758
DERR6622DCG	22 x 66 x 29	100	231	24	\$3498	\$4200
DERR6022DCG	22 x 60 x 29	92.5	222	22	\$3185	\$3822
DERR5422DCG	22 x 54 x 29	92.5	200	20	\$3068	\$3682
DERR4822DCG	22 x 48 x 29	92.5	180	18	\$2727	\$3272
DERR4222DCG	22 x 42 x 29	92.5	173	16	\$2624	\$3148

Return has **box/box/file** pedestal on the **right**. Pedestal locks. For use with right handed single pedestal desks, credenzas, desk shells, credenza shells, "D" islands or "P" islands.

Required Specifications

Veneer Finish
Laminate Finish
Handle Style

Optional Specifications

Grommet

BRIDGES - EXECUTIVE

MODEL#

DIMENSIONS

FREIGHT CLASS

WT/LBS.

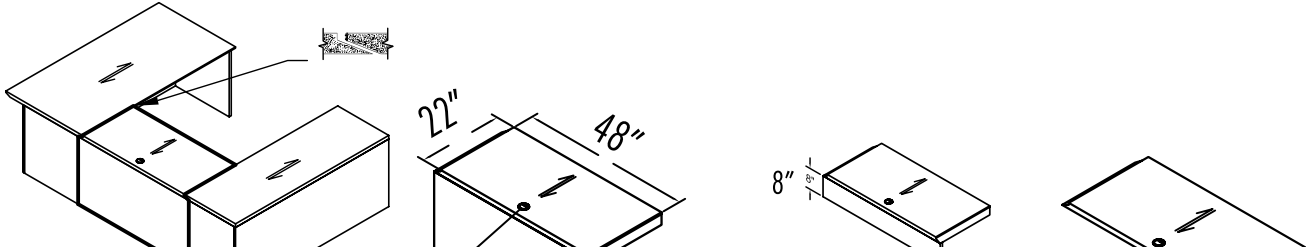
CUBIC FT.

VENEER/LAMINATE

ALL VENEER

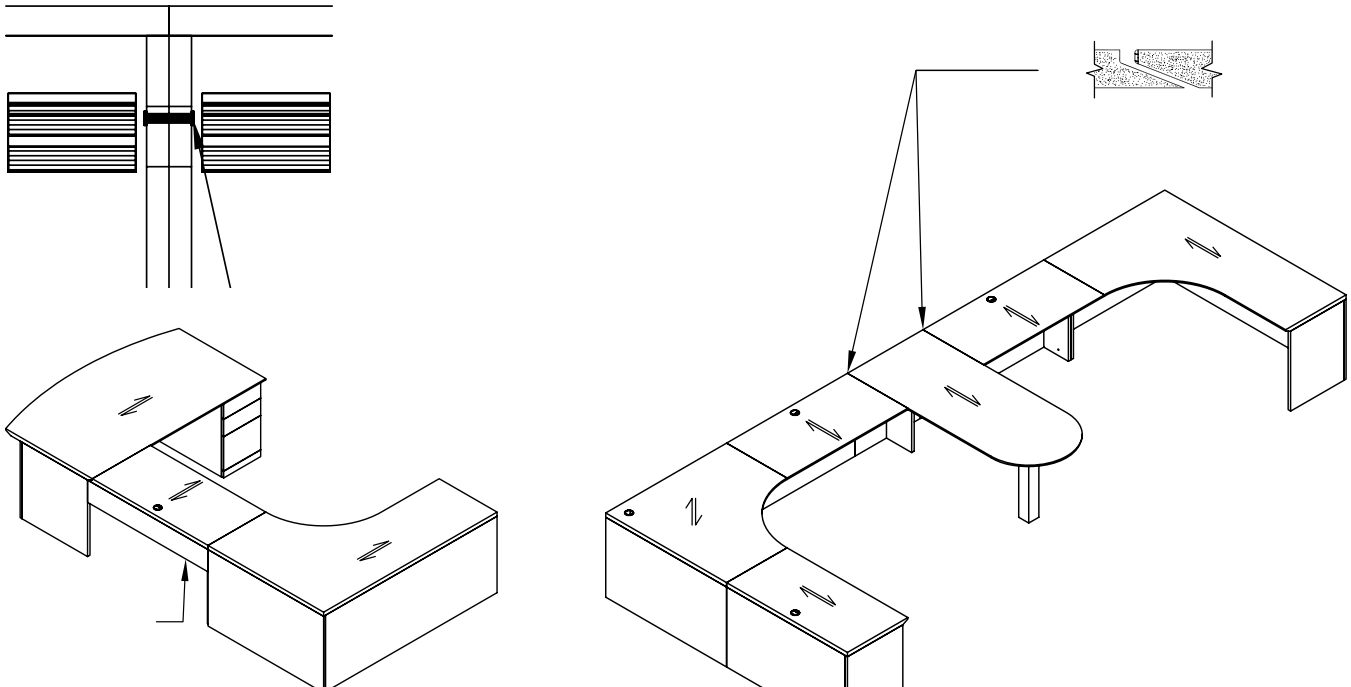
D x W x H

- An Executive Bridge is used to connect a Desk to a Credenza.
- Not to be used with Corner Components or Piano Desks,
- Three Modesty Panel options - Full Modesty, 8" Modesty and No Modesty (Flush Bridge Top).
- Modesty panel flush with end panels of Desk and Credenza.
- Includes GM1 grommet in the top center position.
- Both connecting sides of executive bridges feature a reverse profile edge



BRIDGES - LINKING

- A Linking Bridge is used to connect Corner Components to a Single Pedestal Desk, Single Pedestal Credenza, Desk Shell or Credenza Shell.
- Two Modesty Panel options - Full Modesty and 8" Modesty.
- Includes GM1 grommet in the top center position.
- Hand of Linking Bridge is determined by location of half end panel from user side.
- Linking Bridges are handed **left and right** (Handedness is determined by connecting side with the self edge). The opposite connecting side features a reverse profile edge.

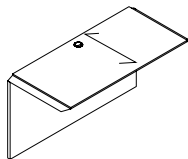


BRIDGES - FLUSH

MODEL# DIMENSIONS FREIGHT CLASS WT/LBS. CUBIC FT. VENEER/LAMINATE ALL VENEER

D x W x H

DBT6024CG	24 x 60 x 29	70	144	10	\$1670	\$2007
DBT5424CG	24 x 54 x 29	70	129	9	\$1509	\$1808
DBT4824CG	24 x 48 x 29	70	120	8	\$1338	\$1606
DBT4224CG	24 x 42 x 29	85	105	7	\$1172	\$1404
DBT6022CG	22 x 60 x 29	70	138	9	\$1369	\$1642
DBT5422CG	22 x 54 x 29	70	124	8	\$1355	\$1624
DBT4822CG	22 x 48 x 29	85	115	7	\$1202	\$1445
DBT4222CG	22 x 42 x 29	85	101	6	\$1055	\$1268
DBT6020CG	20 x 60 x 29	70	131	8	\$1369	\$1642
DBT5420CG	20 x 54 x 29	85	118	8	\$1235	\$1481
DBT4820CG	20 x 48 x 29	85	110	7	\$1097	\$1316
DBT4220CG	20 x 42 x 29	85	96	6	\$942	\$1127

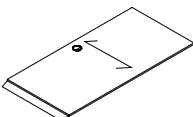


Flush Bridge

Top surface, back panel and hardware to create a "U" configuration with a single pedestal desk or credenza. **Cannot be used with corners.** Grommet in worksurface. Shipped RTA (ready to assemble).

- If linking to bookcase or open storage, add **/S** to end of model number

DBT5424TCG	24 x 54 x --	70	129	9	N/A	\$1129
DBT4824TCG	24 x 48 x --	70	120	8	N/A	\$1004
DBT4224TCG	24 x 42 x --	70	105	7	N/A	\$879
DBT5422TCG	22 x 54 x --	70	124	8	N/A	\$907
DBT4822TCG	22 x 48 x --	70	115	7	N/A	\$807
DBT4222TCG	22 x 42 x --	70	101	6	N/A	\$707
DBT5420TCG	20 x 54 x --	70	118	8	N/A	\$829
DBT4820TCG	20 x 48 x --	70	110	7	N/A	\$735
DBT4220TCG	20 x 42 x --	70	96	6	N/A	\$632

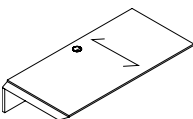


Flush Bridge Top

Top surface only to create a "U" configuration with a single pedestal desk or credenza. **Cannot be used with corners.** Grommet in worksurface. Shipped RTA (ready to assemble).

- If linking to bookcase or open storage, add **/S** to end of model number

DBT6024Q8CG	24 x 60 x --	70	144	10	\$1502	\$1803
DBT5424Q8CG	24 x 54 x --	70	129	9	\$1355	\$1624
DBT4824Q8CG	24 x 48 x --	70	120	8	\$1203	\$1446
DBT4224Q8CG	24 x 42 x --	70	105	7	\$1053	\$1267
DBT6022Q8CG	22 x 60 x --	70	138	9	\$1355	\$1624
DBT5422Q8CG	22 x 54 x --	70	124	8	\$1219	\$1463
DBT4822Q8CG	22 x 48 x --	70	115	7	\$1082	\$1296
DBT4222Q8CG	22 x 42 x --	70	101	6	\$950	\$1141
DBT6020Q8CG	20 x 60 x --	70	131	8	\$1235	\$1481
DBT5420Q8CG	20 x 54 x --	70	118	8	\$1108	\$1331
DBT4820Q8CG	20 x 48 x --	70	110	7	\$987	\$1185
DBT4220Q8CG	20 x 42 x --	70	96	6	\$846	\$1015



Flush Bridge Top, 8" Modesty Panel

Top surface with 8" modesty panel for utility access. Create a "U" configuration with a single pedestal desk or credenza. **Cannot be used with corners.** Grommet in worksurface. Shipped RTA (ready to assemble).

- If linking to bookcase or open storage, add **/S** to end of model number

Required Specifications

Veneer finish
Laminate finish

Optional Specifications

Additional grommet

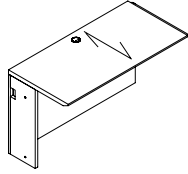
BRIDGES - LINKING

MODEL# DIMENSIONS FREIGHT CLASS WT/LBS. CUBIC FT. VENEER/LAMINATE ALL VENEER

D x W x H

DBT6024NLLCG	24 x 60 x 29	125	145	24	\$1658	\$1987
DBT5424NLLCG	24 x 54 x 29	150	131	22	\$1493	\$1791
DBT4824NLLCG	24 x 48 x 29	125	116	19	\$1327	\$1593
DBT4224NLLCG	24 x 42 x 29	125	102	17	\$1075	\$1290
DBT3624NLLCG	24 x 36 x 29	150	87	15	\$978	\$1174
DBT3024NLLCG	24 x 30 x 29	125	73	12	\$954	\$1144

DBT6022NLLCG	22 x 60 x 29	150	131	22	\$1578	\$1894
DBT5422NLLCG	22 x 54 x 29	150	118	20	\$1423	\$1709
DBT4822NLLCG	22 x 48 x 29	125	110	18	\$1263	\$1514
DBT4222NLLCG	22 x 42 x 29	150	95	16	\$1026	\$1230
DBT3622NLLCG	22 x 36 x 29	125	80	13	\$929	\$1116
DBT3022NLLCG	22 x 30 x 29	150	65	11	\$908	\$1092

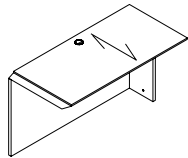


Linking Bridge - LEFT

Top surface, back panel and hardware. **Left side** connects to a 5-Sided Corner, Extended Corner or Connectable Table. Right side connects to a single pedestal desk or credenza, "D" island, Boat shaped island, "P" island and Delta island with a "T" base. Grommet in worksurface.

DBT6024NLR CG	24 x 60 x 29	125	145	24	\$1658	\$1987
DBT5424NLR CG	24 x 54 x 29	150	131	22	\$1493	\$1791
DBT4824NLR CG	24 x 48 x 29	125	116	19	\$1327	\$1593
DBT4224NLR CG	24 x 42 x 29	125	102	17	\$1075	\$1290
DBT3624NLR CG	24 x 36 x 29	150	87	15	\$978	\$1174
DBT3024NLR CG	24 x 30 x 29	125	73	12	\$954	\$1144

DBT6022NLR CG	22 x 60 x 29	150	131	22	\$1578	\$1894
DBT5422NLR CG	22 x 54 x 29	150	118	20	\$1423	\$1709
DBT4822NLR CG	22 x 48 x 29	125	110	18	\$1263	\$1514
DBT4222NLR CG	22 x 42 x 29	150	95	16	\$1026	\$1230
DBT3622NLR CG	22 x 36 x 29	125	80	13	\$929	\$1116
DBT3022NLR CG	22 x 30 x 29	150	65	11	\$908	\$1092

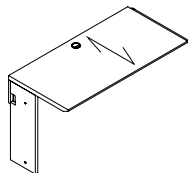


Linking Bridge - RIGHT

Top surface, back panel and hardware. **Right side** connects to a 5-Sided Corner, Extended Corner or Connectable Table. Left side connects to a single pedestal desk or credenza, "D" island, Boat shaped island, "P" island and Delta island with a "T" base. Grommet in worksurface.

DBT6024NLLQ8CG	24 x 60 x 29	125	145	24	\$1824	\$2188
DBT5424NLLQ8CG	24 x 54 x 29	150	131	22	\$1645	\$1975
DBT4824NLLQ8CG	24 x 48 x 29	125	116	19	\$1462	\$1755
DBT4224NLLQ8CG	24 x 42 x 29	125	102	17	\$1315	\$1575
DBT3624NLLQ8CG	24 x 36 x 29	150	87	15	\$1075	\$1290
DBT3024NLLQ8CG	24 x 30 x 29	125	73	12	\$1052	\$1263

DBT6022NLLQ8CG	22 x 60 x 29	150	131	22	\$1738	\$2085
DBT5422NLLQ8CG	22 x 54 x 29	150	118	20	\$1565	\$1879
DBT4822NLLQ8CG	22 x 48 x 29	125	110	18	\$1391	\$1667
DBT4222NLLQ8CG	22 x 42 x 29	150	95	16	\$1125	\$1348
DBT3622NLLQ8CG	22 x 36 x 29	125	80	13	\$1023	\$1229
DBT3022NLLQ8CG	22 x 30 x 29	150	65	11	\$1000	\$1199



Linking Bridge, 8" Modesty Panel - LEFT

Top surface with 8" modesty panel for utility access and hardware. **Left side** connects to a 5-Sided Corner, Extended Corner or Connectable Table. Right side connects to a single pedestal desk or credenza, "D" island, Boat shaped island, "P" island and Delta island with a "T" base. Grommet in worksurface. Shipped RTA (ready to assemble).

Required Specifications

Veneer finish
Laminate finish

Optional Specifications

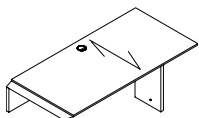
Additional grommet

BRIDGES - LINKING

MODEL# DIMENSIONS FREIGHT CLASS WT/LBS. CUBIC FT. VENEER/LAMINATE ALL VENEER

D x W x H

DBT6024NLRQ8CG	24 x 60 x 29	125	145	24	\$1824	\$2188
DBT5424NLRQ8CG	24 x 54 x 29	150	131	22	\$1645	\$1975
DBT4824NLRQ8CG	24 x 48 x 29	125	116	19	\$1462	\$1755
DBT4224NLRQ8CG	24 x 42 x 29	125	102	17	\$1315	\$1575
DBT3624NLRQ8CG	24 x 36 x 29	150	87	15	\$1075	\$1290
DBT3024NLRQ8CG	24 x 30 x 29	125	73	12	\$1052	\$1263
DBT6022NLRQ8CG	22 x 60 x 29	150	131	22	\$1738	\$2085
DBT5422NLRQ8CG	22 x 54 x 29	150	118	20	\$1565	\$1879
DBT4822NLRQ8CG	22 x 48 x 29	125	110	18	\$1391	\$1667
DBT4222NLRQ8CG	22 x 42 x 29	150	95	16	\$1125	\$1348
DBT3622NLRQ8CG	22 x 36 x 29	125	80	13	\$1023	\$1229
DBT3022NLRQ8CG	22 x 30 x 29	150	65	11	\$1000	\$1199



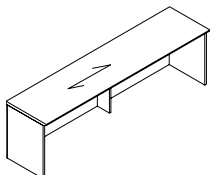
Linking Bridge, 8" Modesty Panel - RIGHT

Top surface with 8" modesty panel for utility access and hardware. **Right side** connects to a 5-Sided Corner, Extended Corner or Connectable Table. Right side connects to a single pedestal desk or credenza, "D" island, Boat shaped island, "P" island and Delta island with a "T" base. Grommet in worksurface. Shipped RTA (ready to assemble).

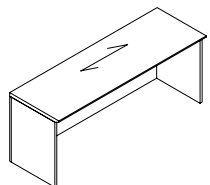
CREDENZAS

MODEL# DIMENSIONS FREIGHT CLASS WT/LBS. CUBIC FT. VENEER/LAMINATE ALL VENEER

DC12024	24 x 120 x 29	100	387	48	\$4169	\$5003
DC11424	24 x 114 x 29	125	367	46	\$3960	\$4754
DC10824	24 x 108 x 29	125	348	44	\$3754	\$4502
DC10224	24 x 102 x 29	100	329	41	\$3545	\$4253
DC9624	24 x 96 x 29	125	309	39	\$3335	\$4001
DC9024	24 x 90 x 29	100	290	36	\$3128	\$3754
DC8424	24 x 84 x 29	125	271	34	\$2920	\$3505
DC7824	24 x 78 x 29	100	251	31	\$2711	\$3252
DC7224	24 x 72 x 29	100	232	29	\$2502	\$3002
DC6624	24 x 66 x 29	125	213	27	\$2408	\$2892
DC6024	24 x 60 x 29	100	193	24	\$2189	\$2627
DC5424	24 x 54 x 29	125	174	22	\$2076	\$2493
DC4824	24 x 48 x 29	100	155	19	\$1961	\$2353
DC4224	24 x 42 x 29	125	135	17	\$1661	\$1993
DC12022	22 x 120 x 29	100	358	44	\$3822	\$4585
DC11422	22 x 114 x 29	100	340	42	\$3630	\$4355
DC10822	22 x 108 x 29	100	323	40	\$3438	\$4128
DC10222	22 x 102 x 29	100	305	38	\$3245	\$3898
DC9622	22 x 96 x 29	100	287	35	\$3061	\$3671
DC9022	22 x 90 x 29	100	269	33	\$2868	\$3442
DC8422	22 x 84 x 29	100	251	31	\$2678	\$3216
DC7822	22 x 78 x 29	100	233	29	\$2484	\$2983
DC7222	22 x 72 x 29	125	215	27	\$2296	\$2754
DC6622	22 x 66 x 29	100	197	24	\$2213	\$2656
DC6022	22 x 60 x 29	100	179	22	\$2009	\$2408
DC5422	22 x 54 x 29	100	161	20	\$1903	\$2284
DC4822	22 x 48 x 29	125	143	18	\$1802	\$2162
DC4222	22 x 42 x 29	125	125	16	\$1522	\$1829



sizes 96" and larger



sizes less than 96"

Credenza Shell*

Standard with **no pedestals**. Flush full modesty panel. 96" w and larger includes a center support leg. If using storage component shells underneath to support the worksurface, **no more than 72" may be left unsupported**.

Required Specifications

Veneer finish
Laminate finish

Optional Specifications

Additional grommet

Accessories

Modular Storage*

CREDENZAS

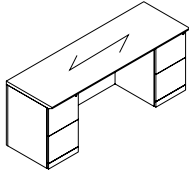
MODEL# DIMENSIONS FREIGHT CLASS WT/LBS. CUBIC FT. VENEER/LAMINATE ALL VENEER

D x W x H

DCK8424EE	24 x 84 x 29	92.5	348	34	\$6178	\$7413
DCK7824EE	24 x 78 x 29	92.5	319	31	\$5740	\$6888
DCK7224EE	24 x 72 x 29	100	280	29	\$5301	\$6360
DCK6624EE	24 x 66 x 29	100	261	27	\$5220	\$6265
DCK6024EE	24 x 60 x 29	100	238	24	\$4856	\$5826

DCK8422EE	22 x 84 x 29	92.5	320	34	\$5663	\$6796
DCK7822EE	22 x 78 x 29	92.5	298	31	\$5262	\$6313
DCK7222EE	22 x 72 x 29	92.5	280	29	\$4857	\$5827
DCK6622EE	22 x 66 x 29	92.5	257	27	\$4784	\$5742
DCK6022EE	22 x 60 x 29	92.5	233	24	\$4449	\$5339

Standard with full to floor **file/file** pedestals on **left and right**. **Center is open** Pedestals lock.

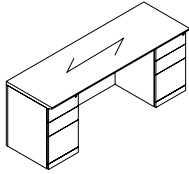


Kneespace Credenza

DCK8424DD	24 x 84 x 29	92.5	348	34	\$6178	\$7413
DCK7824DD	24 x 78 x 29	92.5	319	31	\$5740	\$6888
DCK7224DD	24 x 72 x 29	100	280	29	\$5301	\$6360
DCK6624DD	24 x 66 x 29	100	261	27	\$5220	\$6265
DCK6024DD	24 x 60 x 29	100	238	24	\$4856	\$5826

DCK8422DD	22 x 84 x 29	92.5	320	34	\$5663	\$6796
DCK7822DD	22 x 78 x 29	92.5	298	31	\$5262	\$6313
DCK7222DD	22 x 72 x 29	92.5	280	29	\$4857	\$5827
DCK6622DD	22 x 66 x 29	92.5	257	27	\$4784	\$5742
DCK6022DD	22 x 60 x 29	92.5	233	24	\$4449	\$5339

Standard with full to floor **box/box/file** pedestals on **left and right**. **Center is open** Pedestals lock. One pencil tray.

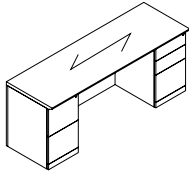


Kneespace Credenza

DCK8424ED	24 x 84 x 29	92.5	348	34	\$6178	\$7413
DCK7824ED	24 x 78 x 29	92.5	319	31	\$5740	\$6888
DCK7224ED	24 x 72 x 29	100	280	29	\$5301	\$6360
DCK6624ED	24 x 66 x 29	100	261	27	\$5220	\$6265
DCK6024ED	24 x 60 x 29	100	238	24	\$4856	\$5826

DCK8422ED	22 x 84 x 29	92.5	320	34	\$5663	\$6796
DCK7822ED	22 x 78 x 29	92.5	298	31	\$5262	\$6313
DCK7222ED	22 x 72 x 29	92.5	280	29	\$4857	\$5827
DCK6622ED	22 x 66 x 29	92.5	257	27	\$4784	\$5742
DCK6022ED	22 x 60 x 29	92.5	233	24	\$4449	\$5339

Standard with full to floor **file/file** pedestal on **left** and **box/box/file** pedestal on **right**. **Center is open** Pedestals lock. One pencil tray.

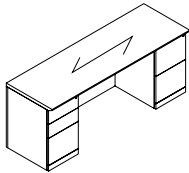


Kneespace Credenza

DCK8424DE	24 x 84 x 29	92.5	348	34	\$6178	\$7413
DCK7824DE	24 x 78 x 29	92.5	319	31	\$5740	\$6888
DCK7224DE	24 x 72 x 29	100	280	29	\$5301	\$6360
DCK6624DE	24 x 66 x 29	100	261	27	\$5220	\$6265
DCK6024DE	24 x 60 x 29	100	238	24	\$4856	\$5826

DCK8422DE	22 x 84 x 29	92.5	320	34	\$5663	\$6796
DCK7822DE	22 x 78 x 29	92.5	298	31	\$5262	\$6313
DCK7222DE	22 x 72 x 29	92.5	280	29	\$4857	\$5827
DCK6622DE	22 x 66 x 29	92.5	257	27	\$4784	\$5742
DCK6022DE	22 x 60 x 29	92.5	233	24	\$4449	\$5339

Standard with full to floor **box/box/file** pedestal on **left** and **file/file** pedestal on **right**. **Center is open** Pedestals lock. One pencil tray.



Kneespace Credenza

Required Specifications

Veneer Finish
Laminate Finish
Handle style

Optional Specifications

Grommet

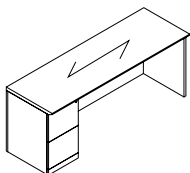
CREENZAS

MODEL# DIMENSIONS FREIGHT CLASS WT/LBS. CUBIC FT. VENEER/LAMINATE ALL VENEER

D x W x H

DCL8424E	24 x 84 x 29	100	315	34	\$4673	\$5608
DCL7824E	24 x 78 x 29	100	292	31	\$4340	\$5205
DCL7224E	24 x 72 x 29	100	270	29	\$4007	\$4807
DCL6624E	24 x 66 x 29	100	247	27	\$3857	\$4629
DCL6024E	24 x 60 x 29	100	225	24	\$3507	\$4207

DCL8422E	22 x 84 x 29	100	286	34	\$4284	\$5140
DCL7822E	22 x 78 x 29	100	265	31	\$3980	\$4777
DCL7222E	22 x 72 x 29	100	250	29	\$3676	\$4407
DCL6622E	22 x 66 x 29	100	229	27	\$3537	\$4245
DCL6022E	22 x 60 x 29	100	208	24	\$3216	\$3857

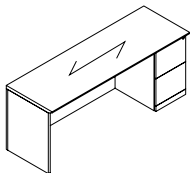


Single Pedestal Credenza - LEFT

Standard with full to floor **file/file** pedestal on **left**. Pedestal locks.

DCR8424E	24 x 84 x 29	100	315	34	\$4673	\$5608
DCR7824E	24 x 78 x 29	100	292	31	\$4340	\$5205
DCR7224E	24 x 72 x 29	100	270	29	\$4007	\$4807
DCR6624E	24 x 66 x 29	100	247	27	\$3857	\$4629
DCR6024E	24 x 60 x 29	100	225	24	\$3507	\$4207

DCR8422E	22 x 84 x 29	100	286	34	\$4284	\$5140
DCR7822E	22 x 78 x 29	100	265	31	\$3980	\$4777
DCR7222E	22 x 72 x 29	100	250	29	\$3676	\$4407
DCR6622E	22 x 66 x 29	100	229	27	\$3537	\$4245
DCR6022E	22 x 60 x 29	100	208	24	\$3216	\$3857

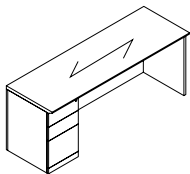


Single Pedestal Credenza - RIGHT

Standard with full to floor **file/file** pedestal on **right**. Pedestal locks.

DCL8424D	24 x 84 x 29	100	315	34	\$4673	\$5608
DCL7824D	24 x 78 x 29	100	292	31	\$4340	\$5205
DCL7224D	24 x 72 x 29	100	270	29	\$4007	\$4807
DCL6624D	24 x 66 x 29	100	247	27	\$3857	\$4629
DCL6024D	24 x 60 x 29	100	225	24	\$3507	\$4207

DCL8422D	22 x 84 x 29	100	286	34	\$4284	\$5140
DCL7822D	22 x 78 x 29	100	265	31	\$3980	\$4777
DCL7222D	22 x 72 x 29	100	250	29	\$3676	\$4407
DCL6622D	22 x 66 x 29	100	229	27	\$3537	\$4245
DCL6022D	22 x 60 x 29	100	208	24	\$3216	\$3857

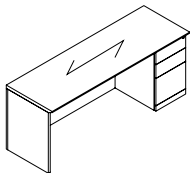


Single Pedestal Credenza - LEFT

Standard with full to floor **box/box/file** pedestal on **left**. Pedestal locks.

DCR8424D	24 x 84 x 29	100	315	34	\$4673	\$5608
DCR7824D	24 x 78 x 29	100	292	31	\$4340	\$5205
DCR7224D	24 x 72 x 29	100	270	29	\$4007	\$4807
DCR6624D	24 x 66 x 29	100	247	27	\$3857	\$4629
DCR6024D	24 x 60 x 29	100	225	24	\$3507	\$4207

DCR8422D	22 x 84 x 29	100	286	34	\$4284	\$5140
DCR7822D	22 x 78 x 29	100	265	31	\$3980	\$4777
DCR7222D	22 x 72 x 29	100	250	29	\$3676	\$4407
DCR6622D	22 x 66 x 29	100	229	27	\$3537	\$4245
DCR6022D	22 x 60 x 29	100	208	24	\$3216	\$3857



Single Pedestal Credenza - RIGHT

Standard with full to floor **box/box/file** pedestal on **right**. Pedestal locks.

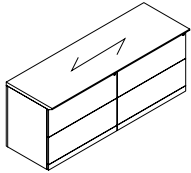
Required Specifications

- Veneer Finish
- Laminate Finish
- Handle style

Optional Specifications

- Grommet

CRENZAS

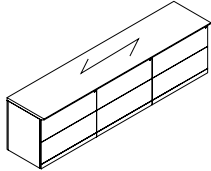


Lateral File Credenza

MODEL#	DIMENSIONS D x W x H	FREIGHT CLASS	WT/LBS.	CUBIC FT.	veneer/LAMINATE	ALL VENEER
DC7224FF	24 x 72 x 29	92.5	328	29	\$6445	\$7738
DC7222FF	22 x 72 x 29	92.5	300	27	\$5912	\$7092
DC6024NN	24 x 60 x 29	92.5	273	24	\$5911	\$7091
DC6022NN	22 x 60 x 29	100	218	22	\$5422	\$6508

Two 2-drawer lateral files side-by-side. Locking drawers. Anti-lock tilt suspension. **Not for stacking materials on lateral file drawer bottom.**

- "FF" models use two 36" wide lateral files, "NN" models use 30" wide.

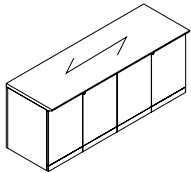


Lateral File Credenza

DC10824FFF	24 x 108 x 29	92.5	457	44	\$11339	\$13606
DC10822FFF	22 x 108 x 29	92.5	435	40	\$10393	\$12472
DC9024NNN	24 x 90 x 29	92.5	381	36	\$9452	\$11341
DC9022NNN	22 x 90 x 29	92.5	372	33	\$8666	\$10400

Three 2-drawer lateral files side-by-side. Locking drawers. Anti-lock tilt suspension. **Not for stacking materials on lateral file drawer bottom.**

- "FFF" models use two 36" wide lateral files, "NNN" models use 30" wide.

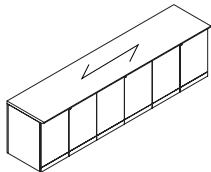


Storage Cabinet Credenza

DC7224GG	24 x 72 x 29	92.5	300	29	\$4785	\$5744
DC7222GG	22 x 72 x 29	92.5	277	27	\$4387	\$5264
DC6024MM	24 x 60 x 29	92.5	254	24	\$4387	\$5264
DC6022MM	22 x 60 x 29	92.5	232	22	\$4023	\$4828

Two 2-door storage cabinets side-by-side. Locking doors. Self-closing hinged doors cover one adjustable shelf.

- "GG" models use two 36" wide storage cabinets, "MM" models use 30" wide.

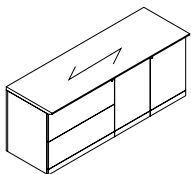


Storage Cabinet Credenza

DC10824GGG	24 x 108 x 29	100	392	44	\$9041	\$10849
DC10822GGG	22 x 108 x 29	100	348	40	\$8287	\$9944
DC9024MMM	24 x 90 x 29	100	326	36	\$7535	\$9042
DC9022MMM	22 x 90 x 29	100	302	33	\$6910	\$8291

Three 2-door storage cabinets side-by-side. Locking doors. Self-closing hinged doors cover one adjustable shelf.

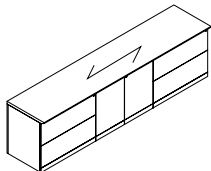
- "GGG" models use two 36" wide storage cabinets, "MMM" models use 30" wide.



Lateral File/Storage Cabinet Credenza

DCF7224	24 x 72 x 29	92.5	305	29	\$5044	\$6053
DCF7222	22 x 72 x 29	92.5	285	27	\$4624	\$5550
DCF6024	24 x 60 x 29	92.5	254	24	\$4204	\$5044
DCF6022	22 x 60 x 29	92.5	233	22	\$3853	\$4622

One 2-drawer lateral file and one storage cabinet. Locking door/drawers. Storage cabinet includes one adjustable shelf. Anti-lock tilt suspension. **Not for stacking materials on lateral file drawer bottom.**



Lateral File/Storage Cabinet Credenza

DC10824FGF	24 x 108 x 29	92.5	392	44	\$10576	\$12692
DC10822FGF	22 x 108 x 29	92.5	348	40	\$9691	\$11631
DC9024NMN	24 x 90 x 29	92.5	326	36	\$8813	\$10576
DC9022NMN	22 x 90 x 29	92.5	302	33	\$8080	\$9696

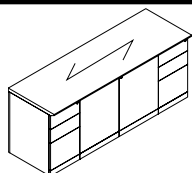
One 2-drawer lateral file and one storage cabinet. Locking door/drawers. Storage cabinet includes one adjustable shelf. Anti-lock tilt suspension. **Not for stacking materials on lateral file drawer bottom.**

- "FGF" models use two 36" wide lateral files and one 36" wide storage cabinet, "NMN" models use 30" wide.

Required Specifications

- Veneer Finish
- Laminate Finish
- Handle style

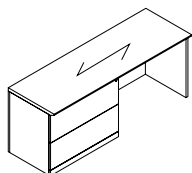
CREDENZAS



Vertical File/Storage Cabinet Credenza

MODEL#	DIMENSIONS D x W x H	FREIGHT CLASS	WT/LBS.	CUBIC FT.	VENEER/LAMINATE	ALL VENEER
DCD7224D	24 x 72 x 29	92.5	319	29	\$5912	\$7092
DCD7222D	22 x 72 x 29	92.5	298	24	\$5422	\$6508
DCD6024D	24 x 60 x 29	92.5	266	24	\$5422	\$6508
DCD6022D	22 x 60 x 29	92.5	246	20	\$4969	\$5965

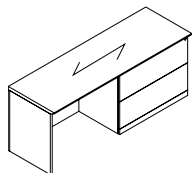
Two box/box/file vertical files and one storage cabinet. Locking door/drawers. Storage cabinet includes one adjustable shelf. One pencil tray.



Kneespace Lateral File Credenza - LEFT*

DCL8424F	24 x 84 x 29	100	305	34	\$5429	\$6515
DCL7824F	24 x 78 x 29	100	285	31	\$5042	\$6052
DCL7224F	24 x 72 x 29	100	261	29	\$4653	\$5584
DCL6624F	24 x 66 x 29	100	239	27	\$4480	\$5375
DCL6024F	24 x 60 x 29	100	218	24	\$4070	\$4884
DCL8422F	22 x 84 x 29	100	266	31	\$4982	\$5976
DCL7822F	22 x 78 x 29	100	245	29	\$4622	\$5548
DCL7222F	22 x 72 x 29	100	230	27	\$4270	\$5124
DCL6622F	22 x 66 x 29	100	209	24	\$4109	\$4932
DCL6022F	22 x 60 x 29	100	188	22	\$3732	\$4477

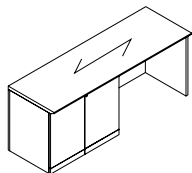
One 2-drawer lateral file on the **left**. Locking drawers. Anti-lock tilt suspension. **Not for stacking materials on lateral file drawer bottom.**



Kneespace Lateral File Credenza - RIGHT*

DCR8424F	24 x 84 x 29	100	305	34	\$5429	\$6515
DCR7824F	24 x 78 x 29	100	285	31	\$5042	\$6052
DCR7224F	24 x 72 x 29	100	261	29	\$4653	\$5584
DCR6624F	24 x 66 x 29	100	239	27	\$4480	\$5375
DCR6024F	24 x 60 x 29	100	218	24	\$4070	\$4884
DCR8422F	22 x 84 x 29	100	266	31	\$4982	\$5976
DCR7822F	22 x 78 x 29	100	245	29	\$4622	\$5548
DCR7222F	22 x 72 x 29	100	230	27	\$4270	\$5124
DCR6622F	22 x 66 x 29	100	209	24	\$4109	\$4932
DCR6022F	22 x 60 x 29	100	188	22	\$3732	\$4477

One 2-drawer lateral file on the **right**. Locking drawers. Anti-lock tilt suspension. **Not for stacking materials on lateral file drawer bottom.**



Kneespace Storage Cabinet * Credenza - LEFT

DCL8424G	24 x 84 x 29	100	338	34	\$4872	\$5848
DCL7824G	24 x 78 x 29	92.5	314	31	\$4527	\$5433
DCL7224G	24 x 72 x 29	92.5	290	29	\$4178	\$5014
DCL6624G	24 x 66 x 29	100	266	27	\$4022	\$4826
DCL6024G	24 x 60 x 29	92.5	242	24	\$3659	\$4391
DCL8422G	22 x 84 x 29	100	266	31	\$4474	\$5370
DCL7822G	22 x 78 x 29	100	245	29	\$4153	\$4985
DCL7222G	22 x 72 x 29	100	230	27	\$3832	\$4597
DCL6622G	22 x 66 x 29	92.5	209	24	\$3687	\$4424
DCL6022G	22 x 60 x 29	92.5	188	22	\$3357	\$4026

One storage cabinet on **left**. Locking doors. Storage cabinet has one adjustable shelf.

Required Specifications

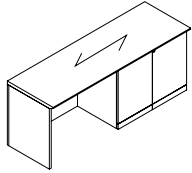
Veneer Finish
Laminate Finish
Handle style

Optional Specifications

Grommet*

CRENZAS

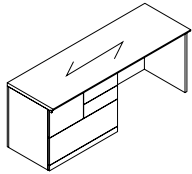
MODEL# DIMENSIONS FREIGHT CLASS WT/LBS. CUBIC FT. VENEER/LAMINATE ALL VENEER



Kneespace Storage Cabinet Credenza - RIGHT

	D x W x H						
DCR8424G	24 x 84 x 29	100	338	34	\$4872	\$5848	
DCR7824G	24 x 78 x 29	92.5	314	31	\$4527	\$5433	
DCR7224G	24 x 72 x 29	92.5	290	29	\$4178	\$5014	
DCR6624G	24 x 66 x 29	100	266	27	\$4022	\$4826	
DCR6024G	24 x 60 x 29	92.5	242	24	\$3659	\$4391	
DCR8422G	22 x 84 x 29	100	266	31	\$4474	\$5370	
DCR7822G	22 x 78 x 29	100	245	29	\$4153	\$4985	
DCR7222G	22 x 72 x 29	100	230	27	\$3832	\$4597	
DCR6622G	22 x 66 x 29	92.5	209	24	\$3687	\$4424	
DCR6022G	22 x 60 x 29	92.5	188	22	\$3357	\$4026	

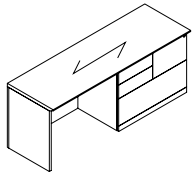
One storage cabinet on **right**. Locking doors. Storage cabinet has one adjustable shelf.



Mixed Storage Credenza - LEFT

DCL8424Z	24 x 84 x 29	100	338	34	\$5929	\$7116	
DCL7824Z	24 x 78 x 29	92.5	314	31	\$5506	\$6606	
DCL7224Z	24 x 72 x 29	92.5	290	29	\$5084	\$6099	
DCL6624Z	24 x 66 x 29	100	266	27	\$4893	\$5872	
DCL6024Z	24 x 60 x 29	92.5	242	24	\$4447	\$5335	
DCL8422Z	22 x 84 x 29	92.5	309	31	\$5434	\$6523	
DCL7822Z	22 x 78 x 29	100	287	29	\$5047	\$6057	
DCL7222Z	22 x 72 x 29	92.5	270	27	\$4661	\$5592	
DCL6622Z	22 x 66 x 29	92.5	248	24	\$4486	\$5382	
DCL6022Z	22 x 60 x 29	92.5	225	22	\$4077	\$4893	

Standard with two box drawers, one file drawer, and one 36"W lateral file drawer on the **left**. File drawer and lateral file drawer lock. Front-to-back and side-to-side filing. **Not for stacking materials on lateral file drawer bottom.**



Mixed Storage Credenza - RIGHT

DCR8424Z	24 x 84 x 29	100	338	34	\$5929	\$7116	
DCR7824Z	24 x 78 x 29	92.5	314	31	\$5506	\$6606	
DCR7224Z	24 x 72 x 29	92.5	290	29	\$5084	\$6099	
DCR6624Z	24 x 66 x 29	100	266	27	\$4893	\$5872	
DCR6024Z	24 x 60 x 29	92.5	242	24	\$4447	\$5335	
DCR8422Z	22 x 84 x 29	92.5	309	31	\$5434	\$6523	
DCR7822Z	22 x 78 x 29	100	287	29	\$5048	\$6058	
DCR7222Z	22 x 72 x 29	92.5	270	27	\$4661	\$5592	
DCR6622Z	22 x 66 x 29	92.5	248	24	\$4486	\$5382	
DCR6022Z	22 x 60 x 29	92.5	225	22	\$4077	\$4893	

Standard with two box drawers, one file drawer, and one 36"W lateral file drawer on the **right**. File drawer and lateral file drawer lock. Front-to-back and side-to-side filing. **Not for stacking materials on lateral file drawer bottom.**

Required Specifications

Veneer Finish
Laminate Finish
Handle style

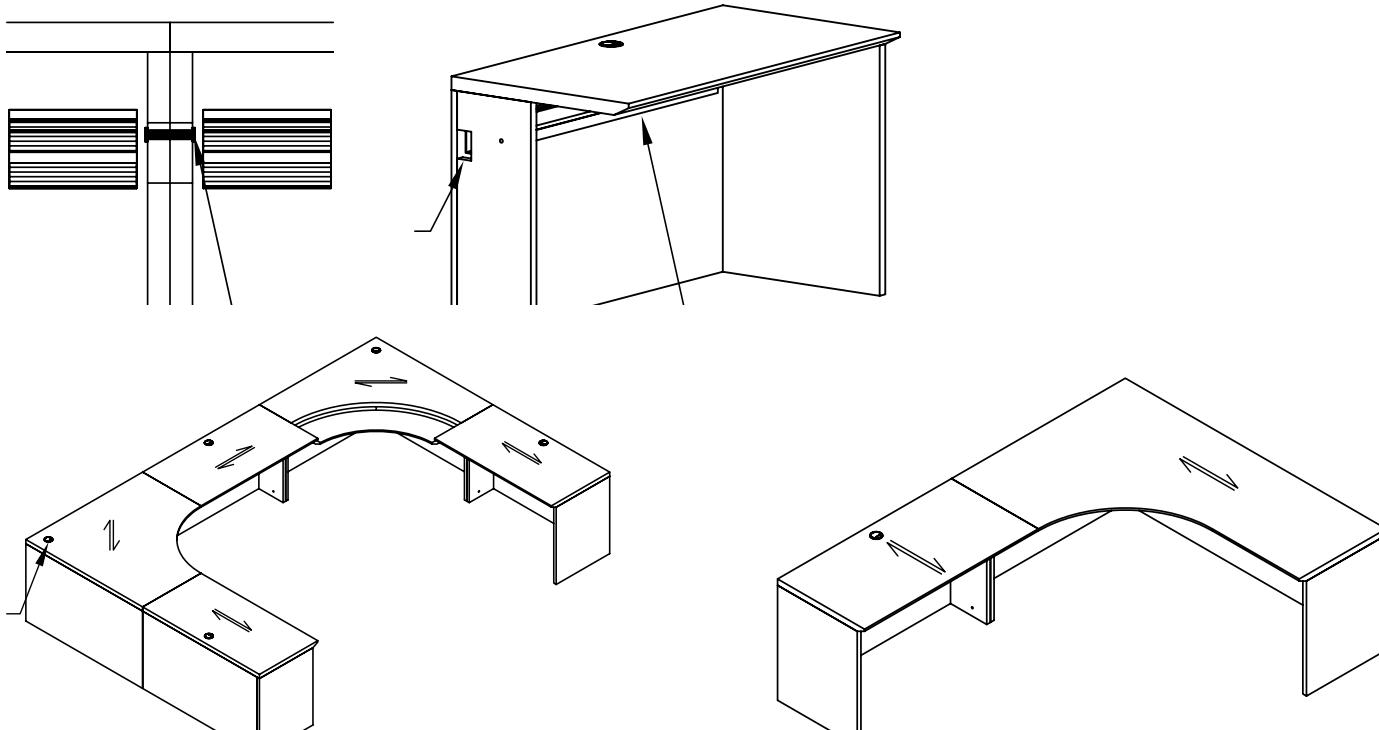
Optional Specifications

Grommet

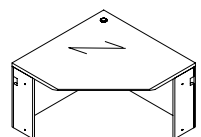
CORNERS MODEL# DIMENSIONS FREIGHT CLASS WT/LBS. CUBIC FT. VENEER/LAMINATE ALL VENEER

D x W x H

- A Corner Desk is used to connect to a Linking Bridge and Linking Credenza, or Connectable Table
- Cable management tray is included.
- Full Modesty Panel option.
- 5-Sided Corners include a GM1 grommet in the top center position. Grommets are available as an option on Extended Corners.
- Hand of Linking Credenza is determined by location of full end panel from user side.
- Hand of Extended Corner is determined by location of long narrow end from user side.
- Connecting sides feature a self edge.



5-SIDED CORNERS MODEL# DIMENSIONS FREIGHT CLASS WT/LBS. CUBIC FT. VENEER/LAMINATE ALL VENEER

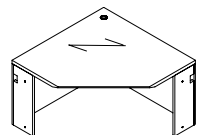


5-Sided Corner

DE484824	48 x 48 x 29	150	201	39	\$2832	\$3398
DE424224	42 x 42 x 29	150	155	30	\$2172	\$2604
DE363624	36 x 36 x 29	125	135	22	\$2064	\$2477

Connects to **24"D** connectables, returns, extended corners, storage/lateral file credenzas, credenzas and bridges. Includes grommet and installed horizontal wire management. Narrow end panels on left and right.

- *Not freestanding*



5-Sided Corner

DE484822	48 x 48 x 29	150	196	39	\$2832	\$3398
DE424222	42 x 42 x 29	150	150	30	\$2172	\$2604
DE363622	36 x 36 x 29	150	130	22	\$2064	\$2477

Connects to **22"D** connectables, returns, extended corners, storage/lateral file credenzas, credenzas and bridges. Includes grommet and installed horizontal wire management. Narrow end panels on left and right.

- *Not freestanding*

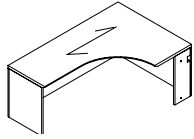
Required Specifications

Veneer Finish
Laminate Finish

Optional Specifications

Additional grommet

LEFT EXTENDED CORNERS

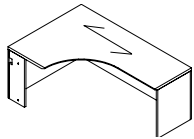


Left Extended Corner

MODEL#	DIMENSIONS	FREIGHT CLASS	WT/LBS.	CUBIC FT.	VENEER/LAMINATE	ALL VENEER
D x W x H						
DEKL964824	24-48 x 96 x 29	150	387	77	\$4714	\$5654
DEKL904824	24-48 x 90 x 29	150	363	73	\$4384	\$5260
DEKL844824	24-48 x 84 x 29	150	338	68	\$4378	\$5255
DEKL784824	24-48 x 78 x 29	150	314	63	\$4308	\$5169
DEKL724824	24-48 x 72 x 29	150	290	58	\$4039	\$4847
DEKL664824	24-48 x 66 x 29	150	266	52	\$3820	\$4583
DEKL604824	24-48 x 60 x 29	150	242	48	\$3539	\$4246

Extended worksurface on **left. Full end panel on left, narrow end panel on right.** Connects to Linking Bridges, Extended Corners and Connectable Tables.

RIGHT EXTENDED CORNERS

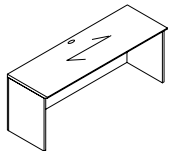


Right Extended Corner

MODEL#	DIMENSIONS	FREIGHT CLASS	WT/LBS.	CUBIC FT.	VENEER/LAMINATE	ALL VENEER
DEKR489624	24-48 x 96 x 29	150	387	77	\$4714	\$5654
DEKR489024	24-48 x 90 x 29	150	363	73	\$4384	\$5260
DEKR488424	24-48 x 84 x 29	150	338	68	\$4378	\$5255
DEKR487824	24-48 x 78 x 29	150	314	63	\$4308	\$5169
DEKR487224	24-48 x 72 x 29	150	290	58	\$4039	\$4847
DEKR486624	24-48 x 66 x 29	150	266	52	\$3820	\$4583
DEKR486024	24-48 x 60 x 29	150	242	48	\$3539	\$4246

Extended worksurface on **right. Full end panel on right, narrow end panel on left.** Connects to Linking Bridges, Extended Corners and Connectable Tables.

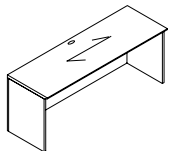
FREESTANDING TABLES



24" Deep Freestanding Table

MODEL#	DIMENSIONS	FREIGHT CLASS	WT/LBS.	CUBIC FT.	VENEER/LAMINATE	ALL VENEER
DVT9624	24 x 96 x 29	150	213	39	\$2810	\$3371
DVT9024	24 x 90 x 29	150	199	36	\$2633	\$3160
DVT8424	24 x 84 x 29	150	186	34	\$2459	\$2951
DVT7824	24 x 78 x 29	150	173	31	\$2284	\$2741
DVT7224	24 x 72 x 29	150	160	29	\$2108	\$2528
DVT6624	24 x 66 x 29	150	146	27	\$1982	\$2379
DVT6024	24 x 60 x 29	150	133	24	\$1856	\$2227
DVT5424	24 x 54 x 29	150	128	22	\$1755	\$2105
DVT4824	24 x 48 x 29	125	120	19	\$1649	\$1980
DVT4224	24 x 42 x 29	125	104	17	\$1397	\$1678
DVT3624	24 x 36 x 29	150	88	15	\$1353	\$1623
DVT3024	24 x 30 x 29	125	82	12	\$1327	\$1593
DVT2424	24 x 24 x 29	125	65	10	\$1115	\$1338

Two full end panels. **Cannot be connected on left or right side.**



22" Deep Freestanding Table

DVT9622	22 x 96 x 29	150	193	35	\$2677	\$3214
DVT9022	22 x 90 x 29	150	181	33	\$2507	\$3011
DVT8422	22 x 84 x 29	150	169	31	\$2345	\$2813
DVT7822	22 x 78 x 29	150	157	29	\$2174	\$2609
DVT7222	22 x 72 x 29	150	145	27	\$2009	\$2408
DVT6622	22 x 66 x 29	150	138	24	\$1887	\$2263
DVT6022	22 x 60 x 29	150	130	22	\$1768	\$2123
DVT5422	22 x 54 x 29	125	123	20	\$1668	\$2006
DVT4822	22 x 48 x 29	125	115	18	\$1573	\$1890
DVT4222	22 x 42 x 29	125	100	16	\$1331	\$1598
DVT3622	22 x 36 x 29	125	85	13	\$1290	\$1546
DVT3022	22 x 30 x 29	125	80	11	\$1263	\$1514
DVT2422	22 x 24 x 29	125	64	9	\$1061	\$1274

Two full end panels. **Cannot be connected on left or right side.**

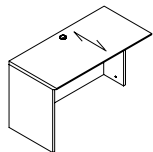
Required Specifications

Veneer Finish
Laminate Finish

Optional Specifications

Grommet

CONNECTABLE TABLES

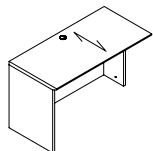


24" Deep Connectable Table - LEFT

MODEL#	DIMENSIONS D x W x H	FREIGHT CLASS	WT./LBS.	CUBIC FT.	VENEER/LAMINATE	ALL VENEER
DVL9624CG	24 x 96 x 29	150	200	39	\$3109	\$3731
DVL9024CG	24 x 90 x 29	150	187	36	\$2911	\$3493
DVL8424CG	24 x 84 x 29	150	174	34	\$2719	\$3263
DVL7824CG	24 x 78 x 29	150	162	31	\$2522	\$3024
DVL7224CG	24 x 72 x 29	150	149	29	\$2330	\$2796
DVL6624CG	24 x 66 x 29	150	141	27	\$2185	\$2623
DVL6024CG	24 x 60 x 29	150	132	24	\$2043	\$2453
DVL5424CG	24 x 54 x 29	150	121	22	\$1928	\$2309
DVL4824CG	24 x 48 x 29	125	115	19	\$1810	\$2173
DVL4224CG	24 x 42 x 29	150	99	17	\$1529	\$1835
DVL3624CG	24 x 36 x 29	150	83	15	\$1473	\$1770
DVL3024CG	24 x 30 x 29	125	77	12	\$1447	\$1737
DVL2424CG	24 x 24 x 29	125	61	10	\$1216	\$1458

Full end panel on left. Right narrow end panel connects to 24"D center/right connectable table; 24"D extended corners, 24"D 5-sided corners; Grommet in worksurface.

- To remove cross grain veneer pattern on top, delete suffix "CG" from the model number. Available as a special - no upcharge.

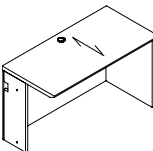


22" Deep Connectable Table - LEFT

DVL9622CG	22 x 96 x 29	150	187	39	\$2958	\$3549
DVL9022CG	22 x 90 x 29	150	175	36	\$2776	\$3332
DVL8422CG	22 x 84 x 29	150	163	34	\$2591	\$3109
DVL7822CG	22 x 78 x 29	150	152	31	\$2403	\$2882
DVL7222CG	22 x 72 x 29	150	140	29	\$2219	\$2662
DVL6622CG	22 x 66 x 29	150	133	27	\$2085	\$2501
DVL6022CG	22 x 60 x 29	150	125	24	\$1947	\$2338
DVL5422CG	22 x 54 x 29	150	113	22	\$1840	\$2207
DVL4822CG	22 x 48 x 29	125	110	19	\$1729	\$2074
DVL4222CG	22 x 42 x 29	150	95	17	\$1460	\$1749
DVL3622CG	22 x 36 x 29	125	80	15	\$1403	\$1685
DVL3022CG	22 x 30 x 29	125	75	12	\$1379	\$1658
DVL2422CG	22 x 24 x 29	125	60	10	\$1160	\$1392

Full end panel on left. Right narrow end panel connects to 22"D center/right connectable table; 22"D 5-sided corners; Grommet in worksurface.

- To remove cross grain veneer pattern on top, delete suffix "CG" from the model number. Available as a special - no upcharge.



24" Deep Connectable Table - RIGHT

DVR9624CG	24 x 96 x 29	150	200	39	\$3109	\$3731
DVR9024CG	24 x 90 x 29	150	187	36	\$2911	\$3493
DVR8424CG	24 x 84 x 29	150	174	34	\$2719	\$3263
DVR7824CG	24 x 78 x 29	150	162	31	\$2522	\$3024
DVR7224CG	24 x 72 x 29	150	149	29	\$2330	\$2796
DVR6624CG	24 x 66 x 29	150	141	27	\$2185	\$2623
DVR6024CG	24 x 60 x 29	150	132	24	\$2040	\$2449
DVR5424CG	24 x 54 x 29	150	121	22	\$1928	\$2309
DVR4824CG	24 x 48 x 29	125	115	19	\$1812	\$2174
DVR4224CG	24 x 42 x 29	150	99	17	\$1529	\$1835
DVR3624CG	24 x 36 x 29	150	83	15	\$1473	\$1770
DVR3024CG	24 x 30 x 29	125	77	12	\$1447	\$1737
DVR2424CG	24 x 24 x 29	125	61	10	\$1216	\$1458

Full end panel on right. Left narrow end panel connects to 24"D center/left connectable table; 24"D extended corners, 24"D 5-sided corners; Grommet in worksurface.

- To remove cross grain veneer pattern on top, delete suffix "CG" from the model number. Available as a special - no upcharge.

Required Specifications

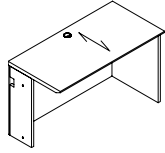
Veneer Finish
Laminate Finish

Optional Specifications

Additional grommet

CONNECTABLE TABLES

MODEL# DIMENSIONS FREIGHT CLASS WT/LBS. CUBIC FT. VENEER/LAMINATE ALL VENEER

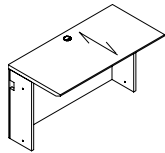


22" Deep Connectable Table - RIGHT

	D x W x H						
DVR9622CG	22 x 96 x 29	150	187	39	\$2958	\$3549	
DVR9022CG	22 x 90 x 29	150	175	36	\$2776	\$3332	
DVR8422CG	22 x 84 x 29	150	163	34	\$2591	\$3109	
DVR7822CG	22 x 78 x 29	150	152	31	\$2403	\$2882	
DVR7222CG	22 x 72 x 29	150	140	29	\$2219	\$2662	
DVR6622CG	22 x 66 x 29	150	133	27	\$2085	\$2501	
DVR6022CG	22 x 60 x 29	150	125	24	\$1947	\$2338	
DVR5422CG	22 x 54 x 29	150	113	22	\$1840	\$2207	
DVR4822CG	22 x 48 x 29	125	110	19	\$1729	\$2074	
DVR4222CG	22 x 42 x 29	150	95	17	\$1460	\$1749	
DVR3622CG	22 x 36 x 29	125	80	15	\$1403	\$1685	
DVR3022CG	22 x 30 x 29	125	75	12	\$1379	\$1658	
DVR2422CG	22 x 24 x 29	125	60	10	\$1160	\$1392	

Full end panel on right. Left narrow end panel connects to 22"D center/left connectable table; 22"D 5-sided corners; Grommet in worksurface.

- To remove cross grain veneer pattern on top, delete suffix "CG" from the model number. Available as a special - no upcharge.

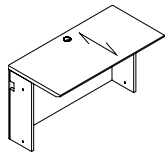


24" Deep Connectable Table

DV9624CG	24 x 96 x 29	150	197	39	\$3035	\$3640
DV9024CG	24 x 90 x 29	150	185	36	\$2848	\$3418
DV8424CG	24 x 84 x 29	150	173	34	\$2658	\$3190
DV7824CG	24 x 78 x 29	150	160	31	\$2468	\$2961
DV7224CG	24 x 72 x 29	150	145	29	\$2276	\$2730
DV6624CG	24 x 66 x 29	150	136	27	\$2303	\$2765
DV6024CG	24 x 60 x 29	150	123	24	\$1987	\$2384
DV5424CG	24 x 54 x 29	150	119	22	\$1870	\$2246
DV4824CG	24 x 48 x 29	150	107	19	\$1756	\$2108
DV4224CG	24 x 42 x 29	150	91	17	\$1473	\$1770
DV3624CG	24 x 36 x 29	150	76	15	\$1421	\$1704
DV3024CG	24 x 30 x 29	150	70	12	\$1392	\$1668
DV2424CG	24 x 24 x 29	150	53	10	\$1169	\$1402

Narrow end panels on left and right connects to 24"D connectable table; 24"D extended corners, 24"D 5-sided corners; Grommet in worksurface.

- To remove cross grain veneer pattern on top, delete suffix "CG" from the model number. Available as a special - no upcharge.



22" Deep Connectable Table

DV9622CG	22 x 96 x 29	150	181	35	\$2891	\$3468
DV9022CG	22 x 90 x 29	150	169	33	\$2714	\$3256
DV8422CG	22 x 84 x 29	150	157	31	\$2528	\$3035
DV7822CG	22 x 78 x 29	150	145	29	\$2350	\$2820
DV7222CG	22 x 72 x 29	150	133	27	\$2164	\$2598
DV6622CG	22 x 66 x 29	150	126	24	\$2030	\$2435
DV6022CG	22 x 60 x 29	150	118	22	\$1898	\$2279
DV5422CG	22 x 54 x 29	150	111	20	\$1782	\$2137
DV4822CG	22 x 48 x 29	150	103	18	\$1671	\$2008
DV4222CG	22 x 42 x 29	150	88	16	\$1399	\$1680
DV3622CG	22 x 36 x 29	150	73	13	\$1352	\$1622
DV3022CG	22 x 30 x 29	125	68	11	\$1325	\$1589
DV2422CG	22 x 24 x 29	150	52	9	\$1111	\$1333

Narrow end panels on left and right connects to 22"D connectable table; 22"D extended corners, 22"D 5-sided corners; Grommet in worksurface.

- To remove cross grain veneer pattern on top, delete suffix "CG" from the model number. Available as a special - no upcharge.

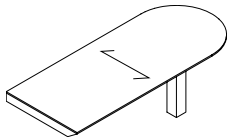
Required Specifications

Veneer Finish
Laminate Finish

Optional Specifications

Additional grommet

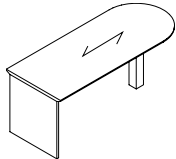
"D" ISLANDS



"D" Island with Monopost

MODEL#	DIMENSIONS D x W x H	FREIGHT CLASS	WT./LBS.	CUBIC FT.	VENEER/LAMINATE	ALL VENEER
DRD8436CG	36 x 84 x 29	250	135	51	N/A	\$2865
DRD7236CG	36 x 72 x 29	250	121	44	N/A	\$2453
DRD7230CG	30 x 72 x 29	250	99	36	N/A	\$2296
DRD6636CG	36 x 66 x 29	250	99	40	N/A	\$2296
DRD6030CG	30 x 60 x 29	250	83	30	N/A	\$2137

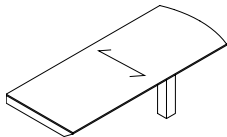
Attaches to edge of worksurfaces with Dufferin knife (molding) edge. Attaching hardware included. Shipped RTA (ready to assemble).



"D" Island - Full End Panel* (T-Base) & Monopost

DDD8436	36 x 84 x 29	125	343	51	\$4547	\$5458
DDD7236	36 x 72 x 29	125	294	44	\$3897	\$4674
DDD7230	30 x 72 x 29	125	264	36	\$3622	\$4345
DDD6636	36 x 66 x 29	125	245	40	\$3622	\$4345
DDD6030	30 x 60 x 29	125	225	30	\$3482	\$4176

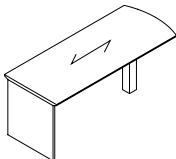
Connects to Linking Bridges or Executive Returns. Attaching hardware included. **Not freestanding.**



"D" Island with Monopost, Bow End

DRDBE8436CG	36 x 84 x 29	250	135	51	N/A	\$2865
DRDBE7236CG	36 x 72 x 29	250	121	44	N/A	\$2453
DRDBE7230CG	30 x 72 x 29	250	99	36	N/A	\$2296
DRDBE6636CG	36 x 66 x 29	250	99	40	N/A	\$2296
DRDBE6030CG	30 x 60 x 29	250	83	30	N/A	\$2137

Attaches to edge of worksurfaces with Dufferin knife (molding) edge. Attaching hardware included. Shipped RTA (ready to assemble).

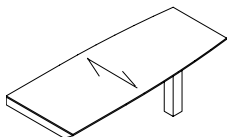


"D" Island - Full End Panel, Bow End (T-Base) & Monopost

DRDBE8436	36 x 84 x 29	125	343	51	\$4546	\$5455
DRDBE7236	36 x 72 x 29	125	294	44	\$3897	\$4674
DRDBE7230	30 x 72 x 29	125	264	36	\$3621	\$4344
DRDBE6636	36 x 66 x 29	125	245	40	\$3621	\$4344
DRDBE6030	30 x 60 x 29	125	225	30	\$3479	\$4174

Connects to Linking Bridges or Executive Returns. Attaching hardware included. **Not freestanding.**

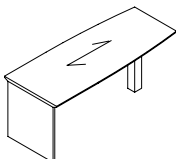
BOAT SHAPED ISLANDS



Boat Shaped Island with Monopost

MODEL#	DIMENSIONS	FREIGHT CLASS	WT./LBS.	CUBIC FT.	VENEER/LAMINATE	ALL VENEER
DRDBS8442CG	42 x 84 x 29	250	179	59	N/A	\$3335
DRDBS8436CG	36 x 84 x 29	250	155	51	N/A	\$2865
DRDBS7236CG	36 x 72 x 29	250	141	44	N/A	\$2453
DRDBS7230CG	30 x 72 x 29	250	119	36	N/A	\$2296
DRDBS6636CG	36 x 66 x 29	250	119	40	N/A	\$2296
DRDBS6030CG	30 x 60 x 29	250	103	30	N/A	\$2137

Attaches to edge of worksurfaces with Dufferin knife (molding) edge. Attaching hardware included. Shipped RTA (ready to assemble).



Boat Shaped Island - Full End Panel* (T-Base) & Monopost

DRDBS8442	42 x 84 x 29	125	414	59	\$5382	\$6460
DRDBS8436	36 x 84 x 29	125	343	51	\$4546	\$5455
DRDBS7236	36 x 72 x 29	125	314	44	\$3897	\$4674
DRDBS7230	30 x 72 x 29	125	284	36	\$3621	\$4344
DRDBS6636	36 x 66 x 29	125	265	40	\$3621	\$4344
DRDBS6030	30 x 60 x 29	100	245	30	\$3479	\$4174

Connects to Linking Bridges or Executive Returns. Attaching hardware included. **Not freestanding.**

Required Specifications

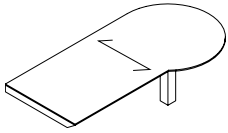
- Veneer finish
- Laminate finish*
- Monopost finish

Optional Specifications

- Grommet
- Modesty panel
- Monopost (Base) upgrade

"P" ISLANDS

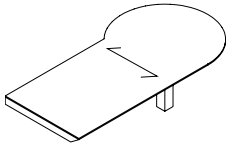
MODEL# DIMENSIONS FREIGHT CLASS WT/LBS. CUBIC FT. LIST PRICE



"P" Island - LEFT with Monopost

		D x W x H					
DRPL9642CG	42 x 96 x 29	250	239	68	N/A	\$4408	
DRPL8442CG	42 x 84 x 29	250	209	59	N/A	\$3855	
DRPL7242CG	42 x 72 x 29	250	143	51	N/A	\$3309	

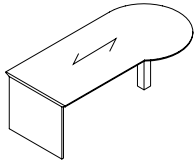
Attaches to edge of worksurfaces with Dufferin knife (molding) edge. Attaching hardware included. Shipped RTA (ready to assemble).



"P" Island - RIGHT with Monopost

DRPR9642CG	42 x 96 x 29	250	239	68	N/A	\$4408	
DRPR8442CG	42 x 84 x 29	250	209	59	N/A	\$3855	
DRPR7242CG	42 x 72 x 29	250	143	51	N/A	\$3309	

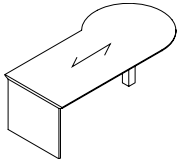
Attaches to edge of worksurfaces with Dufferin knife (molding) edge. Attaching hardware included. Shipped RTA (ready to assemble).



"P" Island - LEFT with Monopost (T-Base) & Monopost*

DTPL9642	42 x 96 x 29	125	440	68	\$4163	\$4993	
DTPL8442	42 x 84 x 29	125	385	59	\$3641	\$4371	
DTPL7242	42 x 72 x 29	125	319	51	\$3319	\$3982	

Connects to Linking Bridges or Executive Returns. Attaching hardware included. **Not freestanding.**



"P" Island - RIGHT with Monopost (T-Base) & Monopost*

DTPR9642	42 x 96 x 29	125	440	68	\$4163	\$4993	
DTPR8442	42 x 84 x 29	125	385	59	\$3641	\$4371	
DTPR7242	42 x 72 x 29	125	319	51	\$3319	\$3982	

Connects to Linking Bridges or Executive Returns. Attaching hardware included. **Not freestanding.**

Required Specifications

Veneer finish
 Laminate finish*
 Monopost finish

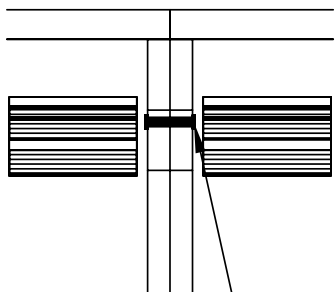
Optional Specifications

Grommet
 Modesty panel
 Monopost (Base) upgrade

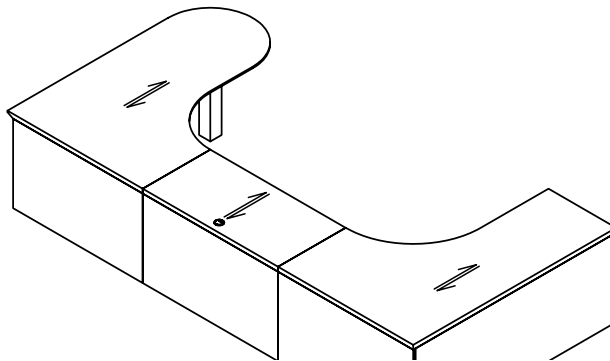
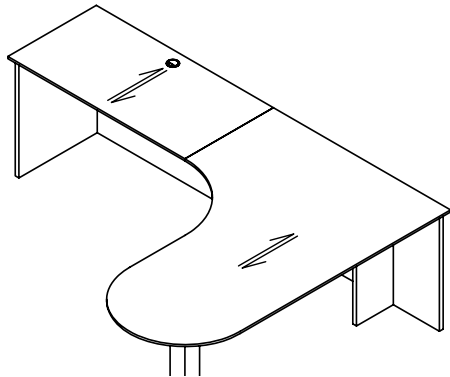
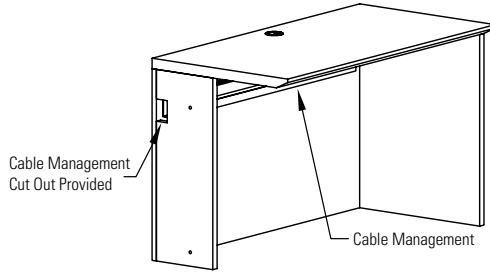
PIANO DESKS MODEL# DIMENSIONS FREIGHT CLASS WT/LBS. CUBIC FT. VENEER/LAMINATE ALL VENEER

D x W x H

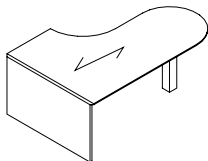
- Can be ordered as a shell or with pedestals.
- Components include a GM1 grommet in the top center position.
- Hand of Rectangular Desk is determined by location of pedestal from user side.
- Hand of "D" Top is determined by outward orientation of curved end from user projection.
- Hand of "P" Top is determined by outward orientation of conference end from user projection.
- Connectable Tables and Bridges - To remove cross grain veneer pattern on top, delete suffix "CG" from the model number. Available as a special - no upcharge.



Piano Return (Right Hand Shown)



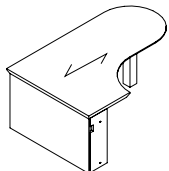
"D" ISLANDS (PIANO DESKS) MODEL# DIMENSIONS FREIGHT CLASS WT/LBS. CUBIC FT. VENEER/LAMINATE ALL VENEER



"D" Island LEFT - Full End Panel & Monopost, Piano Desk

DTDPL96304824	48 x 96 x 29	125	464	77	\$4317	\$5179
DTDPL84304824	48 x 84 x 29	150	406	68	\$3843	\$4613
DTDPL72304824	48 x 72 x 29	125	348	58	\$3366	\$4039

Extended island worksurface on the **left**. Narrow end panel on right connects to **24"D** returns or bridges for Piano Desks **Only** (see above). **Not freestanding**. Includes installed horizontal wire management.



"D" Island RIGHT - Full End Panel & Monopost, Piano Desk

DTDPR96304824	48 x 96 x 29	125	464	77	\$4317	\$5179
DTDPR84304824	48 x 84 x 29	150	406	68	\$3843	\$4613
DTDPR72304824	48 x 72 x 29	125	348	58	\$3366	\$4039

Extended island worksurface on the **right**. Narrow end panel on left connects to **24"D** returns or bridges for Piano Desks **Only** (see above). **Not freestanding**. Includes installed horizontal wire management.

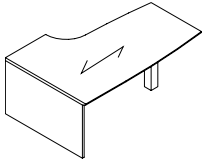
Required Specifications

- Veneer finish
- Laminate finish
- Monopost finish

Optional Specifications

- Grommet
- Modesty panel
- Monopost (Base) upgrade

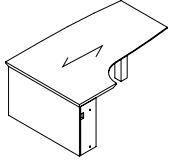
BOAT SHAPED ISLANDS (PIANO DESKS) **MODEL#** **DIMENSIONS** **FREIGHT CLASS** **WT/LBS.** **CUBIC FT.** **VENEER/LAMINATE** **ALL VENEER**



Boat Shaped Island LEFT - Full End Panel & Monopost, Piano Desk

		D x W x H						
DTBPL96304824	48 x 96 x 29	125	522	87	\$5131	\$6157		
DTBPL84304824	48 x 84 x 29	125	457	76	\$5131	\$6157		
DTBPL72304824	48 x 72 x 29	125	392	65	\$4480	\$5375		

Extended island worksurface on the **left**. Narrow end panel on right connects to **24"D** returns or bridges **for Piano Desks Only** (see pg. 35). **Not freestanding**. Includes installed horizontal wire management.

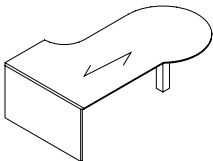


Boat Shaped Island RIGHT - Full End Panel & Monopost, Piano Desk

DTBPR96304824	48 x 96 x 29	125	522	87	\$5131	\$6157		
DTBPR84304824	48 x 84 x 29	125	457	76	\$5131	\$6157		
DTBPR72304824	48 x 72 x 29	125	392	65	\$4477	\$5374		

Extended island worksurface on the **right**. Narrow end panel on left connects to **24"D** returns or bridges **for Piano Desks Only** (see pg. 35). **Not freestanding**. Includes installed horizontal wire management.

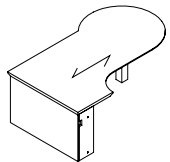
"P" ISLANDS (PIANO DESKS) **MODEL#** **DIMENSIONS** **FREIGHT CLASS** **WT/LBS.** **CUBIC FT.** **VENEER/LAMINATE** **ALL VENEER**



"P" Shaped Island LEFT - Full End Panel & Monopost, Piano Desk

DTPPL96424824	60 x 96 x 29	150	580	97	\$4924	\$5911		
DTPPL84424824	60 x 84 x 29	150	508	85	\$4405	\$5285		
DTPPL72424824	60 x 72 x 29	150	435	73	\$4084	\$4901		

Extended island worksurface on the **left**. Narrow end panel on right connects to **24"D** returns or bridges **for Piano Desks Only** (see pg. 35). **Not freestanding**. Includes installed horizontal wire management.

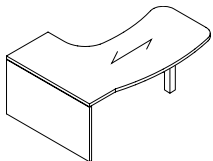


Boat Shaped Island RIGHT - Full End Panel & Monopost, Piano Desk

DTPPR96424824	60 x 96 x 29	150	580	97	\$4921	\$5905		
DTPPR84424824	60 x 84 x 29	150	508	85	\$4405	\$5285		
DTPPR72424824	60 x 72 x 29	150	435	73	\$4084	\$4901		

Extended island worksurface on the **right**. Narrow end panel on left connects to **24"D** returns or bridges **for Piano Desks Only** (see pg. 35). **Not freestanding**. Includes installed horizontal wire management.

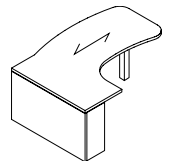
DELTA ISLANDS (PIANO DESKS) **MODEL#** **DIMENSIONS** **FREIGHT CLASS** **WT/LBS.** **CUBIC FT.** **VENEER/LAMINATE** **ALL VENEER**



Delta Island LEFT - Full End Panel & Monopost, Piano Desk

DBTHPL96304824	54 x 96 x 29	125	531	87	\$4669	\$5603		
DBTHPL84304824	54 x 84 x 29	125	464	76	\$4151	\$4982		
DBTHPL72304824	54 x 72 x 29	125	398	65	\$3831	\$4595		

Extended island worksurface on the **left**. Narrow end panel on right connects to **24"D** returns or bridges **for Piano Desks Only** (see pg. 35). **Not freestanding**. Includes installed horizontal wire management.



Delta Island RIGHT - Full End Panel & Monopost, Piano Desk

DBTHPR96304824	54 x 96 x 29	125	531	87	\$4669	\$5603		
DBTHPR84304824	54 x 84 x 29	125	464	76	\$4151	\$4982		
DBTHPR72304824	54 x 72 x 29	125	398	65	\$3831	\$4595		

Extended island worksurface on the **right**. Narrow end panel on left connects to **24"D** returns or bridges **for Piano Desks Only** (see pg. 35). **Not freestanding**. Includes installed horizontal wire management.

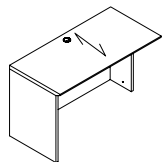
Required Specifications

- Veneer finish
- Laminate finish
- Monopost finish

Optional Specifications

- Grommet
- Modesty panel
- Monopost (Base) upgrade

CONNECTABLE TABLES - LEFT (FOR PIANO DESKS)



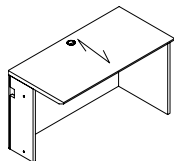
24" Deep Connectable Table - LEFT
For Piano Desk

MODEL#	DIMENSIONS D x W x H	FREIGHT CLASS	WT/LBS.	CUBIC FT.	veneER/LAMINATE	ALL veneER
DVEL9624CG	24 x 96 x 29	150	200	39	\$3226	\$3872
DVEL9024CG	24 x 90 x 29	150	187	36	\$3027	\$3634
DVEL8424CG	24 x 84 x 29	150	174	34	\$2822	\$3386
DVEL7824CG	24 x 78 x 29	150	162	31	\$2624	\$3148
DVEL7224CG	24 x 72 x 29	150	149	29	\$2425	\$2910
DVEL6624CG	24 x 66 x 29	150	141	27	\$2268	\$2723
DVEL6024CG	24 x 60 x 29	150	132	24	\$2126	\$2550
DVEL5424CG	24 x 54 x 29	150	121	22	\$2001	\$2402
DVEL4824CG	24 x 48 x 29	125	115	19	\$1885	\$2262
DVEL4224CG	24 x 42 x 29	150	99	17	\$1586	\$1901
DVEL3624CG	24 x 36 x 29	150	83	15	\$1538	\$1843
DVEL3024CG	24 x 30 x 29	125	77	12	\$1645	\$1975
DVEL2424CG	24 x 24 x 29	125	61	10	\$1263	\$1514

Full end panel on left. Right narrow end panel connects to 24"D right connectable table, "D" islands, Boat shaped islands, "P" islands or Delta islands with "T" bases **for Piano Desks Only**. Grommet in worksurface. Shipped RTA (ready to assemble).

- To remove cross grain veneer pattern on top, **delete suffix "CG"** from the model number. Available as a special - no upcharge.

CONNECTABLE TABLES - RIGHT (FOR PIANO DESKS)



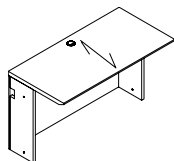
24" Deep Connectable Table - RIGHT
For Piano Desk

MODEL#	DIMENSIONS	FREIGHT CLASS	WT/LBS.	CUBIC FT.	veneER/LAMINATE	ALL veneER
DVER9624CG	24 x 96 x 29	150	200	39	\$3226	\$3872
DVER9024CG	24 x 90 x 29	150	187	36	\$3027	\$3634
DVER8424CG	24 x 84 x 29	150	174	34	\$2822	\$3386
DVER7824CG	24 x 78 x 29	150	162	31	\$2624	\$3148
DVER7224CG	24 x 72 x 29	150	149	29	\$2425	\$2910
DVER6624CG	24 x 66 x 29	150	141	27	\$2268	\$2723
DVER6024CG	24 x 60 x 29	150	132	24	\$2126	\$2550
DVER5424CG	24 x 54 x 29	150	121	22	\$2001	\$2402
DVER4824CG	24 x 48 x 29	125	115	19	\$1885	\$2262
DVER4224CG	24 x 42 x 29	150	99	17	\$1586	\$1901
DVER3624CG	24 x 36 x 29	150	83	15	\$1538	\$1843
DVER3024CG	24 x 30 x 29	125	77	12	\$1522	\$1829
DVER2424CG	24 x 24 x 29	125	61	10	\$1263	\$1514

Full end panel on right. Left narrow end panel connects to 24"D left connectable table, "D" islands, Boat shaped islands, "P" islands or Delta islands with "T" bases **for Piano Desks Only**. Grommet in worksurface. Shipped RTA (ready to assemble).

- To remove cross grain veneer pattern on top, **delete suffix "CG"** from the model number. Available as a special - no upcharge.

BRIDGES (FOR PIANO DESKS)



Flush Bridge

MODEL#	DIMENSIONS	FREIGHT CLASS	WT/LBS.	CUBIC FT.	veneER/LAMINATE	ALL veneER
DBTN4824CG	24 x 48 x 29	125	116	19	\$1617	\$1941
DBTN4224CG	24 x 42 x 29	92.5	102	17	\$1359	\$1632
DBTN3624CG	24 x 36 x 29	150	87	15	\$1302	\$1564
DBTN3024CG	24 x 30 x 29	125	73	12	\$1276	\$1533
DBTN2424CG	24 x 24 x 29	150	58	10	\$1073	\$1287
DBTN1824CG	24 x 18 x 29	150	43	8	\$805	\$966
DBTN1224CG	24 x 12 x 29	150	29	5	\$537	\$647

Full end panel on both sides connects to 24"D worksurfaces, "D" islands, Boat shaped islands, "P" islands or Delta islands with "T" bases **for Piano Desks Only**. Grommet in worksurface. Shipped RTA (ready to assemble).

- To remove cross grain veneer pattern on top, **delete suffix "CG"** from the model number. Available as a special - no upcharge.

Required Specifications

Veneer finish
Laminate finish

Optional Specifications

Additional grommet

TABLE DESK

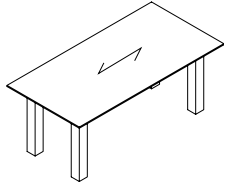
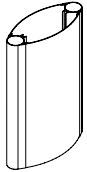


Table Desk**

MODEL#	DIMENSIONS	FREIGHT CLASS	WT/LBS.	CUBIC FT.	VENEER/LAMINATE	ALL VENEER
D x W x H						
DTB8442	42 x 84 x 29	150	272	59	N/A	\$7689
DTB7842	42 x 78 x 29	150	253	55	N/A	\$7141
DTB7236	36 x 72 x 29	150	205	44	N/A	\$5651
DTB7230	30 x 72 x 29	150	192	36	N/A	\$5544
DTB6636	36 x 66 x 29	150	192	40	N/A	\$5544
DTB6630	30 x 66 x 29	150	188	33	N/A	\$5436
DTB6030	30 x 60 x 29	150	171	30	N/A	\$5180

Four 4" square metal legs. Includes centered pencil drawer.

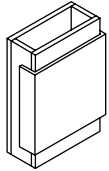
MONOPOST (BASE) UPGRADES



Elliptical Base Upgrade

MODEL#	DIMENSIONS	FREIGHT CLASS	WT/LBS.	CUBIC FT.	VENEER/LAMINATE	ALL VENEER
TE18	5 x 18 x 28	70	30	2	N/A	\$1291

To replace one standard monopost on Islands for Piano Desks ONLY. Must specify at time of order. **Can not be retrofitted in the field.**




Rectangular Base Upgrade

TPML18	8 x 18 x 28	70	36	2		\$1229
--------	-------------	----	----	---	--	---------------

To replace one standard monopost on Islands for Piano Desks ONLY. Must specify at time of order. **Cannot be retrofitted in the field. Not sold individually - to be ordered as an upgrade option only.**

MODESTY PANEL OPTIONS

LIST PRICE




Metal Modesty Panel Upgrade*

CMP72	1 x 67 x 18	--	20	1		\$1622
CMP66	1 x 61 x 18	--	18	1		\$1570
CMP60	1 x 55 x 18	--	16	1		\$1546
CMP54	1 x 49 x 18	--	14	1		\$1520
CMP48	1 x 43 x 18	--	13	1		\$1496

Straight modesty panel. Attaches to underside of worksurface. **Can not be retrofitted in the field. Available in Black (E) and Tungsten (K). Please Specify. Not sold individually - to be ordered as an upgrade option only.**

- CMP72 - Specify on 96" x 42" "P" Top Islands, 96" x 48" Islands for Piano Desks or 96" x 36" Delta Islands.
- CMP66 - Specify on 84" x 36" "D" Top Islands.
- CMP60 - Specify on 84" x 42" "P" Top Islands or 84" x 48" Islands for Piano Desks.
- CMP54 - Specify on 72" x 36" or 72" x 30" "D" Top Islands, 72" x 36" or 72" x 30" Boat Shaped Islands.
- CMP48 - Specify on 66" x 36", 60" x 30" "D" Top Islands, 72" x 42" "P" Top Islands or 72" x 48" Islands for Piano Desks.



Metal Modesty Panel Upgrade, Curved*

CMMP72	0.50 x 67 x 18	--	20	1		\$1622
CMMP66	0.50 x 61 x 18	--	18	1		\$1570
CMMP60	0.50 x 55 x 18	--	16	1		\$1546
CMMP54	0.50 x 49 x 18	--	14	1		\$1520
CMMP48	0.50 x 43 x 18	--	13	1		\$1496

Curved modesty panel. Attaches to underside of worksurface. **Can not be retrofitted in the field. Available in Black (E) and Tungsten (K). Please Specify. Not sold individually - to be ordered as an upgrade option only.**

- CMMP72 - Specify on 96" x 42" "P" Top Islands, 96" x 48" Islands for Piano Desks or 96" x 36" Delta Islands.
- CMMP66 - Specify on 84" x 36" "D" Top Islands.
- CMMP60 - Specify on 84" x 42" "P" Top Islands or 84" x 48" Islands for Piano Desks.
- CMMP54 - Specify on 72" x 36" or 72" x 30" "D" Top Islands, 72" x 36" or 72" x 30" Boat Shaped Islands.
- CMMP48 - Specify on 66" x 36", 60" x 30" "D" Top Islands, 72" x 42" "P" Top Islands or 72" x 48" Islands for Piano Desks.

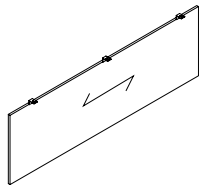
Required Specifications

Veneer Finish
Laminate Finish
Metal finish*

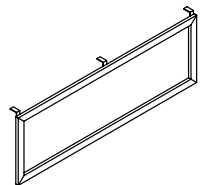
Optional Specifications

Lock**
Veneer top**

MODESTY PANEL OPTIONS



Veneer Modesty Panel Upgrade*



Glass Modesty Panel Upgrade

MODEL#	DIMENSIONS D x W x H	FREIGHT CLASS	WT/LBS.	CUBIC FT.	LIST PRICE
CMP72W	0.75 x 67 x 18	--	20	1	\$1622
CMP66W	0.75 x 61 x 18	--	18	1	\$1570
CMP60W	0.75 x 55 x 18	--	16	1	\$1546
CMP54W	0.75 x 49 x 18	--	14	1	\$1520
CMP48W	0.75 x 43 x 18	--	13	1	\$1496

Straight modesty panel. Attaches to underside of worksurface. **Can not be retrofitted in the field *Not sold individually - to be ordered as an upgrade option only.***

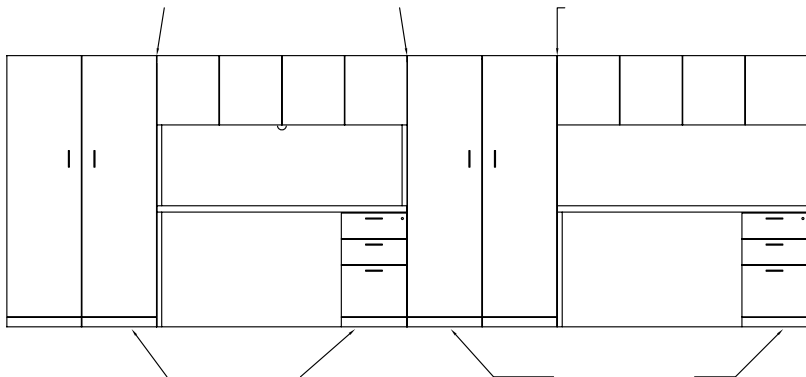
- CMP72W - Specify on "P" Top Islands or 96" x 48" Islands for Piano Desks.
- CMP66W - Specify on 84" x 36" "D" Top Islands.
- CMP60W - Specify on 84" x 42" "P" Top Islands or 84" x 48" Islands for Piano Desks.
- CMP54W - Specify on 72" x 30" "D" Top Islands.
- CMP48W - Specify on 66" x 36" , 60" x 30" "D" Top Islands, 72" x 42" "P" Top Islands or 72" x 48" Islands for Piano Desks.

CMP72G	0.75 x 67 x 18	--	20	1	\$2485
CMP66G	0.75 x 61 x 18	--	18	1	\$2351
CMP60G	0.75 x 55 x 18	--	16	1	\$2149
CMP54G	0.75 x 49 x 18	--	14	1	\$2001
CMP48G	0.75 x 43 x 18	--	13	1	\$1911

Straight modesty panel. Translucent, screened glass. Aluminum box frame construction in Tungsten Only. Attaches to underside of worksurface. **Can not be retrofitted in the field. *Not sold individually - to be ordered as an upgrade option only.***

- CMP72G - Specify on "P" Top Islands or 96" x 48" Islands for Piano Desks.
- CMP66G - Specify on 84" x 36" "D" Top Islands.
- CMP60G - Specify on 84" x 42" "P" Top Islands or 84" x 48" Islands for Piano Desks.
- CMP54G - Specify on 72" x 30" "D" Top Islands.
- CMP48G - Specify on 66" x 36" , 60" x 30" "D" Top Islands, 72" x 42" "P" Top Islands or 72" x 48" Islands for Piano Desks.
- Tungsten finish on the aluminum box frame closely resembles the existing Tungsten finish.

SIDE-BY-SIDE COMPONENTS



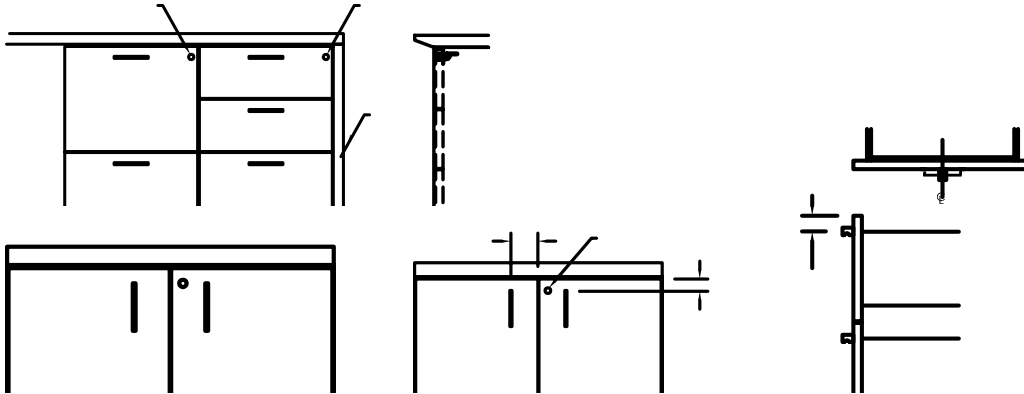
Required Specifications

Veneer finish

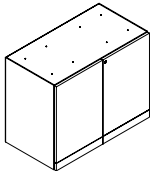
STORAGE SHELLS **MODEL#** **DIMENSIONS** **FREIGHT CLASS** **WT/LBS.** **CUBIC FT.** **VENEER/LAMINATE** **ALL VENEER**

D x W x H

- When using Storage Shells, laminate gables will show.
- Credenza shell cannot be completely filled up with storage shells to create a full storage credenza.
- Handle style must be specified.



STORAGE SHELLS **MODEL#** **DIMENSIONS** **FREIGHT CLASS** **WT/LBS.** **CUBIC FT.** **VENEER/LAMINATE** **ALL VENEER**

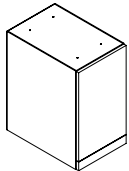


Storage Shell

DWG	19.1 x 36.75 x 28	92.5	115	11	\$1582	\$1896
DWM	19.1 x 31.625 x 28	92.5	96	9	\$1399	\$1680

For use **under a freestanding worksurface (22", 24", 30" or 36"D)**. Top drilled to attach to worksurface. One adjustable shelf. **Standard with lock.**

- **Unfinished top and back**



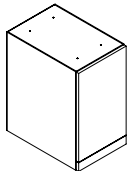
Storage Shell - LEFT

DWWIL	23 x 15.6 x 28	100	53	6	\$1406	\$1687
DWIL	19.1 x 15.6 x 28	100	45	5	\$1162	\$1393

For use **under a freestanding worksurface (22", 24", 30" or 36"D)**. Top drilled to attach to worksurface. One adjustable shelf. Handle is on the **right**, door opens to the **left**.

- For 22" or 24"D worksurface, order **DWIL**. For 30" or 36"D worksurface, order **DWWIL**.

- **Unfinished top and back**



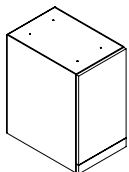
Storage Shell - RIGHT

DWWIR	23 x 15.6 x 28	100	53	6	\$1406	\$1687
DWIR	19.1 x 15.6 x 28	100	45	5	\$1162	\$1393

For use **under a freestanding worksurface (22", 24", 30" or 36"D)**. Top drilled to attach to worksurface. One adjustable shelf. Handle is on the **left**, door opens to the **right**.

- For 22" or 24"D worksurface, order **DWIR**. For 30" or 36"D worksurface, order **DWWIR**.

- **Unfinished top and back**



Storage Shell - LEFT
Eight Storage Slot Shelves

DWWIL8S	23 x 15.6 x 28	125	45	6	\$1922	\$2306
DWIL8S	19.1 x 15.6 x 28	125	37	5	\$1670	\$2007

For use **under a freestanding worksurface (22", 24", 30" or 36"D)**. Top drilled to attach to worksurface. Eight adjustable storage slot shelves. Handle is on the **right**, door opens to the **left**.

- For 22" or 24"D worksurface, order **DWIL8S**. For 30" or 36"D worksurface, order **DWWIL8S**.

- **Unfinished top and back**

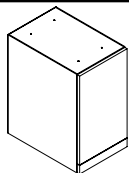
Required Specifications

Veneer Finish (doors)
Laminate Finish (body)
Handle Style

Optional Specifications

Lock

STORAGE SHELLS

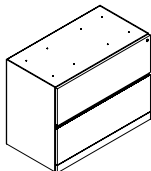


Storage Shell - RIGHT
Eight Storage Slot Shelves

MODEL#	DIMENSIONS D x W x H	FREIGHT CLASS	WT./LBS.	CUBIC FT.	veneer/LAMINATE	ALL VENEER
DWWIR8S	23 x 15.6 x 28	125	45	6	\$1922	\$2306
DWIR8S	19.1 x 15.6 x 28	125	37	5	\$1670	\$2007

For use **under a freestanding worksurface (22", 24", 30" or 36"D)**. Top drilled to attach to worksurface. Eight adjustable storage slot shelves. Handle is on the **left**, door opens to the **right**.

- For 22" or 24"D worksurface, order **DWIR8S**. For 30" or 36"D worksurface, order **DWWIR8S**.
- **Unfinished top and back**

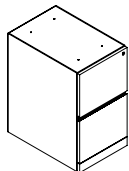


File/File Shell - Lateral

DWF	19.1 x 36.75 x 28	92.5	115	11	\$2264	\$2719
DWN	19.1 x 31.625 x 28	92.5	96	9	\$1983	\$2380

For use **under a freestanding worksurface (22", 24", 30" or 36"D)**. Top drilled to attach to worksurface. **Two lateral file drawers**. Lock secures all drawers. Side-to-side file bars included.

- **Unfinished top and back**

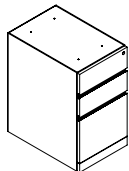


File/File Shell - Vertical*

LETTER						
DWWE	23 x 15.6 x 28	85	72	6	\$1745	\$2096
DWE	19.1 x 15.6 x 28	85	70	5	\$1521	\$1825
LEGAL						
DWWLE	23 x 18.5 x 28	85	85	7	\$2098	\$2518
DWLE	19.1 x 18.5 x 28	85	83	6	\$1825	\$2189

For use **under a freestanding worksurface (22", 24", 30" or 36"D)**. Top drilled to attach to worksurface. **Two file drawers**. Lock secures all drawers.

- For 22" or 24"D worksurface, order **DWE or DWLE**. For 30" or 36"D worksurface, order **DWWE or DWWLE**.
- **Unfinished top and back**

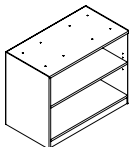


Box/Box/File Shell - Vertical*

LETTER						
DWWD	23 x 15.6 x 28	85	72	6	\$1745	\$2096
DWD	19.1 x 15.6 x 28	85	70	5	\$1521	\$1825
LEGAL						
DWWLD	23 x 18.5 x 28	85	85	7	\$2098	\$2518
DWLD	19.1 x 18.5 x 28	85	83	6	\$1825	\$2189

For use **under a freestanding worksurface (22", 24", 30" or 36"D)**. Top drilled to attach to worksurface. **Two box and one file drawers**. One pencil tray. Lock secures all drawers.

- For 22" or 24"D worksurface, order **DWD or DWLD**. For 30" or 36"D worksurface, order **DWWD or DWWLD**.
- **Unfinished top and back**

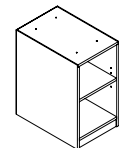


Open Shelving Shell

DWOB36	19.1 x 36.75 x 28	100	92	11	\$1196	\$1435
DWOB30	19.1 x 31.625 x 28	100	77	9	\$1059	\$1271

For use **under a freestanding worksurface (22", 24", 30" or 36"D)**. Top drilled to attach to worksurface. One adjustable veneer shelf.

- **Unfinished top and back**



Open Shelving Shell

DWWQ	23 x 15.6 x 28	125	45	6	\$1238	\$1484
DWQ	19.1 x 15.6 x 28	125	37	5	\$1023	\$1229

For use **under a freestanding worksurface (22", 24", 30" or 36"D)**. Top drilled to attach to worksurface. One adjustable veneer shelf.

- For 22" or 24"D worksurface, order **DWQ**. For 30" or 36"D worksurface, order **DWWQ**.
- **Unfinished top and back**

Required Specifications

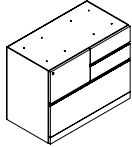
Veneer Finish (doors, drawer fronts, open shelves)
Laminate Finish (body)
Handle Style

Optional Specifications

Additional Lock*

STORAGE SHELLS

MODEL# DIMENSIONS FREIGHT CLASS WT/LBS. CUBIC FT. VENEER/LAMINATE ALL VENEER

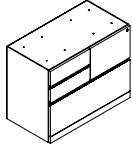


Mixed Storage Shell - LEFT

D x W x H	
DWZL	19.1 x 36.75 x 28 92.5 115 11 \$2629 \$3156

For use **under a freestanding worksurface (22", 24", 30" or 36"D)**. Top drilled to attach to worksurface. One file drawer on **left**, two box drawers on **right** and one lateral file drawer on bottom. File drawer and lateral file drawer lock. One pencil tray. **Not for stacking materials on lateral file drawer bottom.**

- Unfinished top and back



Mixed Storage Shell - RIGHT

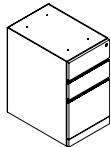
DWZR	19.1 x 36.75 x 28 92.5 115 11 \$2629 \$3156
------	---

For use **under a freestanding worksurface (22", 24", 30" or 36"D)**. Top drilled to attach to worksurface. One file drawer on **right**, two box drawers on **left** and one lateral file drawer on bottom. File drawer and lateral file drawer lock. One pencil tray. **Not for stacking materials on lateral file drawer bottom.**

- Unfinished top and back

STORAGE MODULES - (FREESTANDING)

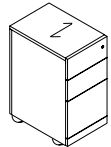
MODEL# DIMENSIONS FREIGHT CLASS WT/LBS. CUBIC FT. VENEER/LAMINATE ALL VENEER



Box/Box/File Freestanding Pedestal

DWDB	19.8 x 15.5 x 28 85 70 5 \$1648 \$1979
DWWDB	23.8 x 15.5 x 28 300 75 6 \$1898 \$2279

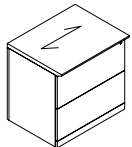
Two box and one file drawer. One pencil tray. Lock secures all drawers. Finished back.



Box/Box/File Module, Mobile

DWDM	19.8 x 15.5 x 28 85 70 5 \$1774 \$2128
DWWDM	23.8 x 15.5 x 28 300 75 6 \$2038 \$2447

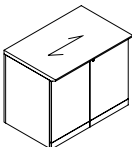
Two box and one file drawer. One pencil tray. Lock secures all drawers. Casters.



File/File Module, Lateral

DF3624	24 x 36 x 29 85 184 15 \$3153 \$3783
DN3024	24 x 30 x 29 85 153 12 \$2761 \$3314
DF3622	22 x 36 x 29 85 170 13 \$2890 \$3467
DN3022	22 x 30 x 29 85 142 11 \$2532 \$3039

Two lateral file drawers. Lock secures all drawers. Side-to-side file bars included.



Storage Cabinet w/Doors

DBD3624	24 x 36 x 29 92.5 152 15 \$1972 \$2365
DBD3024	24 x 30 x 29 92.5 127 12 \$1725 \$2068
DBD3622	22 x 36 x 29 92.5 140 13 \$1806 \$2165
DBD3022	22 x 30 x 29 92.5 117 11 \$1582 \$1896

Includes one adjustable shelf. Standard with lock.

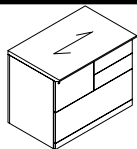
Required Specifications

Veneer Finish (doors, drawer fronts, open shelves)

Laminate Finish (top/body)

Handle Style

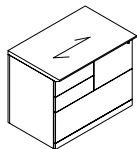
STORAGE MODULES - FREESTANDING



Mixed Storage Cabinet - LEFT

MODEL#	DIMENSIONS D x W x H	FREIGHT CLASS	WT/LBS.	CUBIC FT.	VENEER/LAMINATE	ALL VENEER
DZL3624	24 x 36 x 29	85	184	15	\$3138	\$3764
DZL3622	22 x 36 x 29	85	170	13	\$2876	\$3453

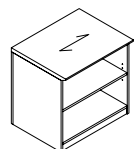
One file drawer on the **left**, two box drawers on the **right** and one lateral file drawer on the bottom. File drawer and lateral file drawer lock. One pencil tray. Not for stacking materials on lateral file drawer bottom.



Mixed Storage Cabinet - RIGHT

DZR3624	24 x 36 x 29	85	184	15	\$3138	\$3764
DZR3622	22 x 36 x 29	85	170	13	\$2876	\$3453

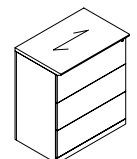
One file drawer on the **right**, two box drawers on the **left** and one lateral file drawer on the bottom. File drawer and lateral file drawer lock. One pencil tray. Not for stacking materials on lateral file drawer bottom.



Open Storage Cabinet

DOB3624	24 x 36 x 29	100	123	15	\$1521	\$1825
DOB3024	24 x 30 x 29	100	103	12	\$1333	\$1599
DOB3622	22 x 36 x 29	100	115	13	\$1397	\$1678
DOB3022	22 x 30 x 29	100	96	11	\$1223	\$1467

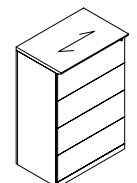
One fixed and **one** adjustable veneer shelf. Shelves are 3/4" thick.



Three File Module

DF36243	24 x 36 x 42	92.5	231	21	\$3809	\$4573
DN30243	24 x 30 x 42	92.5	193	18	\$3341	\$4010
DF36223	22 x 36 x 42	92.5	212	19	\$3527	\$4231
DN30223	22 x 30 x 42	92.5	176	16	\$3095	\$3712

Three lateral file drawers. Lock secures all drawers.

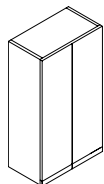


Four File Module

DF36244	24 x 36 x 54	92.5	297	27	\$5041	\$6049
DN30244	24 x 30 x 54	92.5	248	23	\$4304	\$5165
DF36224	22 x 36 x 54	92.5	270	25	\$4297	\$5156
DN30224	22 x 30 x 54	92.5	225	21	\$3765	\$4520

Four lateral file drawers. Lock secures all drawers.

STORAGE MODULES - 48" HIGH (FREESTANDING)



Storage Cabinet w/Doors*

MODEL#	DIMENSIONS	FREIGHT CLASS	WT/LBS.	CUBIC FT.	VENEER/LAMINATE	ALL VENEER
D1D22H48	22 x 36 x 48	150	107	22	\$3040	\$3647
D1D22W30H48	22 x 30 x 48	150	90	19	\$2969	\$3563
D1D22W24H48	22 x 24 x 48	150	72	15	\$2911	\$3493
D1D20H48	20 x 36 x 48	150	97	20	\$2766	\$3317
D1D20W30H48	20 x 30 x 48	150	81	17	\$2706	\$3245
D1D20W24H48	20 x 24 x 48	150	63	13	\$2647	\$3175

Includes four adjustable shelves.

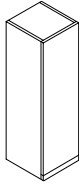
Required Specifications

Veneer finish
Laminate finish (body)
Handle Style

Optional Specifications

Lock*
Veneer Top*

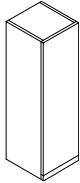
STORAGE MODULES - 48" HIGH (FREESTANDING) MODEL# DIMENSIONS FREIGHT CLASS WT/LBS. CUBIC FT. VENEER/LAMINATE ALL VENEER



Storage Cabinet w/Door - LEFT*

	D x W x H						
D1D22W18H48L	22 x 18 x 48	150	60	11	\$1919	\$2304	
D1D22W16H48L	22 x 16 x 48	150	54	10	\$1707	\$2050	
D1D20W18H48L	20 x 18 x 48	125	60	10	\$1747	\$2099	
D1D20W16H48L	20 x 16 x 48	125	54	9	\$1549	\$1859	

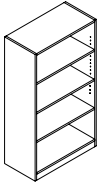
Includes three adjustable shelves. Handle is on the **right**, door opens to the **left**.



Storage Cabinet w/Door - RIGHT*

D1D22W18H48R	22 x 18 x 48	150	60	11	\$1919	\$2304	
D1D22W16H48R	22 x 16 x 48	150	54	10	\$1707	\$2050	
D1D20W18H48R	20 x 18 x 48	125	60	10	\$1747	\$2099	
D1D20W16H48R	20 x 16 x 48	125	54	9	\$1549	\$1859	

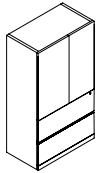
Includes three adjustable shelves. Handle is on the **left**, door opens to the **right**.



Open Storage Cabinet

D7D22W36H48	22 x 36 x 48	150	118	22	\$2398	\$2878	
D7D22W30H48	22 x 30 x 48	150	98	19	\$1782	\$2137	
D7D22W24H48	22 x 24 x 48	150	78	15	\$1421	\$1704	
D7D22W18H48	22 x 18 x 48	150	59	11	\$1194	\$1434	
D7D20W36H48	20 x 36 x 48	150	108	20	\$2180	\$2616	
D7D20W30H48	20 x 30 x 48	150	90	17	\$1617	\$1941	
D7D20W24H48	20 x 24 x 48	100	72	13	\$1584	\$1898	
D7D20W18H48	20 x 18 x 48	150	54	10	\$1140	\$1368	

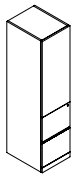
One fixed and **three** adjustable veneer shelves. Shelves are 3/4" thick.



Two File Module w/Doors*

D13D22H48	22 x 36 x 48	150	117	23	\$3239	\$3885	
D13D22W30H48	22 x 30 x 48	150	101	19	\$2932	\$3517	
D13H48	20 x 36 x 48	150	107	23	\$3102	\$3725	
D13W30H48	20 x 30 x 48	150	91	19	\$3793	\$4550	

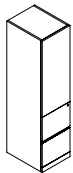
Two lateral file drawers on bottom. Includes two adjustable shelves. Lower lock secures two file drawers. **Not for stacking materials on lateral file drawer bottom.**



Two File Module w/Door - LEFT*

D17D22H48L	22 x 16 x 48	125	97	13	\$2404	\$2885	
D17D20H48L	20 x 16 x 48	125	88	13	\$2193	\$2631	

Two file drawers on bottom. Includes two adjustable shelves. Lower lock secures two file drawers. Handle is on the right, door opens to the left.



Two File Module w/Door - RIGHT*

D17D22H48R	22 x 16 x 48	125	97	13	\$2404	\$2885	
D17D20H48R	20 x 16 x 48	125	88	13	\$2193	\$2631	

Two file drawers on bottom. Includes two adjustable shelves. Lower lock secures two file drawers. Handle is on the left, door opens to the right.

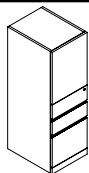
Required Specifications

Veneer finish (doors, drawer fronts)
Laminate finish (top/body)
Handle Style*

Optional Specifications

Lock*
Veneer top

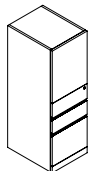
STORAGE MODULES - 48" HIGH (FREESTANDING) MODEL# DIMENSIONS FREIGHT CLASS WT/LBS. CUBIC FT. VENEER/LAMINATE ALL VENEER



Box/Box/File Module w/Door - LEFT

	D x W x H					
D18D22H48L	22 x 16 x 48	125	64	9	\$2404	\$2885
D18D20H48L	20 x 16 x 48	125	59	9	\$2193	\$2631

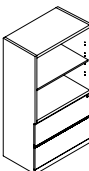
Two box drawers and one file drawer on bottom. Includes two adjustable shelves. Lower lock secures all drawers. Handle is on the **right**, door opens to the **left**.



Box/Box/File Module w/Door - RIGHT

D18D22H48R	22 x 16 x 48	125	64	9	\$2404	\$2885
D18D20H48R	20 x 16 x 48	125	59	9	\$2193	\$2631

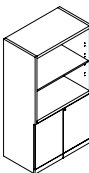
Two box drawers and one file drawer on bottom. Includes two adjustable shelves. Lower lock secures all drawers. Handle is on the **left**, door opens to the **right**.



Two File Module w/Open Shelf

D12D22H48	22 x 36 x 48	150	117	23	\$3041	\$3650
D12D22W30H48	22 x 30 x 48	150	101	19	\$2629	\$3156
D12H48	20 x 36 x 48	150	107	23	\$2919	\$3503
D12W30H48	20 x 30 x 48	150	91	19	\$3561	\$4272

Two open veneer shelves and two lateral file drawers on bottom. Includes one adjustable shelf. Lock secures all drawers. **Not for stacking materials on lateral file drawer bottom.**

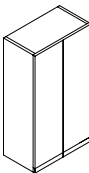


Storage Module w/Open Shelf

D22D22H48	22 x 36 x 48	150	117	23	\$2745	\$3292
D22D22W30H48	22 x 30 x 48	150	101	19	\$1879	\$2253
D22D20H48	20 x 36 x 48	150	107	23	\$2160	\$2591
D22D20W30H48	20 x 30 x 48	150	91	19	\$1795	\$2154

Two open veneer shelves and storage cabinet on bottom. Includes one adjustable shelf in upper compartment and one adjustable shelf in storage cabinet. Lock secures storage cabinet.

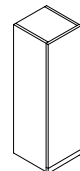
WARDROBE CABINETS - 48" HIGH MODEL# DIMENSIONS FREIGHT CLASS WT/LBS. CUBIC FT. VENEER/LAMINATE ALL VENEER



Wardrobe Cabinet*

D2D22H48	22 x 36 x 48	150	107	22	\$2485	\$2986
D2D22W30H48	22 x 30 x 48	150	107	19	\$2433	\$2919
D2D22W24H48	22 x 24 x 48	150	85	15	\$2911	\$3493
D2H48	20 x 36 x 48	150	102	20	\$2261	\$2714
D2W30H48	20 x 30 x 48	150	89	17	\$2213	\$2656
D2W24H48	20 x 24 x 48	150	72	13	\$2164	\$2598

Includes full length hanging rod and fixed hat shelf.



Wardrobe Cabinet - LEFT*

D2D22W24H48L	22 x 24 x 48	150	80	15	\$2384	\$2864
D2D22W18H48L	22 x 18 x 48	150	60	11	\$1919	\$2304
D2D22W12H48L	22 x 12 x 48	150	40	7	\$1832	\$2199
D2D20W24H48L	20 x 24 x 48	150	72	13	\$2164	\$2598
D2D20W18H48L	20 x 18 x 48	150	54	10	\$1747	\$2099
D2D20W12H48L	20 x 12 x 48	125	36	7	\$2032	\$2437

Includes full length hanging rod and fixed hat shelf. Handle is on the **right**, door opens to the **left**.


Required Specifications

Veneer Finish (doors, drawer fronts)
Laminate Finish (top/body)
Handle Style

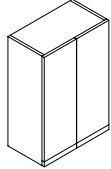
Optional Specifications

Lock*
Veneer Top

WARDROBE CABINETS - 48" HIGH



Wardrobe Cabinet - RIGHT*



Wardrobe Cabinet/Shelving Combo*

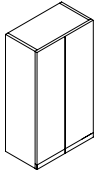
MODEL#	DIMENSIONS	FREIGHT CLASS	WT/LBS.	CUBIC FT.	veneer/LAMINATE	ALL VENEER
D x W x H						
D2D22W24H48R	22 x 24 x 48	150	80	15	\$2384	\$2864
D2D22W18H48R	22 x 18 x 48	150	60	11	\$1919	\$2304
D2D22W12H48R	22 x 12 x 48	150	40	7	\$1832	\$2199
D2D20W24H48R	20 x 24 x 48	150	72	13	\$2164	\$2598
D2D20W18H48R	20 x 18 x 48	150	54	10	\$1747	\$2099
D2D20W12H48R	20 x 12 x 48	125	36	7	\$2032	\$2437

Includes full length hanging rod and fixed hat shelf. Handle is on the **left**, door opens to the **right**.

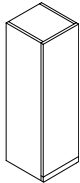
D25D22H48	22 x 36 x 48	150	117	23	\$2646	\$3174
D25D22W30H48	22 x 30 x 48	150	101	19	\$2596	\$3115
D25D20H48	20 x 36 x 48	150	107	23	\$2534	\$3041
D25D20W30H48	20 x 30 x 48	60	91	19	\$2485	\$2986

Wardrobe compartment on **left** includes hanging rod and fixed hat shelf. Storage compartment on **right** includes three adjustable shelves.

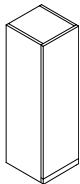
STORAGE MODULES - 54" HIGH (FREESTANDING)



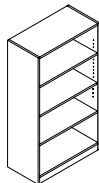
Storage Cabinet w/Doors*



Storage Cabinet w/Door - LEFT*



Storage Cabinet w/Door - RIGHT*



Open Storage Cabinet

MODEL#	DIMENSIONS	FREIGHT CLASS	WT/LBS.	CUBIC FT.	veneer/LAMINATE	ALL VENEER
D1D22H54	22 x 36 x 54	150	120	22	\$2692	\$3231
D1D22W30H54	22 x 30 x 54	150	102	19	\$2678	\$3216
D1D22W24H54	22 x 24 x 54	150	81	17	\$3272	\$3929
D1D20H54	20 x 36 x 54	150	110	20	\$2543	\$3049
D1D20W30H54	20 x 30 x 54	150	92	17	\$2485	\$2986
D1D20W24H54	20 x 24 x 54	150	71	13	\$2440	\$2925

Includes four adjustable shelves.

D1D22W18H54L	22 x 18 x 54	150	68	12	\$2164	\$2598
D1D22W16H54L	22 x 16 x 54	150	61	11	\$1919	\$2304
D1D20W18H54L	20 x 18 x 54	125	68	11	\$1961	\$2353
D1D20W16H54L	20 x 16 x 54	125	61	10	\$1747	\$2099

Includes three adjustable shelves. Handle is on the **right**, door opens to the **left**.

D1D22W18H54R	22 x 18 x 54	150	68	12	\$2164	\$2598
D1D22W16H54R	22 x 16 x 54	150	61	11	\$1919	\$2304
D1D20W18H54R	20 x 18 x 54	125	68	11	\$1961	\$2353
D1D20W16H54R	20 x 16 x 54	125	61	10	\$1747	\$2099

Includes three adjustable shelves. Handle is on the **left**, door opens to the **right**.

D7D22W36H54	22 x 36 x 54	150	132	25	\$2700	\$3239
D7D22W30H54	22 x 30 x 54	150	110	21	\$2001	\$2402
D7D22W24H54	22 x 24 x 54	150	88	17	\$1606	\$1928
D7D22W18H54	22 x 18 x 54	150	67	12	\$1254	\$1509
D7D20W36H54	20 x 36 x 54	150	122	23	\$2453	\$2944
D7D20W30H54	20 x 30 x 54	150	102	19	\$1824	\$2188
D7D20W24H54	20 x 24 x 54	150	81	15	\$1455	\$1744
D7D20W18H54	20 x 18 x 54	150	61	11	\$1180	\$1417

One fixed and **three** adjustable veneer shelves. Shelves are ¾" thick.

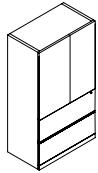
Required Specifications

Veneer Finish (doors)
Laminate Finish (top/body)
Handle Style*

Optional Specifications

Lock*
Veneer Top

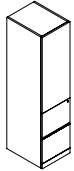
STORAGE MODULES - 54" HIGH (FREESTANDING)



Two File Module w/Doors

MODEL#	DIMENSIONS D x W x H	FREIGHT CLASS	WT/LBS.	CUBIC FT.	veneer/LAMINATE	ALL VENEER
D13D22H54	22 x 36 x 54	150	130	24	\$4449	\$5339
D13D22W30H54	22 x 30 x 54	150	112	20	\$3293	\$3954
D13H54	20 x 36 x 54	125	120	19	\$3493	\$4193
D13W30H54	20 x 30 x 54	150	102	21	\$3159	\$3788

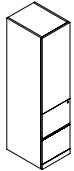
Two lateral file drawers on bottom. Includes two adjustable shelves. Lower lock secures two file drawers. Front-to-back and side-to-side filing. **Not for stacking materials on lateral file drawer bottom.**



Two File Module w/Door - LEFT

D17D22H54L	22 x 16 x 54	100	110	13	\$2714	\$3256
D17D20H54L	20 x 16 x 54	125	99	13	\$2468	\$2961

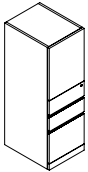
Two file drawers on bottom. Includes two adjustable shelves. Lower lock secures two file drawers. Handle is on the right, door opens to the left.



Two File Module w/Door - RIGHT

D17D22H54R	22 x 16 x 54	100	110	13	\$2714	\$3256
D17D20H54R	20 x 16 x 54	125	99	13	\$2468	\$2961

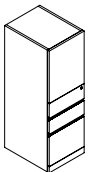
Two file drawers on bottom. Includes two adjustable shelves. Lower lock secures two file drawers. Handle is on the left, door opens to the right.



Box/Box/File Module w/Door - LEFT

D18D22H54L	22 x 16 x 54	125	71	10	\$2714	\$3256
D18D20H54L	20 x 16 x 54	125	66	10	\$2468	\$2961

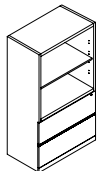
Two box drawers and one file drawer on bottom. Includes two adjustable shelves. Lower lock secures all drawers. Handle is on the **right**, door opens to the **left**.



Box/Box/File Module w/Door - RIGHT

D18D22H54R	22 x 16 x 54	125	71	10	\$2714	\$3256
D18D20H54R	20 x 16 x 54	125	66	10	\$2468	\$2961

Two box drawers and one file drawer on bottom. Includes two adjustable shelves. Lower lock secures all drawers. Handle is on the **left**, door opens to the **right**.



Two File Module w/Open Shelf

D12D22H54	22 x 36 x 54	150	130	24	\$3641	\$4371
D12D22W30H54	22 x 30 x 54	150	112	20	\$2958	\$3549
D12H54	20 x 36 x 54	125	120	19	\$3641	\$4371
D12W30H54	20 x 30 x 54	150	102	21	\$2835	\$3405

Two open veneer shelves and two lateral file drawers on bottom. Includes one adjustable shelf. Lock secures all drawers. Front-to-back and side-to-side filing. **Not for stacking materials on lateral file drawer bottom.**

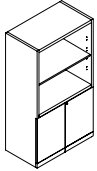
Required Specifications

Veneer Finish (doors, drawer fronts, open shelves)
Laminate Finish (top/body)
Handle Style

Optional Specifications

Additional Lock (storage compartments)
Veneer Top

STORAGE MODULES - 54" HIGH (FREESTANDING) MODEL# DIMENSIONS FREIGHT CLASS WT/LBS. CUBIC FT. VENEER/LAMINATE ALL VENEER

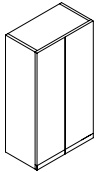


Storage Module w/Open Shelf

	D x W x H						
D22D22H54	22 x 36 x 54	150	130	24	\$2528	\$3035	
D22D22W30H54	22 x 30 x 54	150	112	20	\$2110	\$2533	
D22D20H54	20 x 36 x 54	150	120	24	\$2425	\$2910	
D22D20W30H54	20 x 30 x 54	150	102	20	\$2021	\$2427	

Two open veneer shelves and storage cabinet on bottom. Includes one adjustable shelf in upper compartment and one adjustable shelf in storage cabinet. Lock secures storage cabinet.


WARDROBE CABINETS - 54" HIGH MODEL# DIMENSIONS FREIGHT CLASS WT/LBS. CUBIC FT. VENEER/LAMINATE ALL VENEER



Wardrobe Cabinet*

D2D22H54	22 x 36 x 54	150	120	25	\$2692	\$3231	
D2D22W30H54	22 x 30 x 54	150	120	21	\$2678	\$3216	
D2D22W24H54	22 x 24 x 54	150	95	17	\$3272	\$3929	
D2H54	20 x 36 x 54	150	119	23	\$2543	\$3049	
D2W30H54	20 x 30 x 54	150	101	19	\$2485	\$2986	
D2W24H54	20 x 24 x 54	150	81	15	\$2440	\$2925	


Includes full length hanging rod and fixed hat shelf.



Wardrobe Cabinet - LEFT*

D2D22W24H54L	22 x 24 x 54	150	90	17	\$2678	\$3216	
D2D22W18H54L	22 x 18 x 54	150	68	12	\$2160	\$2591	
D2D22W12H54L	22 x 12 x 54	150	45	8	\$2056	\$2468	
D2D20W24H54L	20 x 24 x 54	150	81	15	\$2974	\$3571	
D2D20W18H54L	20 x 18 x 54	150	61	11	\$1961	\$2353	
D2D20W12H54L	20 x 12 x 54	150	41	8	\$2286	\$2743	

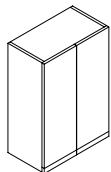
Includes full length hanging rod and fixed hat shelf. Handle is on the **right**, door opens to the **left**.



Wardrobe Cabinet - RIGHT*

D2D22W24H54R	22 x 24 x 54	150	90	17	\$2678	\$3216	
D2D22W18H54R	22 x 18 x 54	150	68	12	\$2160	\$2591	
D2D22W12H54R	22 x 12 x 54	150	45	8	\$2056	\$2468	
D2D20W24H54R	20 x 24 x 54	150	81	15	\$2974	\$3571	
D2D20W18H54R	20 x 18 x 54	150	61	11	\$1961	\$2353	
D2D20W12H54R	20 x 12 x 54	150	41	8	\$2286	\$2743	

Includes full length hanging rod and fixed hat shelf. Handle is on the **left**, door opens to the **right**.

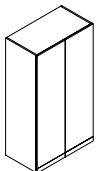


Wardrobe Cabinet/Shelving Combo*

D25D22H54	22 x 36 x 54	150	130	24	\$2972	\$3566	
D25D22W30H54	22 x 30 x 54	150	112	20	\$2919	\$3503	
D25D20H54	20 x 36 x 54	150	120	24	\$2848	\$3418	
D25D20W30H54	20 x 30 x 54	150	102	20	\$2802	\$3361	

Wardrobe compartment on **left** includes hanging rod and fixed hat shelf. Storage compartment on **right** includes three adjustable shelves.

STORAGE MODULES - 66" HIGH (FREESTANDING) MODEL# DIMENSIONS FREIGHT CLASS WT/LBS. CUBIC FT. VENEER/LAMINATE ALL VENEER



Storage Cabinet w/Doors

D1D22	22 x 36 x 66	100	259	30	\$3328	\$3992	
D1D22W30	22 x 30 x 66	100	259	25	\$2914	\$3496	
D1D22W24	22 x 24 x 66	125	173	22	\$2501	\$3001	
D1	20 x 36 x 66	100	245	28	\$3173	\$3805	
D1W30	20 x 30 x 66	100	202	23	\$2646	\$3174	
D1W24	20 x 24 x 66	125	163	18	\$2111	\$2534	

Includes four adjustable shelves.

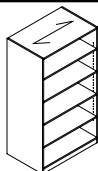
Required Specifications

Veneer Finish (doors, drawer fronts, open shelves)
Laminate Finish (top/body)
Handle Style

Optional Specifications

Lock*
Veneer Top

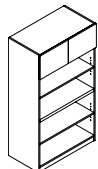
STORAGE MODULES - 66" HIGH (FREESTANDING) MODEL# DIMENSIONS FREIGHT CLASS WT/LBS. CUBIC FT. VENEER/LAMINATE ALL VENEER



Open Storage Cabinet

	D x W x H						
D7D24	24 x 36 x 66	100	281	33	\$3062	\$3676	
D7D24W30	24 x 30 x 66	100	234	28	\$2678	\$3216	
D7	20 x 36 x 66	100	234	28	\$2538	\$3046	
D7W30	20 x 30 x 66	100	193	23	\$2227	\$2672	

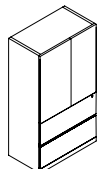
Includes one fixed and **four** adjustable veneer shelves. Shelves are 3/4" thick.



Open Storage Cabinet w/Doors

D9D22	22 x 36 x 66	92.5	308	30	\$2865	\$3436	
D9D22W30	22 x 30 x 66	92.5	257	25	\$2506	\$3009	
D9	20 x 36 x 66	92.5	294	28	\$2726	\$3271	
D9W30	20 x 30 x 66	92.5	243	23	\$2276	\$2730	

Storage compartment with fixed shelf. One fixed and **two** adjustable veneer shelves. Fixed shelf is at 29" high. Shelves are 3/4" thick.



Two File Module w/Doors

D13D22	22 x 36 x 66	92.5	313	30	\$4118	\$4942	
D13D22W30	22 x 30 x 66	92.5	261	25	\$3608	\$4329	
D13	20 x 36 x 66	92.5	299	28	\$3923	\$4708	
D13W30	20 x 30 x 66	92.5	247	23	\$3271	\$3925	

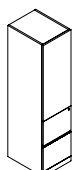
Two lateral file drawers on bottom. Includes **two** adjustable shelves. Lower lock secures two file drawers. Front-to-back and side-to-side filing. **Not for stacking materials on lateral file drawer bottom.**



Two File Module w/Door - LEFT

D17D22L	22 x 16 x 66	125	91	13	\$2865	\$3436	
D17D20L	20 x 16 x 66	125	83	12	\$2602	\$3123	

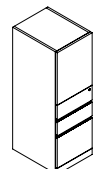
Two file drawers on bottom. Includes two adjustable shelves. Lower lock secures two file drawers. Handle is on the **right**, door opens to the **left**.



Two File Module w/Door - RIGHT

D17D22R	22 x 16 x 66	125	91	13	\$2865	\$3436	
D17D20R	20 x 16 x 66	125	83	12	\$2602	\$3123	

Two file drawers on bottom. Includes two adjustable shelves. Lower lock secures two file drawers. Handle is on the **left**, door opens to the **right**.



Box/Box/File Module w/Door - LEFT

D18D22L	22 x 16 x 66	125	91	13	\$2865	\$3436	
D18D20L	20 x 16 x 66	125	83	12	\$2602	\$3123	

Two box drawers and one file drawer on bottom. Includes two adjustable shelves. Lower lock secures all drawers. Handle is on the **right**, door opens to the **left**.

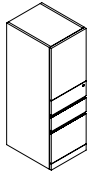
Required Specifications

Veneer Finish (doors, drawer fronts, open shelves)
Laminate Finish (top/body)
Handle Style

Optional Specifications

Additional Lock (storage compartments)
Veneer Top

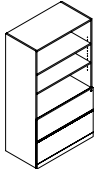
PERSONAL TOWERS - 66" HIGH (FREESTANDING) MODEL# DIMENSIONS FREIGHT CLASS WT/LBS. CUBIC FT. VENEER/LAMINATE ALL VENEER



Box/Box/File Module w/Door - RIGHT

	D x W x H						
D18D22R	22 x 16 x 66	125	91	13	\$2865	\$3436	
D18D20R	20 x 16 x 66	125	83	12	\$2602	\$3123	

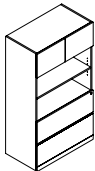
Two box drawers and one file drawer on bottom. Includes two adjustable shelves. Lower lock secures all drawers. Handle is on the left, door opens to the right.



Two File Module w/Open Shelves

D12D22	22 x 36 x 66	92.5	303	30	\$3615	\$4342	
D12D22W30	22 x 30 x 66	92.5	253	25	\$3166	\$3801	
D12	20 x 36 x 66	92.5	289	28	\$3442	\$4129	
D12W30	20 x 30 x 66	92.5	239	23	\$2871	\$3448	

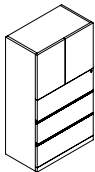
Three open veneer shelves and two lateral file drawers on bottom. Includes two adjustable shelves. Lock secures all drawers. Front-to-back and side-to-side filing. **Not for stacking materials on lateral file drawer bottom.**



Two File Module w/Doors and Open Shelves

D10D22	22 x 36 x 66	92.5	308	30	\$4001	\$4803	
D10D22W30	22 x 30 x 66	92.5	257	25	\$3505	\$4204	
D10	20 x 36 x 66	92.5	294	28	\$3808	\$4572	
D10W30	20 x 30 x 66	92.5	243	23	\$3177	\$3811	

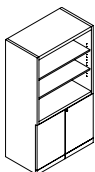
Storage compartment with fixed shelf. Two open veneer shelves and two lateral file drawers on bottom. Includes one adjustable shelf. Lock secures all drawers. Front-to-back and side-to-side filing. **Not for stacking materials on lateral file drawer bottom.**



Three File Module w/Doors

D14D22	22 x 36 x 66	100	286	30	\$4429	\$5316	
D14D22W30	22 x 30 x 66	100	238	25	\$3879	\$4655	
D14	20 x 36 x 66	100	272	28	\$4220	\$5063	
D14W30	20 x 30 x 66	100	224	23	\$3514	\$4219	

Three lateral file drawers on bottom. Includes one adjustable shelf. Lock secures all drawers. Front-to-back and side-to-side filing. **Not for stacking materials on lateral file drawer bottom.**

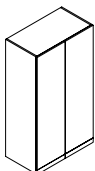


Storage Module w/Open Shelves

D22D22	22 x 36 x 66	100	275	30	\$3035	\$3640	
D22D22W30	22 x 30 x 66	100	243	25	\$2655	\$3186	
D22	20 x 36 x 66	100	278	28	\$2892	\$3469	
D22W30	20 x 30 x 66	100	229	23	\$2406	\$2890	

Three open veneer shelves and storage cabinet on bottom. Includes two adjustable shelves in upper compartment and one adjustable shelf in storage cabinet. Lock secures storage cabinet.

WARDROBE CABINETS - 66" HIGH (FREESTANDING) MODEL# DIMENSIONS FREIGHT CLASS WT/LBS. CUBIC FT. VENEER/LAMINATE ALL VENEER



Wardrobe Cabinet*

D2D22	22 x 36 x 66	100	259	30	\$2892	\$3469	
D2D22W30	22 x 30 x 66	100	216	30	\$2528	\$3035	
D2D22W24	22 x 24 x 66	100	198	22	\$2166	\$2600	
D2	20 x 36 x 66	100	245	28	\$2753	\$3306	
D2W30	20 x 30 x 66	100	202	23	\$2293	\$2752	
D2W24	20 x 24 x 66	125	163	18	\$1835	\$2203	

Includes full length hanging rod and fixed hat shelf.

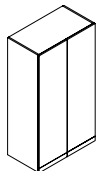
Required Specifications

Veneer Finish (doors, drawer fronts)
Laminate Finish (top/body)
Handle Style

Optional Specifications

Additional Lock (storage compartments)
Lock*
Veneer Top

WARDROBE CABINETS - 66" HIGH (FREESTANDING) MODEL# DIMENSIONS FREIGHT CLASS WT/LBS. CUBIC FT. VENEER/LAMINATE ALL VENEER

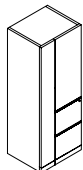


Wardrobe Cabinet/Shelving Combo*

	D x W x H						
D25D22	22 x 36 x 66	100	292	30	\$3734	\$4480	
D25D22W30	22 x 30 x 66	100	243	25	\$3267	\$3921	
D25D22W24	22 x 24 x 66	100	195	22	\$2799	\$3359	
D25	20 x 36 x 66	100	278	28	\$3553	\$4265	
D25W30	20 x 30 x 66	100	229	23	\$2964	\$3557	
D25W24	20 x 24 x 66	100	185	18	\$2371	\$2846	

Wardrobe compartment on **left** includes hanging rod and fixed hat shelf. Storage compartment on **right** includes three adjustable shelves.

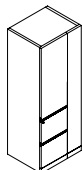
PERSONAL TOWERS - 66" HIGH (FREESTANDING) MODEL# DIMENSIONS FREIGHT CLASS WT/LBS. CUBIC FT. VENEER/LAMINATE ALL VENEER



Personal Tower - LEFT

D29D22W24L	22 x 24 x 66	125	141	20	\$3887	\$4667	
D29W24L	20 x 24 x 66	125	128	18	\$3684	\$4421	

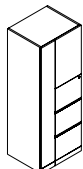
Two file drawers on bottom. Wardrobe compartment on **left** includes hanging rod. Storage compartment on **right** includes one adjustable shelf. Lower lock secures all drawers.



Personal Tower - RIGHT

D29D22W24R	22 x 24 x 66	125	141	20	\$3887	\$4667	
D29W24R	20 x 24 x 66	125	128	18	\$3684	\$4421	

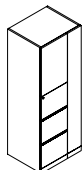
Two file drawers on bottom. Wardrobe compartment on **right** includes hanging rod. Storage compartment on **left** includes one adjustable shelf. Lower lock secures all drawers.



Personal Tower - LEFT

D27D22W24L	22 x 24 x 66	125	141	20	\$4422	\$5308	
D27W24L	20 x 24 x 66	125	128	18	\$4211	\$5053	

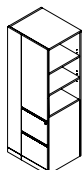
Three file drawers on bottom. Wardrobe compartment on **left** includes hanging rod. Storage compartment on **right** includes one adjustable shelf. Lower lock secures all drawers.



Personal Tower - RIGHT

D27D22W24R	22 x 24 x 66	125	141	20	\$4422	\$5308	
D27W24R	20 x 24 x 66	125	128	18	\$4211	\$5053	

Three file drawers on bottom. Wardrobe compartment on **right** includes hanging rod. Storage compartment on **left** includes one adjustable shelf. Lower lock secures all drawers.



Personal Tower w/Open Bookcase - LEFT

D30D22W24L	22 x 24 x 66	125	141	20	\$3887	\$4667	
D30W24L	20 x 24 x 66	125	128	18	\$3684	\$4421	

Two file drawers on bottom. Wardrobe compartment on **left** includes hanging rod. Storage compartment on **right** includes one adjustable shelf. Open bookcase on **right** includes two adjustable shelves. Lower lock secures all drawers.

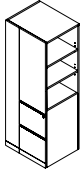
Required Specifications

Veneer Finish (doors, drawer fronts)
Laminate Finish (top/body)
Handle Style

Optional Specifications

Additional Lock (storage compartments)
Lock*
Veneer Top

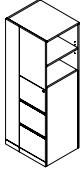
PERSONAL TOWERS - 66" HIGH (FREESTANDING) MODEL# DIMENSIONS FREIGHT CLASS WT/LBS. CUBIC FT. VENEER/LAMINATE ALL VENEER



Personal Tower w/Open Bookcase - RIGHT

	D x W x H						
D30D22W24R	22 x 24 x 66	125	141	20	\$3887	\$4667	
D30W24R	20 x 24 x 66	125	128	18	\$3684	\$4421	

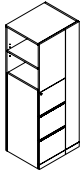
Two file drawers on bottom. Wardrobe compartment on **right** includes hanging rod. Storage compartment on **left** includes one adjustable shelf. Open bookcase on **left** includes two adjustable shelves. Lower lock secures all drawers.



Personal Tower w/Open Bookcase - LEFT

D26D22W24L	22 x 24 x 66	125	141	20	\$5356	\$6427	
D26W24L	20 x 24 x 66	125	128	18	\$5102	\$6122	

Three file drawers on bottom. Wardrobe compartment on **left** includes hanging rod. Storage compartment on **right** includes one adjustable shelf. Open bookcase on **right** includes one adjustable shelf. Lower lock secures all drawers.

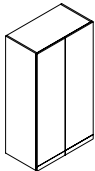


Personal Tower w/Open Bookcase - RIGHT

D26D22W24R	22 x 24 x 66	125	141	20	\$5356	\$6427	
D26W24R	20 x 24 x 66	125	128	18	\$5102	\$6122	

Three file drawers on bottom. Wardrobe compartment on **right** includes hanging rod. Storage compartment on **left** includes one adjustable shelf. Open bookcase on **left** includes one adjustable shelf. Lower lock secures all drawers.

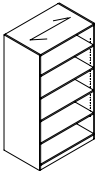
STORAGE MODULES - 72" HIGH (FREESTANDING) MODEL# DIMENSIONS FREIGHT CLASS WT/LBS. CUBIC FT. VENEER/LAMINATE ALL VENEER



Storage Cabinet w/Doors

D1D22H72	22 x 36 x 72	100	283	33	\$3633	\$4359	
D1D22W30H72	22 x 30 x 72	100	283	28	\$3177	\$3811	
D1D22W24H72	22 x 24 x 72	125	255	24	\$2724	\$3269	
D1H72	20 x 36 x 72	100	269	30	\$3461	\$4152	
D1W30H72	20 x 30 x 72	100	233	25	\$2882	\$3459	
D1W24H72	20 x 24 x 72	125	179	20	\$2307	\$2769	

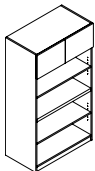
Includes four adjustable shelves.



Open Storage Cabinet

D7D24H72	24 x 36 x 72	100	306	36	\$3341	\$4010	
D7D24W30H72	24 x 30 x 72	100	255	30	\$2923	\$3509	
D7H72	20 x 36 x 72	100	257	30	\$2770	\$3326	
D7W30H72	20 x 30 x 72	100	223	25	\$2308	\$2771	

Includes one fixed and **four** adjustable veneer shelves. Shelves are 3/4" thick.



Open Storage Cabinet w/Doors

D9D22H72	22 x 36 x 72	92.5	336	33	\$3123	\$3749	
D9D22W30H72	22 x 30 x 72	92.5	294	28	\$2732	\$3281	
D9H72	20 x 36 x 72	92.5	322	30	\$2972	\$3566	
D9W30H72	20 x 30 x 72	92.5	280	25	\$2480	\$2974	

Storage compartment with fixed shelf. One fixed and **two** adjustable veneer shelves. Fixed shelf is at 29" high. Shelves are 3/4" thick.

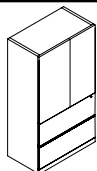
Required Specifications

Veneer Finish (doors, drawer fronts, open shelves)
Laminate Finish (top/body)
Handle Style

Optional Specifications

Additional Lock (storage compartments)
Veneer Top

STORAGE MODULES - 72" HIGH (FREESTANDING) MODEL# DIMENSIONS FREIGHT CLASS WT/LBS. CUBIC FT. VENEER/LAMINATE ALL VENEER



Two File Module w/Doors

	D x W x H						
D13D22H72	22 x 36 x 72	92.5	341	33	\$4496	\$5396	
D13D22W30H72	22 x 30 x 72	125	299	28	\$3932	\$4717	
D13H72	20 x 36 x 72	92.5	327	30	\$4281	\$5136	
D13W30H72	20 x 30 x 72	92.5	285	25	\$3566	\$4281	

Two lateral file drawers on bottom. Includes **two** adjustable shelves. Lower lock secures two file drawers. Front-to-back and side-to-side filing. **Not for stacking materials on lateral file drawer bottom.**



Two File Module w/Door - LEFT

D17D22H72L	22 x 16 x 72	125	99	15	\$3129	\$3756	
D17D20H72L	20 x 16 x 72	125	90	13	\$2844	\$3412	

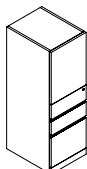
Two file drawers on bottom. Includes two adjustable shelves. Lower lock secures two file drawers. Handle is on the **right**, door opens to the **left**.



Two File Module w/Door - RIGHT

D17D22H72R	22 x 16 x 72	125	99	15	\$3129	\$3756	
D17D20H72R	20 x 16 x 72	125	90	13	\$2844	\$3412	

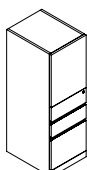
Two file drawers on bottom. Includes two adjustable shelves. Lower lock secures two file drawers. Handle is on the **left**, door opens to the **right**.



Box/Box/File Module w/Door - LEFT

D18D22H72L	22 x 16 x 72	125	99	15	\$3129	\$3756	
D18D20H72L	20 x 16 x 72	125	90	13	\$2844	\$3412	

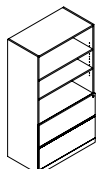
Two box drawers and one file drawer on bottom. Includes two adjustable shelves. Lower lock secures all drawers. Handle is on the **right**, door opens to the **left**.



Box/Box/File Module w/Door - RIGHT

D18D22H72R	22 x 16 x 72	125	99	15	\$3129	\$3756	
D18D20H72R	20 x 16 x 72	125	90	13	\$2844	\$3412	

Two box drawers and one file drawer on bottom. Includes two adjustable shelves. Lower lock secures all drawers. Handle is on the **left**, door opens to the **right**.



Two File Module w/Open Shelves

D12D22H72	22 x 36 x 72	92.5	331	33	\$3947	\$4736	
D12D22W30H72	22 x 30 x 72	92.5	289	28	\$3453	\$4143	
D12H72	20 x 36 x 72	92.5	317	30	\$3757	\$4508	
D12W30H72	20 x 30 x 72	92.5	275	25	\$3288	\$3945	

Three open veneer shelves and two lateral file drawers on bottom. Includes two adjustable shelves. Lock secures all drawers. Front-to-back and side-to-side filing. **Not for stacking materials on lateral file drawer bottom.**

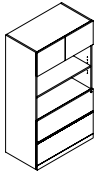
Required Specifications

Veneer Finish (doors, drawer fronts, open shelves)
Laminate Finish (top/body)
Handle Style

Optional Specifications

Additional Lock (storage compartments)
Lock (Wardrobe Cabinets)
Veneer Top

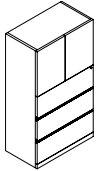
STORAGE MODULES - 72" HIGH (FREESTANDING) MODEL# DIMENSIONS FREIGHT CLASS WT/LBS. CUBIC FT. VENEER/LAMINATE ALL VENEER



Two File Module w/Doors and Open Shelves

	D x W x H						
D10D22H72	22 x 36 x 72	92.5	336	33	\$4365	\$5238	
D10D22W30H72	22 x 30 x 72	92.5	294	28	\$3820	\$4583	
D10H72	20 x 36 x 72	92.5	322	30	\$4154	\$4986	
D10W30H72	20 x 30 x 72	92.5	280	25	\$3463	\$4155	

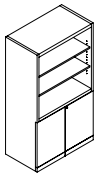
Storage compartment with fixed shelf. Two open veneer shelves and two lateral file drawers on bottom. Includes one adjustable shelf. Lock secures all drawers. Front-to-back and side-to-side filing. **Not for stacking materials on lateral file drawer bottom.**



Three File Module w/Doors

D14D22H72	22 x 36 x 72	100	312	33	\$4832	\$5797	
D14D22W30H72	22 x 30 x 72	100	273	28	\$4228	\$5075	
D14H72	20 x 36 x 72	100	298	30	\$4600	\$5522	
D14W30H72	20 x 30 x 72	92.5	259	25	\$3835	\$4601	

Three lateral file drawers on bottom. Includes one adjustable shelf. Lock secures all drawers. Front-to-back and side-to-side filing. **Not for stacking materials on lateral file drawer bottom.**

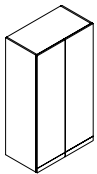


Storage Module w/Open Shelves

D22D22H72	22 x 36 x 72	100	300	33	\$3313	\$3974	
D22D22W30H72	22 x 30 x 72	100	279	28	\$2899	\$3479	
D22H72	20 x 36 x 72	100	305	30	\$3149	\$3780	
D22W30H72	20 x 30 x 72	100	265	25	\$2627	\$3153	

Three open veneer shelves and storage cabinet on bottom. Includes two adjustable shelves in upper compartment and one adjustable shelf in storage cabinet. Lock secures storage cabinet.

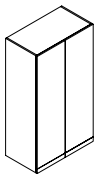
WARDROBE CABINETS - 72" HIGH (FREESTANDING) MODEL# DIMENSIONS FREIGHT CLASS WT/LBS. CUBIC FT. VENEER/LAMINATE ALL VENEER



Wardrobe Cabinet

D2D22H72	22 x 36 x 72	100	283	33	\$3149	\$3780	
D2D22W30H72	22 x 30 x 72	100	247	33	\$2756	\$3309	
D2D22W24H72	22 x 24 x 72	125	216	24	\$2341	\$2809	
D2H72	20 x 36 x 72	100	269	30	\$3001	\$3603	
D2W30H72	20 x 30 x 72	100	233	25	\$2501	\$3001	
D2W24H72	20 x 24 x 72	125	179	20	\$2001	\$2402	

Includes full length hanging rod and fixed hat shelf.

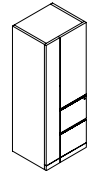


Wardrobe Cabinet/ Shelving Combo

D25D22H72	22 x 36 x 72	100	319	33	\$4074	\$4888	
D25D22W30H72	22 x 30 x 72	100	279	28	\$3562	\$4274	
D25D22W24H72	22 x 24 x 72	100	213	24	\$3054	\$3663	
D25H72	20 x 36 x 72	92.5	305	30	\$4744	\$5691	
D25W30H72	20 x 30 x 72	92.5	265	25	\$3236	\$3881	
D25W24H72	20 x 24 x 72	100	203	20	\$2588	\$3104	

Wardrobe compartment on **left** includes hanging rod and fixed hat shelf. Storage compartment on **right** includes three adjustable shelves.

PERSONAL TOWERS - 72" HIGH (FREESTANDING) MODEL# DIMENSIONS FREIGHT CLASS WT/LBS. CUBIC FT. VENEER/LAMINATE ALL VENEER



Personal Tower - LEFT

D29D22W24H72L	22 x 24 x 72	125	154	22	\$4287	\$5142	
D29W24H72L	20 x 24 x 72	125	140	20	\$4960	\$5951	

Two file drawers on bottom. Wardrobe compartment on **left** includes hanging rod. Storage compartment on **right** includes one adjustable shelf. Lower lock secures all drawers.

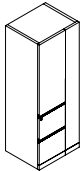
Required Specifications

Veneer Finish (doors, drawer fronts, open shelves)
Laminate Finish (top/body)
Handle Style

Optional Specifications

Additional Lock (storage compartments)
Veneer Top

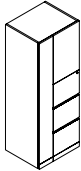
PERSONAL TOWERS - 72" HIGH (FREESTANDING) MODEL# DIMENSIONS FREIGHT CLASS WT/LBS. CUBIC FT. VENEER/LAMINATE ALL VENEER



Personal Tower - RIGHT

	D x W x H						
D29D22W24H72R	22 x 24 x 72	125	154	22	\$4287	\$5142	
D29W24H72R	20 x 24 x 72	125	140	20	\$4059	\$4871	

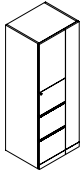
Two file drawers on bottom. Wardrobe compartment on **right** includes hanging rod. Storage compartment on **left** includes one adjustable shelf. Lower lock secures all drawers.



Personal Tower - LEFT

D27D22W24H72L	22 x 24 x 72	125	154	22	\$4822	\$5788	
D27W24H72L	20 x 24 x 72	125	140	20	\$4595	\$5514	

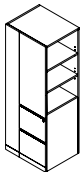
Three file drawers on bottom. Wardrobe compartment on **left** includes hanging rod. Storage compartment on **right** includes one adjustable shelf. Lower lock secures all drawers.



Personal Tower - RIGHT

D27D22W24H72R	22 x 24 x 72	125	154	22	\$4822	\$5788	
D27W24H72R	20 x 24 x 72	125	140	20	\$4595	\$5514	

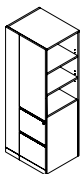
Three file drawers on bottom. Wardrobe compartment on **right** includes hanging rod. Storage compartment on **left** includes one adjustable shelf. Lower lock secures all drawers.



Personal Tower w/Open Bookcase - LEFT

D30D22W24H72L	22 x 24 x 72	125	154	22	\$4287	\$5142	
D30W24H72L	20 x 24 x 72	125	140	20	\$4059	\$4871	

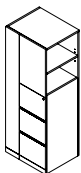
Two file drawers on bottom. Wardrobe compartment on **left** includes hanging rod. Storage compartment on **right** includes one adjustable shelf. Open bookcase on **right** includes two adjustable shelves. Lower lock secures all drawers.



Personal Tower w/Open Bookcase - RIGHT

D30D22W24H72R	22 x 24 x 72	125	154	22	\$4287	\$5142	
D30W24H72R	20 x 24 x 72	125	140	20	\$4059	\$4871	

Two file drawers on bottom. Wardrobe compartment on **right** includes hanging rod. Storage compartment on **left** includes one adjustable shelf. Open bookcase on **left** includes two adjustable shelves. Lower lock secures all drawers.



Personal Tower w/Open Bookcase - LEFT

D26D22W24H72L	22 x 24 x 72	125	154	22	\$4778	\$5733	
D26W24H72L	20 x 24 x 72	125	140	20	\$5562	\$6675	

Three file drawers on bottom. Wardrobe compartment on **left** includes hanging rod. Storage compartment on **right** includes one adjustable shelf. Open bookcase on **right** includes one adjustable shelf. Lower lock secures all drawers.

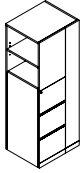
Required Specifications

Veneer Finish (doors, drawer fronts, open shelves)
Laminate Finish (top/body)
Handle Style

Optional Specifications

Additional Lock (storage compartments)
Veneer Top

PERSONAL TOWERS - 72" HIGH (FREESTANDING) MODEL# DIMENSIONS FREIGHT CLASS WT/LBS. CUBIC FT. VENEER/LAMINATE ALL VENEER

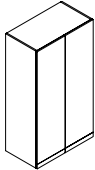


Personal Tower w/Open Bookcase - RIGHT

	D x W x H						
D26D22W24H72R	22 x 24 x 72	125	154	22	\$4778	\$5733	
D26W24H72R	20 x 24 x 72	125	140	20	\$5562	\$6675	

Three file drawers on bottom. Wardrobe compartment on **right** includes hanging rod. Storage compartment on **left** includes one adjustable shelf. Open bookcase on **left** includes one adjustable shelf. Lower lock secures all drawers.

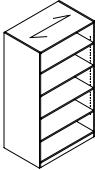
STORAGE MODULES - 84" HIGH (FREESTANDING) MODEL# DIMENSIONS FREIGHT CLASS WT/LBS. CUBIC FT. VENEER/LAMINATE ALL VENEER



Storage Cabinet w/Doors

D1D22H84	22 x 36 x 84	125	304	42	\$4197	\$5036	
D1D22W30H84	22 x 30 x 84	100	304	35	\$3669	\$4404	
D1D22W24H84	22 x 24 x 84	92.5	320	28	\$3142	\$3770	
D1H84	20 x 36 x 84	100	297	35	\$3999	\$4796	
D1W30H84	20 x 30 x 84	100	257	29	\$3328	\$3992	
D1W24H84	20 x 24 x 84	100	198	23	\$2666	\$3197	

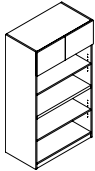
Includes four adjustable shelves. Standard with lock.



Open Storage Cabinet

D7D24H84	24 x 36 x 84	125	331	43	\$3897	\$4674	
D7D24W30H84	24 x 30 x 84	125	280	36	\$3410	\$4095	
D7H84	20 x 36 x 84	100	282	35	\$3405	\$4084	
D7W30H84	20 x 30 x 84	100	248	29	\$2835	\$3405	

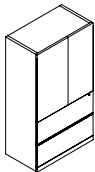
Includes one fixed and **four** adjustable veneer shelves. Shelves are 3/4" thick.



Open Storage Cabinet w/Doors

D9D22H84	22 x 36 x 84	92.5	364	36	\$3641	\$4371	
D9D22W30H84	22 x 30 x 84	92.5	330	31	\$3192	\$3831	
D9H84	20 x 36 x 84	92.5	348	33	\$3464	\$4156	
D9W30H84	20 x 30 x 84	92.5	317	28	\$2891	\$3468	

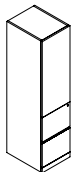
Storage compartment with fixed shelf. One fixed and **two** adjustable veneer shelves. Fixed shelf is at 29" high. Shelves are 3/4" thick.



Two File Module w/Doors

D13D22H84	22 x 36 x 84	92.5	364	36	\$5195	\$6234	
D13D22W30H84	22 x 30 x 84	92.5	330	31	\$4546	\$5455	
D13H84	20 x 36 x 84	92.5	365	35	\$4943	\$5931	
D13W30H84	20 x 30 x 84	92.5	305	29	\$4513	\$5412	

Two lateral file drawers on bottom. Includes **two** adjustable shelves. Lower lock secures two file drawers. Front-to-back and side-to-side filing. **Not for stacking materials on lateral file drawer bottom.**



Two File Module w/Door - LEFT

D17D22H84L	22 x 16 x 84	125	116	17	\$3754	\$4502	
D17D20H84L	20 x 16 x 84	125	105	15	\$3410	\$4095	

Two file drawers on bottom. Includes two adjustable shelves. Lower lock secures two file drawers. Handle is on the **right**, door opens to the **left**.

Required Specifications

Veneer Finish (doors, drawer fronts, open shelves)
Laminate Finish (top/body)
Handle Style

Optional Specifications

Additional Lock (storage compartments)
Veneer Top

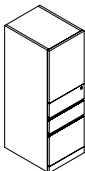
STORAGE MODULES - 84" HIGH (FREESTANDING) MODEL# DIMENSIONS FREIGHT CLASS WT/LBS. CUBIC FT. VENEER/LAMINATE ALL VENEER



	D x W x H						
D17D22H84R	22 x 16 x 84	125	116	17	\$3754	\$4502	
D17D20H84R	20 x 16 x 84	125	105	15	\$3410	\$4095	

Two File Module w/Door - RIGHT

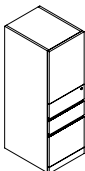
Two file drawers on bottom. Includes two adjustable shelves. Lower lock secures two file drawers. Handle is on the **left**, door opens to the **right**.



D18D22H84L	22 x 16 x 84	125	116	17	\$3754	\$4502	
D18D20H84L	20 x 16 x 84	125	105	15	\$3410	\$4095	

Box/Box/File Module w/Door - LEFT

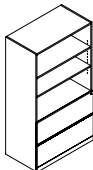
Two box drawers and one file drawer on bottom. Includes two adjustable shelves. Lower lock secures all drawers. Handle is on the **right**, door opens to the **left**.



D18D22H84R	22 x 16 x 84	125	116	17	\$3754	\$4502	
D18D20H84R	20 x 16 x 84	125	105	15	\$3410	\$4095	

Box/Box/File Module w/Door - RIGHT

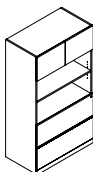
Two box drawers and one file drawer on bottom. Includes two adjustable shelves. Lower lock secures all drawers. Handle is on the **left**, door opens to the **right**.



D12D22H84	22 x 36 x 84	92.5	364	36	\$4561	\$5472	
D12D22W30H84	22 x 30 x 84	92.5	330	31	\$3992	\$4791	
D12H84	20 x 36 x 84	92.5	348	33	\$4389	\$5265	
D12W30H84	20 x 30 x 84	92.5	317	28	\$3801	\$4561	

Two File Module w/Open Shelves

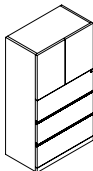
Three open veneer shelves and two lateral file drawers on bottom. Includes two adjustable shelves. Lock secures all drawers. Front-to-back and side-to-side filing. **Not for stacking materials on lateral file drawer bottom.**



D10D22H84	22 x 36 x 84	92.5	364	36	\$5045	\$6055	
D10D22W30H84	22 x 30 x 84	92.5	330	31	\$4418	\$5301	
D10H84	20 x 36 x 84	92.5	348	33	\$4805	\$5766	
D10W30H84	20 x 30 x 84	92.5	317	28	\$4007	\$4807	

Two File Module w/Doors and Open Shelves

Storage compartment with fixed shelf. Two open veneer shelves and two lateral file drawers on bottom. Includes one adjustable shelf. Lock secures all drawers. Front-to-back and side-to-side filing. **Not for stacking materials on lateral file drawer bottom.**



D14D22H84	22 x 36 x 84	100	340	42	\$5605	\$6728	
D14D22W30H84	22 x 30 x 84	100	308	35	\$4888	\$5867	
D14H84	20 x 36 x 84	100	330	35	\$5319	\$6384	
D14W30H84	20 x 30 x 84	92.5	298	29	\$4436	\$5321	

Three File Module w/Doors

Three lateral file drawers on bottom. Includes one adjustable shelf. Lock secures all drawers. Front-to-back and side-to-side filing. **Not for stacking materials on lateral file drawer bottom.**

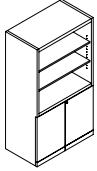
Required Specifications

Veneer Finish (doors, drawer fronts, open shelves)
Laminate Finish (top/body)
Handle Style

Optional Specifications

Additional Lock (storage compartments)
Veneer Top

STORAGE MODULES - 84" HIGH (FREESTANDING) MODEL# DIMENSIONS FREIGHT CLASS WT/LBS. CUBIC FT. VENEER/LAMINATE ALL VENEER

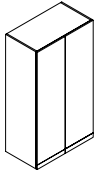


Storage Module w/Open Shelves

	D x W x H						
D22D22H84	22 x 36 x 84	125	325	42	\$3827	\$4592	
D22D22W30H84	22 x 30 x 84	100	304	35	\$3347	\$4019	
D22H84	20 x 36 x 84	100	327	33	\$3641	\$4371	
D22W30H84	20 x 30 x 84	92.5	301	28	\$3041	\$3650	

Three open veneer shelves and storage cabinet on bottom. Includes two adjustable shelves in upper compartment and one adjustable shelf in storage cabinet. Lock secures storage cabinet.

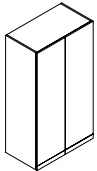
WARDROBE CABINETS - 84" HIGH (FREESTANDING) MODEL# DIMENSIONS FREIGHT CLASS WT/LBS. CUBIC FT. VENEER/LAMINATE ALL VENEER



Wardrobe Cabinet

D2D22H84	22 x 36 x 84	125	307	42	\$3641	\$4371	
D2D22W30H84	22 x 30 x 84	125	260	42	\$3192	\$3831	
D2D22W24H84	22 x 24 x 84	100	242	28	\$2732	\$3281	
D2H84	20 x 36 x 84	100	297	35	\$3464	\$4156	
D2W30H84	20 x 30 x 84	100	257	29	\$2891	\$3468	
D2W24H84	20 x 24 x 84	100	198	23	\$2315	\$2777	

Includes full length hanging rod and fixed hat shelf.

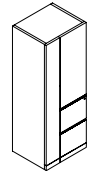


Wardrobe Cabinet/Shelving Combo

D25D22H84	22 x 36 x 84	100	348	42	\$4712	\$5652	
D25D22W30H84	22 x 30 x 84	100	307	35	\$4114	\$4938	
D25D22W24H84	22 x 24 x 84	100	254	28	\$3527	\$4231	
D25H84	20 x 36 x 84	100	330	35	\$4484	\$5381	
D25W30H84	20 x 30 x 84	92.5	300	29	\$3738	\$4486	
D25W24H84	20 x 24 x 84	92.5	235	23	\$2995	\$3591	

Wardrobe compartment on **left** includes hanging rod and fixed hat shelf. Storage compartment on **right** includes three adjustable shelves.

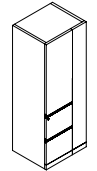
PERSONAL TOWERS - 84" HIGH (FREESTANDING) MODEL# DIMENSIONS FREIGHT CLASS WT/LBS. CUBIC FT. VENEER/LAMINATE ALL VENEER



Personal Tower - LEFT

D29D22W24H84L	22 x 24 x 84	125	167	24	\$5086	\$6101	
D29W24H84L	20 x 24 x 84	125	152	22	\$4818	\$5782	

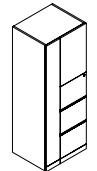
Two file drawers on bottom. Wardrobe compartment on **left** includes hanging rod. Storage compartment on **right** includes one adjustable shelf. Lower lock secures all drawers.



Personal Tower - RIGHT

D29D22W24H84R	22 x 24 x 84	125	167	24	\$5086	\$6101	
D29W24H84R	20 x 24 x 84	125	152	22	\$4818	\$5782	

Two file drawers on bottom. Wardrobe compartment on **right** includes hanging rod. Storage compartment on **left** includes one adjustable shelf. Lower lock secures all drawers.



Personal Tower - LEFT

D27D22W24H84L	22 x 24 x 84	125	167	24	\$6815	\$8180	
D27W24H84L	20 x 24 x 84	125	152	22	\$6488	\$7786	

Three file drawers on bottom. Wardrobe compartment on **left** includes hanging rod. Storage compartment on **right** includes one adjustable shelf. Lower lock secures all drawers.

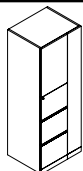
Required Specifications

Veneer Finish (doors, drawer fronts, open shelves)
Laminate Finish (top/body)
Handle Style

Optional Specifications

Additional Lock (storage compartments)
Veneer Top

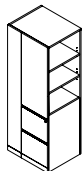
PERSONAL TOWERS - 84" HIGH (FREESTANDING)



Personal Tower - RIGHT

MODEL#	DIMENSIONS D x W x H	FREIGHT CLASS	WT/LBS.	CUBIC FT.	veneer/LAMINATE	ALL VENEER
D27D22W24H84R	22 x 24 x 84	125	167	24	\$6815	\$8180
D27W24H84R	20 x 24 x 84	125	152	22	\$6488	\$7786

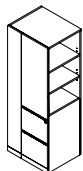
Three file drawers on bottom. Wardrobe compartment on **right** includes hanging rod. Storage compartment on **left** includes one adjustable shelf. Lower lock secures all drawers.



Personal Tower w/Open Bookcase - LEFT

D30D22W24H84L	22 x 24 x 84	125	167	24	\$5086	\$6101
D30W24H84L	20 x 24 x 84	125	152	22	\$4818	\$5782

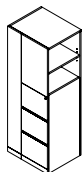
Two file drawers on bottom. Wardrobe compartment on **left** includes hanging rod. Storage compartment on **right** includes one adjustable shelf. Open bookcase on **right** includes two adjustable shelves. Lower lock secures all drawers.



Personal Tower w/Open Bookcase - RIGHT

D30D22W24H84R	22 x 24 x 84	125	167	24	\$5086	\$6101
D30W24H84R	20 x 24 x 84	125	152	22	\$4818	\$5782

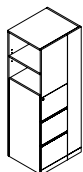
Two file drawers on bottom. Wardrobe compartment on **right** includes hanging rod. Storage compartment on **left** includes one adjustable shelf. Open bookcase on **left** includes two adjustable shelves. Lower lock secures all drawers.



Personal Tower w/Open Bookcase - LEFT

D26D22W24H84L	22 x 24 x 84	125	167	24	\$6815	\$8180
D26W24H84L	20 x 24 x 84	125	152	22	\$6488	\$7786

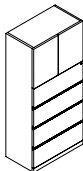
Three file drawers on bottom. Wardrobe compartment on **left** includes hanging rod. Storage compartment on **right** includes one adjustable shelf. Open bookcase on **right** includes one adjustable shelf. Lower lock secures all drawers.



Personal Tower w/Open Bookcase - RIGHT

D26D22W24H84R	22 x 24 x 84	125	167	24	\$6815	\$8180
D26W24H84R	20 x 24 x 84	125	152	22	\$6488	\$7786

Three file drawers on bottom. Wardrobe compartment on **right** includes hanging rod. Storage compartment on **left** includes one adjustable shelf. Open bookcase on **left** includes one adjustable shelf. Lower lock secures all drawers.



Four File Module w/Doors

D6W30H84	20 x 30 x 84	85	351	29	\$5405	\$6484
----------	--------------	----	-----	----	---------------	---------------

Four lateral file drawers on bottom. Includes one adjustable shelf. Lock secures all drawers. Front-to-back and side-to-side filing. **Not for stacking materials on lateral file drawer bottom.**

Required Specifications

- Veneer Finish (doors, drawer fronts, open shelves)
- Laminate Finish (top/body)
- Handle Style

Optional Specifications

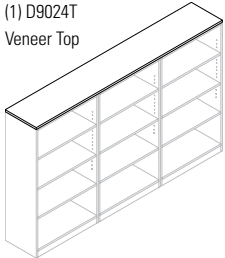
- Additional Lock (storage compartments)
- Veneer Top

TOPS FOR STORAGE MODELS

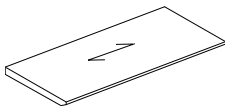
MODEL#	DIMENSIONS	FREIGHT CLASS	WT/LBS.	CUBIC FT.	veneer/LAMINATE	ALL VENEER
	D x W x H					
D12024T	24 x 120 x 1	60	115	2	N/A	\$2303
D11824T	24 x 118 x 1	60	109	2	N/A	\$2268
D11624T	24 x 116 x 1	60	107	2	N/A	\$2235
D11424T	24 x 114 x 1	60	105	2	N/A	\$2206
D11224T	24 x 112 x 1	60	103	2	N/A	\$2152
D11024T	24 x 110 x 1	60	102	2	N/A	\$2110
D10824T	24 x 108 x 1	60	100	2	N/A	\$2071
D10624T	24 x 106 x 1	60	98	2	N/A	\$2034
D10424T	24 x 104 x 1	60	96	2	N/A	\$1994
D10224T	24 x 102 x 1	60	94	2	N/A	\$1961
D10024T	24 x 100 x 1	60	92	2	N/A	\$1919
D9824T	24 x 98 x 1	60	90	2	N/A	\$1879
D9624T	24 x 96 x 1	60	88	2	N/A	\$1843
D9424T	24 x 94 x 1	60	86	2	N/A	\$1803
D9224T	24 x 92 x 1	60	85	2	N/A	\$1768
D9024T	24 x 90 x 1	60	83	2	N/A	\$1729
D8824T	24 x 88 x 1	60	81	2	N/A	\$1693
D8624T	24 x 86 x 1	60	80	2	N/A	\$1652
D8424T	24 x 84 x 1	60	78	2	N/A	\$1611
D8224T	24 x 82 x 1	60	75	2	N/A	\$1575
D8024T	24 x 80 x 1	60	74	2	N/A	\$1538
D7824T	24 x 78 x 1	60	72	2	N/A	\$1516
D7624T	24 x 76 x 1	60	70	2	N/A	\$1462
D7424T	24 x 74 x 1	60	69	2	N/A	\$1425
D7224T	24 x 72 x 1	60	66	2	N/A	\$1386
D7024T	24 x 70 x 1	60	64	2	N/A	\$1345
D6824T	24 x 68 x 1	60	62	2	N/A	\$1313
D6624T	24 x 66 x 1	60	61	2	N/A	\$1270
D6424T	24 x 64 x 1	60	59	1	N/A	\$1228
D6224T	24 x 62 x 1	60	57	1	N/A	\$1194
D6024T	24 x 60 x 1	60	55	1	N/A	\$1152
D5824T	24 x 58 x 1	60	54	1	N/A	\$1111
D5624T	24 x 56 x 1	60	52	1	N/A	\$1077
D5424T	24 x 54 x 1	60	50	1	N/A	\$1038
D5224T	24 x 52 x 1	60	48	1	N/A	\$1001
D5024T	24 x 50 x 1	60	46	1	N/A	\$961
D4824T	24 x 48 x 1	60	44	1	N/A	\$921
D4224T	24 x 42 x 1	60	39	1	N/A	\$894
D4024T	24 x 40 x 1	60	37	1	N/A	\$853
D3824T	24 x 38 x 1	60	35	1	N/A	\$811
D3624T	24 x 36 x 1	60	33	1	N/A	\$763
D3424T	24 x 34 x 1	60	31	1	N/A	\$714
D3224T	24 x 32 x 1	65	29	1	N/A	\$675
D3024T	24 x 30 x 1	65	28	1	N/A	\$578
D2424T	24 x 24 x 1	65	23	1	N/A	\$578
D1824T	24 x 18 x 1	70	17	1	N/A	\$420
D1624T	24 x 16 x 1	70	15	1	N/A	\$407
D1224T	24 x 12 x 1	92.5	11	1	N/A	\$305

EXAMPLE:

(1) D9024T
 Veneer Top



(3) D7D22W30H48 - Open Storage Cabinet



Tops - 24" Deep

For use with 22" deep units. Tops are 1" thick.

- **This is an OPTION for Storage Modules, Wardrobe Cabinets and Personal Towers.**
Specify a Veneer Top from the listing above (either a single model or straight run).

Required Specifications

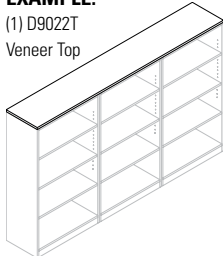
Veneer finish

TOPS FOR STORAGE MODELS

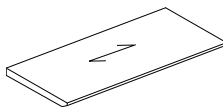
MODEL#	DIMENSIONS	FREIGHT CLASS	WT./LBS.	CUBIC FT.	VENEER/LAMINATE	ALL VENEER
D x W x H						
D12022T	22 x 120 x 1	60	101	2	N/A	\$2110
D11822T	22 x 118 x 1	60	100	2	N/A	\$2076
D11622T	22 x 116 x 1	60	97	2	N/A	\$2040
D11422T	22 x 114 x 1	60	96	2	N/A	\$2009
D11222T	22 x 112 x 1	60	95	2	N/A	\$1975
D11022T	22 x 110 x 1	60	92	2	N/A	\$1933
D10822T	22 x 108 x 1	60	91	2	N/A	\$1898
D10622T	22 x 106 x 1	60	89	2	N/A	\$1865
D10422T	22 x 104 x 1	60	87	2	N/A	\$1832
D10222T	22 x 102 x 1	60	86	2	N/A	\$1795
D10022T	22 x 100 x 1	60	84	2	N/A	\$1762
D9822T	22 x 98 x 1	60	83	2	N/A	\$1720
D9622T	22 x 96 x 1	60	81	2	N/A	\$1687
D9422T	22 x 94 x 1	60	79	2	N/A	\$1652
D9222T	22 x 92 x 1	60	77	2	N/A	\$1617
D9022T	22 x 90 x 1	60	76	2	N/A	\$1617
D8822T	22 x 88 x 1	60	74	2	N/A	\$1549
D8622T	22 x 86 x 1	60	73	2	N/A	\$1516
D8422T	22 x 84 x 1	60	71	2	N/A	\$1481
D8222T	22 x 82 x 1	60	69	2	N/A	\$1447
D8022T	22 x 80 x 1	60	67	2	N/A	\$1407
D7822T	22 x 78 x 1	60	66	2	N/A	\$1371
D7622T	22 x 76 x 1	60	65	2	N/A	\$1338
D7422T	22 x 74 x 1	60	63	2	N/A	\$1302
D7222T	22 x 72 x 1	60	61	2	N/A	\$1302
D7022T	22 x 70 x 1	65	59	2	N/A	\$1237
D6822T	22 x 68 x 1	65	57	2	N/A	\$1201
D6622T	22 x 66 x 1	65	55	2	N/A	\$1169
D6422T	22 x 64 x 1	65	54	1	N/A	\$1126
D6222T	22 x 62 x 1	60	52	1	N/A	\$1094
D6022T	22 x 60 x 1	60	50	1	N/A	\$1056
D5822T	22 x 58 x 1	60	49	1	N/A	\$1022
D5622T	22 x 56 x 1	60	47	1	N/A	\$990
D5422T	22 x 54 x 1	60	46	1	N/A	\$955
D5222T	22 x 52 x 1	60	44	1	N/A	\$921
D5022T	22 x 50 x 1	60	42	1	N/A	\$879
D4822T	22 x 48 x 1	60	40	1	N/A	\$846
D4222T	22 x 42 x 1	60	36	1	N/A	\$819
D4022T	22 x 40 x 1	60	34	1	N/A	\$777
D3822T	22 x 38 x 1	60	32	1	N/A	\$742
D3622T	22 x 36 x 1	60	30	1	N/A	\$703
D3422T	22 x 34 x 1	65	28	1	N/A	\$660
D3222T	22 x 32 x 1	65	27	1	N/A	\$621
D3022T	22 x 30 x 1	65	25	1	N/A	\$578
D2422T	22 x 24 x 1	70	20	1	N/A	\$557
D1822T	22 x 18 x 1	70	15	1	N/A	\$420
D1622T	22 x 16 x 1	85	14	1	N/A	\$372
D1222T	22 x 12 x 1	92.5	10	1	N/A	\$279

EXAMPLE:

(1) D9022T
Veneer Top



(3) D7D20W30H48 - Open Storage Cabinet



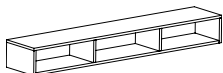
Tops - 22" Deep

For use with 20" deep units. Tops are 1" thick.

- **This is an OPTION for Storage Modules, Wardrobe Cabinets and Personal Towers.**
Specify a Veneer Top from the listing above (either a single model or straight run).

FLOATING SHELF

MODEL#	DIMENSIONS	FREIGHT CLASS	WT./LBS.	CUBIC FT.	LIST PRICE
CBYF096D12H8	12 x 96 x 8	125	78	10	\$2688
CBYF064D12H8	12 x 64 x 8	125	50	8	\$1758
CBYF032D12H8	12 x 32 x 8	100	35	4	\$1593



Wall Mounted Open Storage*

To be used as a stand alone unit.

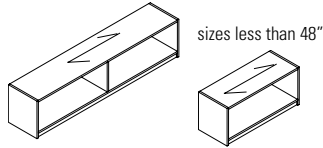
Required Specifications

Veneer finish

OVERHEAD STORAGE

MODEL# DIMENSIONS FREIGHT CLASS WT/LBS. CUBIC FT. VENEER/LAMINATE ALL VENEER

sizes 48" and larger



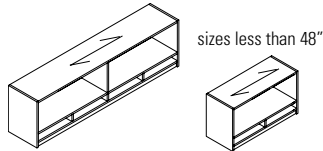
Open Front Overhead Storage

	D x W x H						
DCSF072	14.5 x 72 x 16.5	125	100	10	\$1627	\$1954	
DCSF066	14.5 x 66 x 16.5	125	83	9	\$1494	\$1792	
DCSF060	14.5 x 60 x 16.5	100	75	8	\$1357	\$1627	
DCSF054	14.5 x 54 x 16.5	100	68	7	\$1223	\$1467	
DCSF048	14.5 x 48 x 16.5	100	60	7	\$1088	\$1305	
DCSF042	14.5 x 42 x 16.5	100	55	6	\$1005	\$1204	
DCSF036	14.5 x 36 x 16.5	100	50	5	\$995	\$1192	
DCSF030	14.5 x 30 x 16.5	100	45	4	\$972	\$1169	

Includes pre-mounted "J" brackets for wall mount applications.

- **NOTE:** Care should be taken to mount the units. Units should be mounted to wall studs using correct fasteners. Failure to do so may result in collapse of the unit and subsequent personal injury. **Mounting hardware not included.** Mounting hardware used should be based on wall material. Consult an installation professional for proper wall mounting.

sizes 48" and larger



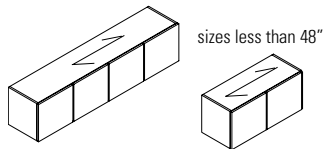
Open Front Overhead Storage - Pigeon-Hole Storage

DCSFOP72	14.5 x 72 x 19.5	125	100	12	\$1954	\$2345	
DCSFOP66	14.5 x 66 x 19.5	125	83	11	\$1791	\$2150	
DCSFOP60	14.5 x 60 x 19.5	125	75	10	\$1627	\$1954	
DCSFOP54	14.5 x 54 x 19.5	125	68	9	\$1469	\$1763	
DCSFOP48	14.5 x 48 x 19.5	125	60	8	\$1301	\$1562	
DCSFOP42	14.5 x 42 x 19.5	125	55	7	\$1223	\$1467	
DCSFOP36	14.5 x 36 x 19.5	125	50	6	\$1185	\$1422	
DCSFOP30	14.5 x 30 x 19.5	125	45	5	\$1171	\$1403	

Includes pre-mounted "J" brackets for wall mount applications. Horizontal pigeon-hole storage on bottom of overhead.

- **NOTE:** Care should be taken to mount the units. Units should be mounted to wall studs using correct fasteners. Failure to do so may result in collapse of the unit and subsequent personal injury. **Mounting hardware not included.** Mounting hardware used should be based on wall material. Consult an installation professional for proper wall mounting.

sizes 48" and larger



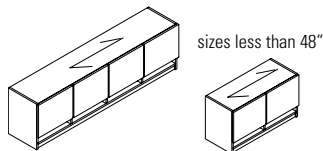
Closed Front Overhead Storage with Hinge Doors*

DSF72	14.5 x 72 x 16.5	92.5	100	10	\$2105	\$2525	
DSF66	14.5 x 66 x 16.5	100	83	9	\$1933	\$2320	
DSF60	14.5 x 60 x 16.5	100	75	8	\$1756	\$2108	
DSF54	14.5 x 54 x 16.5	100	68	7	\$1575	\$1891	
DSF48	14.5 x 48 x 16.5	60	60	7	\$1549	\$1859	
DSF42	14.5 x 42 x 16.5	100	55	6	\$1291	\$1548	
DSF36	14.5 x 36 x 16.5	92.5	50	5	\$1263	\$1514	
DSF30	14.5 x 30 x 16.5	92.5	45	4	\$1241	\$1491	

Includes pre-mounted "J" brackets for wall mount applications.

- **NOTE:** Care should be taken to mount the units. Units should be mounted to wall studs using correct fasteners. Failure to do so may result in collapse of the unit and subsequent personal injury. **Mounting hardware not included.** Mounting hardware used should be based on wall material. Consult an installation professional for proper wall mounting.

sizes 48" and larger



Closed Front Overhead Storage with Hinge Doors & Pigeon-Hole Storage*

DSFP72	14.5 x 72 x 19.5	100	100	12	\$2528	\$3035	
DSFP66	14.5 x 66 x 19.5	125	83	11	\$2315	\$2777	
DSFP60	14.5 x 60 x 19.5	125	75	10	\$2110	\$2533	
DSFP54	14.5 x 54 x 19.5	125	68	9	\$1898	\$2279	
DSFP48	14.5 x 48 x 19.5	125	60	8	\$1681	\$2015	
DSFP42	14.5 x 42 x 19.5	125	55	7	\$1606	\$1928	
DSFP36	14.5 x 36 x 19.5	100	50	6	\$1516	\$1819	
DSFP30	14.5 x 30 x 19.5	100	45	5	\$1495	\$1793	

Includes pre-mounted "J" brackets for wall mount applications. Horizontal pigeon-hole storage on bottom of overhead.

- **NOTE:** Care should be taken to mount the units. Units should be mounted to wall studs using correct fasteners. Failure to do so may result in collapse of the unit and subsequent personal injury. **Mounting hardware not included.** Mounting hardware used should be based on wall material. Consult an installation professional for proper wall mounting.

Required Specifications

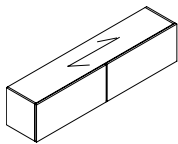
Veneer Finish
Laminate Finish (top/body)

Optional Specifications

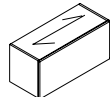
Lock*
Handle style*

OVERHEAD STORAGE

sizes 48" and larger



sizes less than 48"

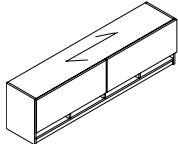


Closed Front Overhead Storage - with Flipper Doors

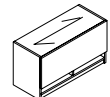
MODEL#	DIMENSIONS	FREIGHT CLASS	WT/LBS.	CUBIC FT.	VENEER/LAMINATE	ALL VENEER
	D x W x H					
DSFF72	14.5 x 72 x 16.5	92.5	100	10	\$2282	\$2738
DSFF66	14.5 x 66 x 16.5	100	83	9	\$2089	\$2507
DSFF60	14.5 x 60 x 16.5	100	75	8	\$1898	\$2279
DSFF54	14.5 x 54 x 16.5	100	68	7	\$1714	\$2057
DSFF48	14.5 x 48 x 16.5	100	60	7	\$1522	\$1829
DSFF42	14.5 x 42 x 16.5	100	55	6	\$1414	\$1694
DSFF36	14.5 x 36 x 16.5	92.5	50	5	\$1386	\$1664
DSFF30	14.5 x 30 x 16.5	92.5	45	4	\$1367	\$1639

Includes pre-mounted "J" brackets for wall mount applications. Horizontal pigeon-hole storage on bottom of overhead.
 • **NOTE:** Care should be taken to mount the units. Units should be mounted to wall studs using correct fasteners. Failure to do so may result in collapse of the unit and subsequent personal injury. **Mounting hardware not included.** Mounting hardware used should be based on wall material. Consult an installation professional for proper wall mounting.

sizes 48" and larger



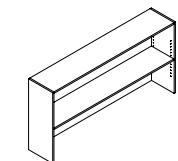
sizes less than 48"



Closed Front Overhead Storage with Flipper Doors & Pigeon-Hole Storage

DSFFP72	14.5 x 72 x 19.5	100	100	12	\$2992	\$3590
DSFFP66	14.5 x 66 x 19.5	125	83	11	\$2506	\$3009
DSFFP60	14.5 x 60 x 19.5	125	75	10	\$2282	\$2738
DSFFP54	14.5 x 54 x 19.5	125	68	9	\$2051	\$2458
DSFFP48	14.5 x 48 x 19.5	125	60	8	\$1824	\$2188
DSFFP42	14.5 x 42 x 19.5	125	55	7	\$1693	\$2032
DSFFP36	14.5 x 36 x 19.5	100	50	6	\$1660	\$1991
DSFFP30	14.5 x 30 x 19.5	100	45	5	\$1633	\$1958

Includes pre-mounted "J" brackets for wall mount applications. Horizontal pigeon-hole storage on bottom of overhead.
 • **NOTE:** Care should be taken to mount the units. Units should be mounted to wall studs using correct fasteners. Failure to do so may result in collapse of the unit and subsequent personal injury. **Mounting hardware not included.** Mounting hardware used should be based on wall material. Consult an installation professional for proper wall mounting.



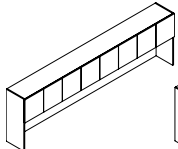
Open Hutch with Closed Back

D72CL36	16 x 72 x 36	125	155	23	\$1817	\$2180
D66CL36	16 x 66 x 36	125	140	21	\$1685	\$2020
D60CL36	16 x 60 x 36	125	130	19	\$1495	\$1793
D48CL36	16 x 48 x 36	125	110	15	\$1423	\$1709
D42CL36	16 x 42 x 36	125	95	13	\$1291	\$1548
D36CL36	16 x 36 x 36	125	80	11	\$1214	\$1455
D30CL36	16 x 30 x 36	125	67	9	\$1008	\$1214

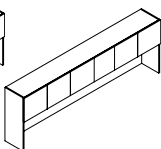
One adjustable shelf. Closed back. All hutches shipped pre-assembled.
 • **A Tackboard cannot be used with this hutch.**

CLOSED HUTCHES

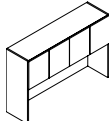
sizes 120"-108"w



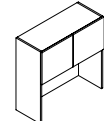
sizes 102"-84"w



sizes 78"-60"w



sizes 36"-30"w



Closed Hutch w/Veneer Doors 36" High*

MODEL#	DIMENSIONS	FREIGHT CLASS	WT/LBS.	CUBIC FT.	VENEER/LAMINATE	ALL VENEER
D120SH36	16 x 120 x 36	125	295	38	\$4910	\$5893
D114SH36	16 x 114 x 36	125	281	36	\$4663	\$5596
D108SH36	16 x 108 x 36	125	268	34	\$4419	\$5302
D102SH36	16 x 102 x 36	125	254	32	\$4174	\$5009
D96SH36	16 x 96 x 36	100	241	30	\$3930	\$4715
D90SH36	16 x 90 x 36	100	227	28	\$3682	\$4419
D84SH36	16 x 84 x 36	100	214	26	\$3436	\$4124
D78SH36	16 x 78 x 36	100	200	24	\$3192	\$3831
D72SH36	16 x 72 x 36	125	187	23	\$2947	\$3537
D66SH36	16 x 66 x 36	100	173	21	\$2840	\$3406
D60SH36	16 x 60 x 36	100	160	19	\$2701	\$3241
D36SH36	16 x 36 x 36	100	94	11	\$1844	\$2214
D30SH36	16 x 30 x 36	100	78	9	\$1613	\$1935

One fixed shelf. Closed back features one grommet. All hutches shipped pre-assembled.
 • Models 120"w- 108"w have three fixed shelf dividers.
 • Models 84"w- 102"w have two fixed shelf dividers.
 • Models 60"w - 78"w have one fixed shelf divider.
 • *Clearance from worksurface to valance is 19.5".*

Required Specifications

Veneer Finish
Laminate Finish (top/body)

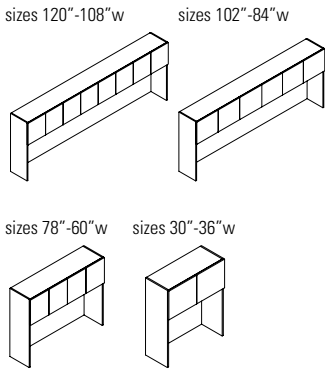
Optional Specifications

Lock (models with doors)
Handle Style (models with doors)

Accessories

Tackboard*
Tasklight*

CLOSED HUTCHES

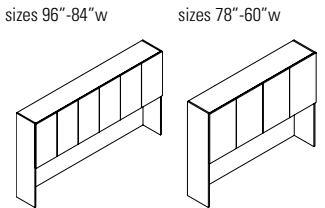


Closed Hutch w/Veneer Doors 42" H

MODEL#	DIMENSIONS	FREIGHT CLASS	WT./LBS.	CUBIC FT.	veneER/LAMINATE	ALL veneER
	D x W x H					
D120SH42	16 x 120 x 42	125	341	44	\$5727	\$6871
D114SH42	16 x 114 x 42	125	324	42	\$5437	\$6526
D108SH42	16 x 108 x 42	125	307	39	\$5414	\$6497
D102SH42	16 x 102 x 42	125	290	37	\$4867	\$5841
D96SH42	16 x 96 x 42	125	273	35	\$4582	\$5498
D90SH42	16 x 90 x 42	125	256	33	\$4295	\$5154
D84SH42	16 x 84 x 42	125	239	31	\$4211	\$5053
D78SH42	16 x 78 x 42	125	222	38	\$3725	\$4469
D72SH42	16 x 72 x 42	125	205	26	\$3436	\$4124
D66SH42	16 x 66 x 42	125	188	24	\$3310	\$3973
D60SH42	16 x 60 x 42	125	171	22	\$3149	\$3780
D36SH42	16 x 36 x 42	125	102	13	\$2151	\$2579
D30SH42	16 x 30 x 42	125	85	11	\$1883	\$2259

One fixed shelf. Closed back features one grommet. All hutches shipped pre-assembled.

- Models 120" w- 108" w have three fixed shelf dividers.
- Models 84" w- 102" w have two fixed shelf dividers.
- Models 60" w - 78" w have one fixed shelf divider.
- Clearance from worksurface to valance is 19.5".

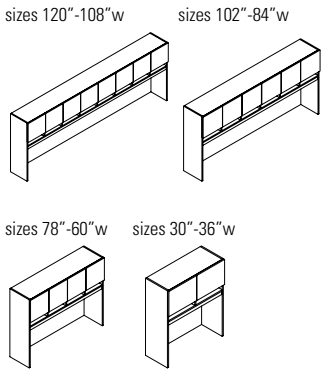


Closed Hutch w/Veneer Doors 54" H

D962SH54	15 x 96 x 54	125	351	45	\$5885	\$7062
D902SH54	15 x 90 x 54	125	329	42	\$5522	\$6625
D842SH54	15 x 84 x 54	125	307	39	\$5153	\$6180
D782SH54	15 x 78 x 54	125	285	37	\$4784	\$5742
D722SH54	15 x 72 x 54	300	263	34	\$4418	\$5301
D662SH54	15 x 66 x 54	125	241	31	\$4253	\$5104
D602SH54	15 x 60 x 54	125	219	28	\$4051	\$4860

One fixed shelf and one adjustable shelf (per compartment). Closed back features one grommet. All hutches shipped pre-assembled.

- Clearance from worksurface to valance is 25.5".



Closed Hutch w/Veneer Doors Pigeon-Hole Storage, 42" High

D120SHP42	15 x 120 x 42	125	341	44	\$6871	\$8246
D114SHP42	15 x 114 x 42	125	324	42	\$6527	\$7834
D108SHP42	15 x 108 x 42	125	307	39	\$6187	\$7421
D102SHP42	15 x 102 x 42	125	290	37	\$5841	\$7009
D96SHP42	15 x 96 x 42	125	273	35	\$5498	\$6597
D90SHP42	15 x 90 x 42	125	256	33	\$5154	\$6187
D84SHP42	15 x 84 x 42	125	239	31	\$4811	\$5772
D78SHP42	15 x 78 x 42	125	222	38	\$4468	\$5360
D72SHP42	15 x 72 x 42	125	205	26	\$4318	\$5180
D66SHP42	15 x 66 x 42	125	188	24	\$4169	\$5003
D60SHP42	15 x 60 x 42	125	171	22	\$3973	\$4767
D36SHP42	15 x 36 x 42	125	102	13	\$2579	\$3096
D30SHP42	15 x 30 x 42	125	85	11	\$2259	\$2712

One fixed shelf. Closed back features one grommet. Horizontal pigeon-hole storage top mounted to hutch. All hutches shipped pre-assembled.

- Models 120" w- 108" w have three fixed shelf dividers.
- Models 84" w- 102" w have two fixed shelf dividers.
- Models 60" w - 78" w have one fixed shelf divider.
- Clearance from worksurface to valance is 21.5".

Required Specifications

Veneer Finish (doors)
Laminate Finish (top/body)

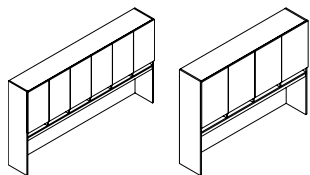
Optional Specifications

Lock
Handle Style

Accessories

Tackboard
Tasklight

CLOSED HUTCHES

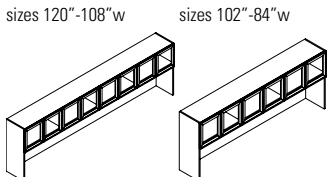


Closed Hutch w/Veneer Doors
Pigeon-Hole Storage, 54"H*

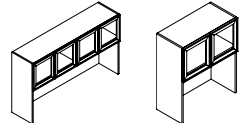
MODEL#	DIMENSIONS D x W x H	FREIGHT CLASS	WT./LBS.	CUBIC FT.	veneer/LAMINATE	ALL veneer
D962SHP54	15 x 96 x 54	125	351	45	\$7067	\$8481
D902SHP54	15 x 90 x 54	125	329	42	\$6622	\$7945
D842SHP54	15 x 84 x 54	125	307	39	\$6178	\$7413
D782SHP54	15 x 78 x 54	125	285	37	\$5740	\$6888
D722SHP54	15 x 72 x 54	125	263	34	\$5301	\$6360
D662SHP54	15 x 66 x 54	125	241	31	\$5102	\$6122
D602SHP54	15 x 60 x 54	125	219	28	\$4858	\$5829

One fixed shelf and one adjustable shelf (per compartment). Closed back features one grommet. Horizontal pigeon-hole storage top mounted to hutch. All hutches shipped pre-assembled.

- Clearance from worksurface to valance is 21.5".



sizes 120"-108"w sizes 102"-84"w



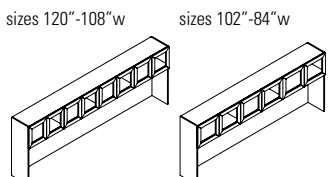
sizes 78"-60"w sizes 30"-36"w

Closed Hutch w/Glass Doors 36"H**

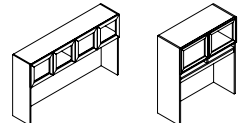
D120SH36G	15 x 120 x 36	125	295	38	\$7344	\$8811
D114SH36G	15 x 114 x 36	125	281	36	\$7049	\$8459
D108SH36G	15 x 108 x 36	125	268	34	\$6762	\$8114
D102SH36G	15 x 102 x 36	125	254	32	\$6071	\$7285
D96SH36G	15 x 96 x 36	85	241	30	\$5791	\$6949
D90SH36G	15 x 90 x 36	100	227	28	\$5504	\$6605
D84SH36G	15 x 84 x 36	100	214	26	\$5223	\$6267
D78SH36G	15 x 78 x 36	85	200	24	\$4949	\$5939
D72SH36G	15 x 72 x 36	100	187	23	\$4300	\$5159
D66SH36G	15 x 66 x 36	100	173	21	\$4114	\$4938
D60SH36G	15 x 60 x 36	100	160	19	\$3931	\$4716
D36SH36G	15 x 36 x 36	100	94	11	\$2500	\$2999
D30SH36G	15 x 30 x 36	100	78	9	\$2235	\$2679

One fixed shelf. Closed back features one grommet. Aluminum frame available in Tungsten finish only. All hutches shipped pre-assembled. Translucent, screened glass.

- Models 120"w- 108"w have three fixed shelf dividers.
- Models 84"w- 102"w have two fixed shelf dividers.
- Models 60"w - 78"w have one fixed shelf divider.
- Clearance from worksurface to valance is 19.5".
- **Locks are not available on hutches with Glass Doors.**



sizes 120"-108"w sizes 102"-84"w



sizes 78"-60"w sizes 30"-36"w

Closed Hutch w/Glass Doors 42"H**

D120SH42G	15 x 120 x 42	125	341	44	\$7720	\$9265
D114SH42G	15 x 114 x 42	125	324	42	\$7405	\$8886
D108SH42G	15 x 108 x 42	125	307	39	\$7098	\$8517
D102SH42G	15 x 102 x 42	125	290	37	\$6398	\$7680
D96SH42G	15 x 96 x 42	125	273	35	\$6098	\$7317
D90SH42G	15 x 90 x 42	125	256	33	\$5872	\$7047
D84SH42G	15 x 84 x 42	125	239	31	\$5483	\$6580
D78SH42G	15 x 78 x 42	150	222	38	\$5181	\$6217
D72SH42G	15 x 72 x 42	125	205	26	\$4472	\$5364
D66SH42G	15 x 66 x 42	125	188	24	\$4314	\$5177
D60SH42G	15 x 60 x 42	125	171	22	\$4163	\$4993
D36SH42G	15 x 36 x 42	125	102	13	\$3250	\$3900
D30SH42G	15 x 30 x 42	125	85	11	\$2363	\$2840

One fixed shelf. Closed back features one grommet. Aluminum frame available in Tungsten finish only. All hutches shipped pre-assembled. Translucent, screened glass.

- Models 120"w- 108"w have three fixed shelf dividers.
- Models 84"w- 102"w have two fixed shelf dividers.
- Models 60"w - 78"w have one fixed shelf divider.
- Clearance from worksurface to valance is 25.5".
- **Locks are not available on hutches with Glass Doors.**

Required Specifications

Veneer finish*
Laminate finish (body)**
Handle Style

Optional Specifications

Lock*
Veneer top*

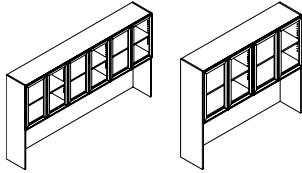
Accessories

Tackboard
Tasklight

CLOSED HUTCHES

sizes 96"-84"w

sizes 78"-60"w



Closed Hutch w/Glass Doors 54"H

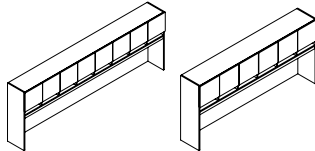
MODEL#	DIMENSIONS	FREIGHT CLASS	WT./LBS.	CUBIC FT.	veneer/LAMINATE	ALL VENEER
D x W x H						
D962SH54G	15 x 96 x 54	125	351	45	\$7788	\$9345
D902SH54G	15 x 90 x 54	125	329	42	\$7227	\$8674
D842SH54G	15 x 84 x 54	125	307	39	\$6714	\$8058
D782SH54G	15 x 78 x 54	125	285	37	\$6173	\$7409
D722SH54G	15 x 72 x 54	125	263	34	\$5640	\$6767
D662SH54G	15 x 66 x 54	125	241	31	\$5443	\$6532
D602SH54G	15 x 60 x 54	125	219	28	\$5202	\$6243

One fixed shelf and one adjustable shelf (per compartment). Closed back features one grommet. Aluminum frame available in Tungsten finish only. All hutches shipped pre-assembled. Translucent, screened glass.

- Clearance from worksurface to valance is 25.5".
- Locks are not available on hutches with Glass Doors.

sizes 120"-108"w

sizes 102"-84"w



Closed Hutch w/Glass Doors Pigeon-Hole Storage, 42"H

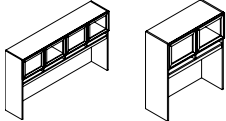
D120SHP42G	15 x 120 x 42	125	341	44	\$8799	\$10560
D114SHP42G	15 x 114 x 42	125	324	42	\$8419	\$10101
D108SHP42G	15 x 108 x 42	125	307	39	\$8068	\$9683
D102SHP42G	15 x 102 x 42	125	290	37	\$7322	\$8787
D96SHP42G	15 x 96 x 42	125	273	35	\$6982	\$8379
D90SHP42G	15 x 90 x 42	125	256	33	\$6960	\$8353
D84SHP42G	15 x 84 x 42	125	239	31	\$6236	\$7480
D78SHP42G	15 x 78 x 42	150	222	38	\$5879	\$7054
D72SHP42G	15 x 72 x 42	125	205	26	\$5128	\$6152
D66SHP42G	15 x 66 x 42	125	188	24	\$4963	\$5956
D60SHP42G	15 x 60 x 42	125	171	22	\$4723	\$5668
D36SHP42G	15 x 36 x 42	125	102	13	\$3068	\$3682
D30SHP42G	15 x 30 x 42	125	85	11	\$2739	\$3288

One fixed shelf. Closed back features one grommet. Aluminum frame available in Tungsten finish only. Horizontal pigeon-hole storage top mounted to hutch. All hutches shipped pre-assembled. Translucent, screened glass.

- Models 120"w- 108"w have three fixed shelf dividers.
- Models 84"w- 102"w have two fixed shelf dividers.
- Models 60"w - 78"w have one fixed shelf divider.
- Clearance from worksurface to valance is 21.5".
- Locks are not available on hutches with Glass Doors.

sizes 78"-60"w

sizes 30"-36"w



Closed Hutch w/Glass Doors Pigeon-Hole Storage, 54"H

D962SHP54G	15 x 96 x 54	125	351	45	\$8950	\$10742
D902SHP54G	15 x 90 x 54	125	329	42	\$8342	\$10010
D842SHP54G	15 x 84 x 54	125	307	39	\$7732	\$9280
D782SHP54G	15 x 78 x 54	125	285	37	\$7125	\$8549
D722SHP54G	15 x 72 x 54	125	263	34	\$6516	\$7819
D662SHP54G	15 x 66 x 54	125	241	31	\$6283	\$7538
D602SHP54G	15 x 60 x 54	125	219	28	\$6002	\$7204

One fixed shelf and one adjustable shelf (per compartment). Closed back features one grommet. Aluminum frame available in Tungsten finish only. Horizontal pigeon-hole storage top mounted to hutch. All hutches shipped pre-assembled. Translucent, screened glass.

- Clearance from worksurface to valance is 21.5".
- Locks are not available on hutches with Glass Doors.

Required Specifications
Laminate Finish (body)

Accessories
Tackboard
Task Light

CLOSED HUTCHES

MODEL# DIMENSIONS FREIGHT CLASS WT/LBS. CUBIC FT. GR. 1-3 GR. 4-5

D x W x H

TACKBOARD Notes: Tackboards can be upholstered in all of the following fabrics:

Grade 1: Hudson, Jenny, Quilt, Terrace, Urban, Waterfall

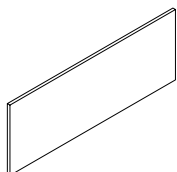
Grade 2: Couture, Imprint, Lola, Match, Replay, Silhouette

Grade 3: Anchorage, Merge

WALL MOUNTED TACKBOARDS FOR OVERHEAD STORAGE

GR. 1-3 GR. 4-5

TS120	1 x 120 x 20	70	26	2	\$1522	\$1902
TS114	1 x 114 x 20	70	25	2	\$1449	\$1814
TS108	1 x 108 x 20	70	23	2	\$1370	\$1713
TS102	1 x 102 x 20	85	19	2	\$1298	\$1623
TS96	1 x 96 x 20	70	17	1	\$1214	\$1520
TS90	1 x 90 x 20	70	15	1	\$1141	\$1428
TS84	1 x 84 x 20	70	14	1	\$1069	\$1335
TS78	1 x 78 x 20	70	13	1	\$990	\$1238
TS72	1 x 72 x 20	70	12	1	\$557	\$698
TS66	1 x 66 x 20	85	11	1	\$512	\$644
TS60	1 x 60 x 20	85	10	1	\$471	\$592
TS54	1 x 54 x 20	85	10	1	\$427	\$537
TS48	1 x 48 x 20	85	10	1	\$382	\$479
TS42	1 x 42 x 20	85	10	1	\$338	\$425
TS36	1 x 36 x 20	100	8	1	\$302	\$383
TS30	1 x 30 x 20	150	5	1	\$251	\$316

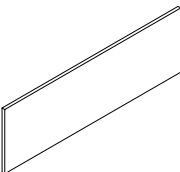


Tackboard

For use on **16.5"H** overhead storage (DCSFO_, DSF_, DSFF_) at a finished height of **66"**. See Tackboard Notes above for exact fabric availability. List Price shown applies for all fabric grades.

- **NOTE:** Care should be taken to mount the units. Units should be mounted to wall studs using correct fasteners. Failure to do so may result in collapse of the unit and subsequent personal injury. **Mounting hardware not included.** Mounting hardware used should be based on wall material. Consult an installation professional for proper wall mounting.

TS120H26	1 x 120 x 26	70	34	2	\$1979	\$2474
TS114H26	1 x 114 x 26	70	32	2	\$1880	\$2351
TS108H26	1 x 108 x 26	70	30	2	\$1782	\$2229
TS102H26	1 x 102 x 26	85	24	2	\$1678	\$2098
TS96H26	1 x 96 x 26	92.5	22	2	\$1587	\$1986
TS90H26	1 x 90 x 26	92.5	20	2	\$1488	\$1859
TS84H26	1 x 84 x 26	100	18	2	\$1383	\$1729
TS78H26	1 x 78 x 26	100	17	2	\$1286	\$1609
TS72H26	1 x 72 x 26	70	16	1	\$714	\$897
TS66H26	1 x 66 x 26	85	14	1	\$658	\$825
TS60H26	1 x 60 x 26	85	13	1	\$601	\$755
TS54H26	1 x 54 x 26	85	13	1	\$552	\$692
TS48H26	1 x 48 x 26	85	13	1	\$488	\$613
TS42H26	1 x 42 x 26	85	13	1	\$433	\$538
TS36H26	1 x 36 x 26	100	8	1	\$378	\$475
TS30H26	1 x 30 x 26	150	5	1	\$317	\$401



Tackboard

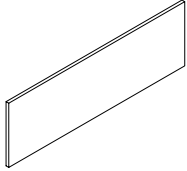
For use on **16.5"H** overhead storage (DCSFO_, DSF_, DSFF_) at a finished height of **72"**. See Tackboard Notes above for exact fabric availability. List Price shown applies for all fabric grades.

- **NOTE:** Care should be taken to mount the units. Units should be mounted to wall studs using correct fasteners. Failure to do so may result in collapse of the unit and subsequent personal injury. **Mounting hardware not included.** Mounting hardware used should be based on wall material. Consult an installation professional for proper wall mounting.

Required Specifications

Fabric

TACKBOARDS FOR OVERHEAD STORAGE & HUTCHES MODEL# DIMENSIONS FREIGHT CLASS WT/LBS. CUBIC FT. GR. 1-3 GR. 4-5

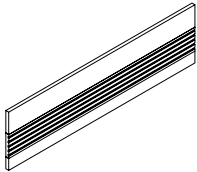


Tackboard

	D x W x H						
TSP120H23	1 x 120 x 23	70	34	2	\$1718	\$2148	
TSP114H23	1 x 114 x 23	70	32	2	\$1632	\$2039	
TSP108H23	1 x 108 x 23	70	30	2	\$1600	\$1920	
TSP102H23	1 x 102 x 23	85	24	2	\$1525	\$1831	
TSP96H23	1 x 96 x 23	92.5	20	2	\$1377	\$1720	
TSP90H23	1 x 90 x 23	92.5	20	1	\$1286	\$1609	
TSP84H23	1 x 84 x 23	70	18	1	\$1201	\$1501	
TSP78H23	1 x 78 x 23	70	17	1	\$983	\$1195	
TSP72H23	1 x 72 x 23	70	16	1	\$913	\$1147	
TSP66H23	1 x 66 x 23	85	14	1	\$830	\$1041	
TSP60H23	1 x 60 x 23	85	13	1	\$601	\$755	
TSP54H23	1 x 54 x 23	85	13	1	\$762	\$955	
TSP48H23	1 x 48 x 23	85	13	1	\$602	\$613	
TSP42H23	1 x 42 x 23	85	13	1	\$530	\$538	
TSP36H23	1 x 36 x 23	100	8	1	\$458	\$474	
TSP30H23	1 x 30 x 23	150	5	1	\$379	\$403	

For use on 19.5"H overhead storage (DCSFOP_, DSFP_, DSFFP_) with Pigeon-Hole Storage at a finished height of 72". See Tackboard Notes above for exact fabric availability. List Price shown applies for all fabric grades.

- **NOTE:** Care should be taken to mount the units. Units should be mounted to wall studs using correct fasteners. Failure to do so may result in collapse of the unit and subsequent personal injury. **Mounting hardware not included.** Mounting hardware used should be based on wall material. Consult an installation professional for proper wall mounting.



Tackboard - Accessory Rail

TSA120	1 x 120 x 20	85	26	2	\$2679	\$3349
TSA114	1 x 114 x 20	85	25	2	\$2549	\$3187
TSA108	1 x 108 x 20	92.5	23	2	\$2412	\$3014
TSA102	1 x 102 x 20	100	19	2	\$2287	\$2859
TSA96	1 x 96 x 20	70	15	1	\$2143	\$2679
TSA90	1 x 90 x 20	70	15	1	\$2011	\$2514
TSA84	1 x 84 x 20	85	14	1	\$1874	\$2345
TSA78	1 x 78 x 20	85	13	1	\$1743	\$2180
TSA72	1 x 72 x 20	85	12	1	\$1606	\$2008
TSA66	1 x 66 x 20	92.5	11	1	\$1474	\$1844
TSA60	1 x 60 x 20	92.5	10	1	\$1338	\$1674
TSA54	1 x 54 x 20	92.5	10	1	\$1207	\$1511
TSA48	1 x 48 x 20	92.5	10	1	\$1076	\$1346
TSA42	1 x 42 x 20	92.5	10	1	\$938	\$1173
TSA36	1 x 36 x 20	125	6	1	\$801	\$1004
TSA30	1 x 30 x 20	150	4	1	\$624	\$780


For use on 16.5"H overhead storage (DCSFO_, DSF_, DSFF_) at a finished height of 66". See Tackboard Notes above for exact fabric availability. List Price shown applies for all fabric grades.

- **Must Specify Black (E) or Tungsten (K) Accessory Rail finish.**
- **NOTE:** Care should be taken to mount the units. Units should be mounted to wall studs using correct fasteners. Failure to do so may result in collapse of the unit and subsequent personal injury. **Mounting hardware not included.** Mounting hardware used should be based on wall material. Consult an installation professional for proper wall mounting.

Required Specifications

Fabric
 Accessory Rail Finish

WALL MOUNTED TACKBOARDS FOR OVERHEAD STORAGE MODEL# DIMENSIONS FREIGHT CLASS WT/LBS. CUBIC FT. GR. 1-3 GR. 4-5




Tackboard - Accessory Rail

	D x W x H						
TSA120H26	1 x 120 x 26	85	26	2	\$3217	\$4021	
TSA114H26	1 x 114 x 26	85	25	2	\$3053	\$3816	
TSA108H26	1 x 108 x 26	92.5	23	2	\$2903	\$3628	
TSA102H26	1 x 102 x 26	100	19	2	\$2738	\$3424	
TSA96H26	1 x 96 x 26	70	15	1	\$2424	\$3031	
TSA90H26	1 x 90 x 26	70	15	1	\$2418	\$3024	
TSA84H26	1 x 84 x 26	85	14	1	\$2228	\$2785	
TSA78H26	1 x 78 x 26	85	13	1	\$2090	\$2615	
TSA72H26	1 x 72 x 26	85	12	1	\$1901	\$2378	
TSA66H26	1 x 66 x 26	92.5	11	1	\$1777	\$2220	
TSA60H26	1 x 60 x 26	92.5	10	1	\$1606	\$2008	
TSA54H26	1 x 54 x 26	92.5	10	1	\$1449	\$1814	
TSA48H26	1 x 48 x 26	92.5	10	1	\$1292	\$1615	
TSA42H26	1 x 42 x 26	92.5	10	1	\$1136	\$1418	
TSA36H26	1 x 36 x 26	125	6	1	\$965	\$1207	
TSA30H26	1 x 30 x 26	150	4	1	\$807	\$1010	

For use on 16.5" H overhead storage (DCSFO_, DSF_, DSFF_) at a finished height of 72". See Tackboard Notes above for exact fabric availability. List Price shown applies for all fabric grades.

- **Must Specify Black (E) or Tungsten (K) Accessory Rail finish.**
- **NOTE:** Care should be taken to mount the units. Units should be mounted to wall studs using correct fasteners. Failure to do so may result in collapse of the unit and subsequent personal injury. **Mounting hardware not included.** Mounting hardware used should be based on wall material. Consult an installation professional for proper wall mounting.



Tackboard - Accessory Rail

TSPA120H23	1 x 120 x 23	70	34	2	\$2929	\$3661
TSPA114H23	1 x 114 x 23	70	32	2	\$2771	\$3468
TSPA108H23	1 x 108 x 23	70	30	2	\$2614	\$3269
TSPA102H23	1 x 102 x 23	85	24	2	\$2490	\$3112
TSPA96H23	1 x 96 x 23	92.5	20	2	\$2332	\$2918
TSPA90H23	1 x 90 x 23	70	20	2	\$2189	\$2737
TSPA84H23	1 x 84 x 23	100	18	2	\$2038	\$2548
TSPA78H23	1 x 78 x 23	100	17	2	\$1895	\$2370
TSPA72H23	1 x 72 x 23	70	16	1	\$1749	\$2188
TSPA66H23	1 x 66 x 23	85	14	1	\$1606	\$2008
TSPA60H23	1 x 60 x 23	85	13	1	\$1456	\$1821
TSPA54H23	1 x 54 x 23	85	13	1	\$1286	\$1609
TSPA48H23	1 x 48 x 23	85	13	1	\$1166	\$1460
TSPA42H23	1 x 42 x 23	85	13	1	\$1023	\$1280
TSPA36H23	1 x 36 x 23	100	6	1	\$879	\$1098
TSPA30H23	1 x 30 x 23	150	4	1	\$729	\$913

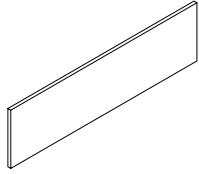
For use on 19.5" H overhead storage (DCSFOF_, DSFP_, DSFFP_) with Pigeon-Hole Storage at a finished height of 72". See Tackboard Notes above for exact fabric availability. List Price shown applies for all fabric grades.

- **Must Specify Black (E) or Tungsten (K) Accessory Rail finish.**
- **NOTE:** Care should be taken to mount the units. Units should be mounted to wall studs using correct fasteners. Failure to do so may result in collapse of the unit and subsequent personal injury. **Mounting hardware not included.** Mounting hardware used should be based on wall material. Consult an installation professional for proper wall mounting.

Required Specifications

- Fabric
- Accessory Rail Finish

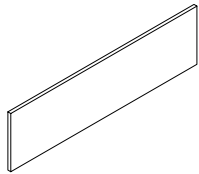
WALL MOUNTED TACKBOARDS FOR OVERHEAD STORAGE MODEL# DIMENSIONS FREIGHT CLASS WT/LBS. CUBIC FT. GR. 1-3 GR. 4-5



Tackboard

	D x W x H						
DTS120	1 x 118 x 20	70	26	2	\$904	\$1133	
DTS114	1 x 112 x 20	70	25	2	\$858	\$1075	
DTS108	1 x 106 x 20	70	23	2	\$816	\$1024	
DTS102	1 x 100 x 20	85	19	2	\$773	\$969	
DTS96	1 x 94 x 20	70	15	1	\$728	\$913	
DTS90	1 x 88 x 20	70	15	1	\$689	\$867	
DTS84	1 x 82 x 20	70	14	1	\$647	\$811	
DTS78	1 x 76 x 20	70	13	1	\$601	\$755	
DTS72	1 x 70 x 20	70	12	1	\$557	\$698	
DTS66	1 x 64 x 20	85	11	1	\$512	\$644	
DTS60	1 x 58 x 20	85	10	1	\$471	\$592	
DTS36	1 x 34 x 20	100	6	1	\$302	\$383	
DTS30	1 x 28 x 20	150	4	1	\$251	\$316	

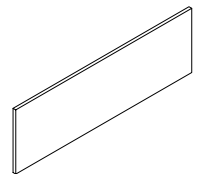
For use on **36" H** hutches (**D_SH36, D_SH36G, D_SH36DGD, D_SH36GDG**). **Factory installed**, with velcro tape. Please specify hutch to be installed on. *See Tackboard Notes above for exact fabric availability.* List Price shown applies for all fabric grades.



Tackboard

DTS120H26	1 x 118 x 26	70	34	2	\$1169	\$1463
DTS114H26	1 x 112 x 26	70	32	2	\$1111	\$1392
DTS108H26	1 x 106 x 26	70	30	2	\$1053	\$1319
DTS102H26	1 x 100 x 26	85	24	2	\$998	\$1253
DTS96H26	1 x 94 x 26	92.5	20	2	\$943	\$1182
DTS90H26	1 x 88 x 26	92.5	20	2	\$883	\$1108
DTS84H26	1 x 82 x 26	100	18	2	\$828	\$1039
DTS78H26	1 x 76 x 26	100	17	2	\$773	\$969
DTS72H26	1 x 70 x 26	70	16	1	\$714	\$897
DTS66H26	1 x 64 x 26	85	14	1	\$658	\$825
DTS60H26	1 x 58 x 26	85	13	1	\$601	\$755
DTS36H26	1 x 34 x 26	100	8	1	\$378	\$475
DTS30H26	1 x 28 x 26	150	5	1	\$317	\$401

For use on **42" H and 54" H** hutches (**D_SH42/54, D_SH42/54G, D_SH42/54DGD, D_SH42/54GDG**). **Factory installed**, with velcro tape. Please specify hutch to be installed on. *See Tackboard Notes above for exact fabric availability.* List Price shown applies for all fabric grades.



Tackboard

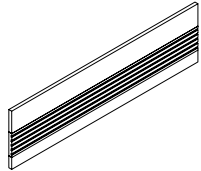
DTSP120H23	1 x 118 x 23	70	34	2	\$1169	\$1463
DTSP114H23	1 x 112 x 23	70	32	2	\$1111	\$1392
DTSP108H23	1 x 106 x 23	70	30	2	\$1053	\$1319
DTSP102H23	1 x 100 x 23	85	24	2	\$998	\$1253
DTSP96H23	1 x 94 x 23	92.5	20	2	\$943	\$1182
DTSP90H23	1 x 88 x 23	92.5	20	1	\$883	\$1108
DTSP84H23	1 x 82 x 23	70	18	1	\$828	\$1039
DTSP78H23	1 x 76 x 23	70	17	1	\$773	\$969
DTSP72H23	1 x 70 x 23	70	16	1	\$714	\$897
DTSP66H23	1 x 64 x 23	85	14	1	\$658	\$825
DTSP60H23	1 x 58 x 23	85	13	1	\$601	\$755
DTSP54H23	1 x 52 x 23	85	13	1	\$552	\$692
DTSP48H23	1 x 46 x 23	85	13	1	\$488	\$613
DTSP42H23	1 x 40 x 23	85	13	1	\$433	\$545
DTSP36H23	1 x 34 x 23	100	8	1	\$378	\$475
DTSP30H23	1 x 28 x 23	150	5	1	\$317	\$401

For use on **42" H and 54" H** hutches (**D_SHP42/54, D_SHP42/54G, D_SHP42/54DGD, D_SHP42/54GDG**) with Pigeon-Hole Storage. **Factory installed**, with velcro tape. Please specify hutch to be installed on. *See Tackboard Notes above for exact fabric availability.* List Price shown applies for all fabric grades.

Required Specifications

Fabric

TACKBOARDS FOR HUTCHES

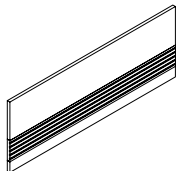


Tackboard - Accessory Rail

MODEL#	DIMENSIONS	FREIGHT CLASS	WT./LBS.	CUBIC FT.	GR. 1-3	GR. 4-5
	D x W x H					
DTSA120	1 x 118 x 20	85	26	2	\$1575	\$1974
DTSA114	1 x 112 x 20	85	25	2	\$1501	\$1881
DTSA108	1 x 106 x 20	92.5	23	2	\$1418	\$1776
DTSA102	1 x 100 x 20	100	19	2	\$1344	\$1683
DTSA96	1 x 94 x 20	70	15	1	\$1263	\$1581
DTSA90	1 x 88 x 20	70	15	1	\$1193	\$1496
DTSA84	1 x 82 x 20	85	14	1	\$1111	\$1392
DTSA78	1 x 76 x 20	85	13	1	\$1037	\$1299
DTSA72	1 x 70 x 20	85	12	1	\$960	\$1202
DTSA66	1 x 64 x 20	92.5	11	1	\$878	\$1101
DTSA60	1 x 58 x 20	92.5	10	1	\$803	\$1008
DTSA54	1 x 52 x 20	92.5	10	1	\$728	\$913
DTSA48	1 x 46 x 20	92.5	10	1	\$652	\$817
DTSA42	1 x 40 x 20	92.5	10	1	\$577	\$725
DTSA36	1 x 34 x 20	125	6	1	\$495	\$623
DTSA30	1 x 28 x 20	150	4	1	\$417	\$526

For use on 36"H hutches (D_SH36, D_SH36G, D_SH36DGD, D_SH36GDG). **Factory installed**, with velcro tape. Please specify hutch to be installed on. See Tackboard Notes above for exact fabric availability. List Price shown applies for all fabric grades.

- **Must Specify Black (E) or Tungsten (K) Accessory Rail finish.**



Tackboard - Accessory Rail

DTSA120H26	1 x 118 x 26	85	26	2	\$1884	\$2359
DTSA114H26	1 x 112 x 26	85	25	2	\$1791	\$2244
DTSA108H26	1 x 106 x 26	92.5	23	2	\$1702	\$2133
DTSA102H26	1 x 100 x 26	100	19	2	\$1609	\$2014
DTSA96H26	1 x 94 x 26	70	15	1	\$1513	\$1895
DTSA90H26	1 x 88 x 26	70	15	1	\$1425	\$1784
DTSA78H26	1 x 76 x 26	85	13	1	\$1238	\$1551
DTSA72H26	1 x 70 x 26	85	12	1	\$1124	\$1409
DTSA66H26	1 x 64 x 26	92.5	11	1	\$1053	\$1319
DTSA60H26	1 x 58 x 26	92.5	10	1	\$960	\$1202
DTSA54H26	1 x 52 x 26	92.5	10	1	\$867	\$1086
DTSA48H26	1 x 46 x 26	92.5	10	1	\$777	\$975
DTSA42H26	1 x 40 x 26	92.5	10	1	\$684	\$857
DTSA36H26	1 x 34 x 26	125	6	1	\$588	\$737
DTSA30H26	1 x 28 x 26	150	4	1	\$501	\$630

For use on 42"H and 54"H hutches (D_SH42/54, D_SH42/54G, D_SH42/54DGD, D_SH42/54GDG). **Factory installed**, with velcro tape. Please specify hutch to be installed on. See Tackboard Notes above for exact fabric availability. List Price shown applies for all fabric grades.

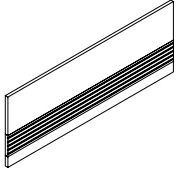
- **Must Specify Black (E) or Tungsten (K) Accessory Rail finish.**

Required Specifications

Fabric
Accessory Rail finish

TACKBOARDS FOR HUTCHES

MODEL#	DIMENSIONS	FREIGHT CLASS	WT/LBS.	CUBIC FT.	GR. 1-3	GR. 4-5
D x W x H						
DTSPA120H23	1 x 118 x 23	70	34	2	\$1960	\$2452
DTSPA114H23	1 x 112 x 23	70	32	2	\$1866	\$2337
DTSPA108H23	1 x 106 x 23	70	30	2	\$1764	\$2207
DTSPA102H23	1 x 100 x 23	85	24	2	\$1685	\$2111
DTSPA96H23	1 x 94 x 23	92.5	20	2	\$1575	\$1974
DTSPA90H23	1 x 88 x 23	92.5	20	2	\$1483	\$1860
DTSPA84H23	1 x 82 x 23	100	18	2	\$1382	\$1732
DTSPA78H23	1 x 76 x 23	100	17	2	\$1289	\$1615
DTSPA72H23	1 x 70 x 23	70	16	1	\$1193	\$1496
DTSPA66H23	1 x 64 x 23	85	14	1	\$1094	\$1372
DTSPA60H23	1 x 58 x 23	85	13	1	\$998	\$1253
DTSPA54H23	1 x 52 x 23	85	13	1	\$904	\$1133
DTSPA48H23	1 x 46 x 23	85	13	1	\$803	\$1008
DTSPA42H23	1 x 40 x 23	85	13	1	\$709	\$890
DTSPA36H23	1 x 34 x 23	100	8	1	\$613	\$772
DTSPA30H23	1 x 28 x 23	150	5	1	\$521	\$655



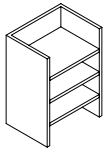
Tackboard - Accessory Rail*

For use on **42"H** and **54"H** hutches (**D_SHP42/54, D_SHP42/54G, D_SHP42/54DGD, D_SHP42/54DGDG**) with Pigeon-Hole Storage. **Factory installed**, with velcro tape. Please specify hutch to be installed on. See *Tackboard Notes above* for exact fabric availability. List Price shown applies for all fabric grades.

- **Must Specify Black (E) or Tungsten (K) Accessory Rail finish.**

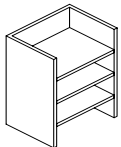
HUTCH ACCESSORIES

MODEL#	DIMENSIONS	FREIGHT CLASS	WT/LBS.	CUBIC FT.	veneer/LAMINATE	ALL VENEER
DCPH131226	12 x 13 x 26	100	16	2	\$575	\$688
DCPH131223	12 x 13 x 23	125	15	2	\$488	\$586
DCPH131219	12 x 13 x 19	125	12	2	\$368	\$443



Vertical Pigeon-Hole Storage, Letter**

Used in conjunction with overhead storage units and hutches that incorporate horizontal pigeon-hole storage. Not freestanding. Shipped RTA (ready to assemble).



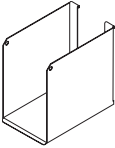
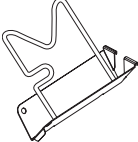
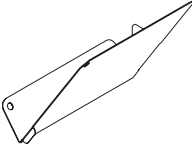
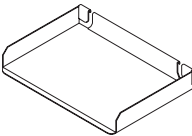
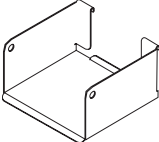
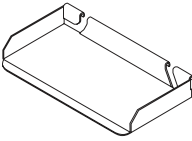
Vertical Pigeon-Hole Storage, Legal**

DCPH161226	12 x 16 x 26	125	20	3	\$707	\$850
DCPH161223	12 x 16 x 23	125	18	3	\$599	\$719
DCPH161219	12 x 16 x 19	125	15	2	\$455	\$543

Used in conjunction with overhead storage units and hutches that incorporate horizontal pigeon-hole storage. Not freestanding. Shipped RTA (ready to assemble).

Required Specifications

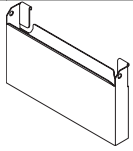
- Fabric*
- Accessory Rail finish*
- Veneer finish**
- Laminate finish**

ACCESSORY RAIL/PANEL ORGANIZERS	MODEL#	DIMENSIONS	FREIGHT CLASS	WT/LBS.	CUBIC FT.	LIST PRICE
Available Finishes:	BLK	Black	SIL	Silver		
	CHR	Charcoal	TPE	Taupe		
	DWT	Designer White	TUN	Tungsten		
	NEV	Nevada				
		D x W x H				
	BABB01	10.25 x 4 x 9	100	2	.21	\$70
Binder Bin	Load bar/accessory rail mounted metal binder bin.					
	BAFS01	9.25 x 2.75 x 9.25	70	.06	.14	\$54
Flip Sorter	Load bar/accessory rail mounted metal flip sorter. Comes with chrome wire.					
	BASS01L (Left)	10.25 x 5 x 9.5	70	1	.28	\$44
	BASS01R (Right)	10.25 x 5 x 9.5	70	1	.28	\$44
Slant Sorter	Load bar/accessory rail mounted metal slant sorter.					
	BALTO1	9.25 x 13.5 x 2	70	.50	.15	\$58
Letter Tray	Load bar/accessory rail mounted metal letter tray.					
	BAMB01	5.25 x 5.75 x 3	70	.08	.05	\$58
Media Bin	Load bar/accessory rail mounted metal media bin.					
	BAUTO1	3.75 x 5.75 x 3	70	.05	.02	\$38
Utility Tray	Load bar/accessory rail mounted metal utility tray.					

Required Specifications
Metal finish

ACCESSORY RAIL/PANEL ORGANIZERS

MODEL# DIMENSIONS FREIGHT CLASS WT/LBS. CUBIC FT. LIST PRICE



Mail Box*

		D x W x H				
BAPP01		2.75 x 16 x 9	100	2	.25	\$88

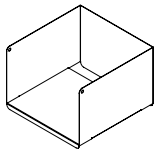
Load bar/accessory rail mounted metal mail box.



Telephone Holder*

BATH01		10 x 9 x 2	125	2	.26	\$85
--------	--	------------	-----	---	-----	------

Load bar/accessory rail mounted metal telephone holder.



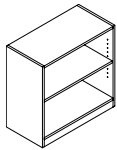
Elevated Shelf Binder Bin*

BRTESBBIN		12 x 12 x 8	100	6	.66	\$181
-----------	--	-------------	-----	---	-----	-------

Load bar/accessory rail mounted elevated shelf binder bin.

BOOKCASES

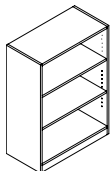
MODEL# DIMENSIONS FREIGHT CLASS WT/LBS. CUBIC FT. VENEER/LAMINATE ALL VENEER



Bookcase - 29" High**

DB23615		15 x 36 x 29	92.5	90	9	\$1267	\$1518
DB23015		15 x 30 x 29	92.5	90	8	\$1107	\$1329

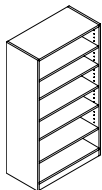
Includes **one adjustable** veneer shelf. Shelf is 3/4" thick.



Bookcase - 48" High**

DB43615		15 x 36 x 48	100	140	15	\$1581	\$1895
DB43015		15 x 30 x 48	92.5	140	13	\$1384	\$1660

Includes **two adjustable** veneer shelves. Shelf is 3/4" thick.



Bookcase - 66" High**

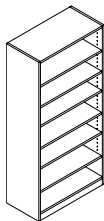
DB53615		15 x 36 x 66	100	188	21	\$1917	\$2301
DB53015		15 x 30 x 66	92.5	188	17	\$1678	\$2012

Includes **five adjustable** veneer shelves. Shelf is 3/4" thick.

Required Specifications

- Metal finish*
- Veneer finish (shelves)**
- Laminate finish (top/body)**

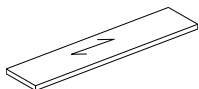
BOOKCASES



Bookcase - 72" High

MODEL#	DIMENSIONS D x W x H	FREIGHT CLASS	WT/LBS.	CUBIC FT.	VENEER/LAMINATE	ALL VENEER
DB63615	15 x 36 x 72	100	210	23	\$2078	\$2495
DB63015	15 x 30 x 72	92.5	210	19	\$1820	\$2184

Includes **six adjustable** veneer shelves. Shelf is 3/4" thick.

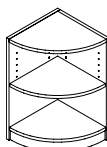


Tops 15" Deep

DT3617D	17 x 36 x 1	65	27	1	N/A	\$622
DT3017D	17 x 30 x 1	65	23	1	N/A	\$517

For use with 15" deep bookcases. Tops are 1" thick.

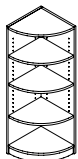
END SHELVES



End Shelf - 29" High

MODEL#	DIMENSIONS	FREIGHT CLASS	WT/LBS.	CUBIC FT.	VENEER/LAMINATE	ALL VENEER
DB2R1515	15 x 15 x 29	100	37	4	\$998	\$1197

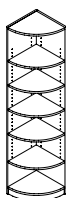
For use at end of **worksurfaces or storage modules**. Includes one adjustable veneer shelf. Shipped RTA (ready to assemble).



End Shelf - 48" High

DB4R1515	15 x 15 x 48	100	59	6	\$1242	\$1492
----------	--------------	-----	----	---	--------	--------

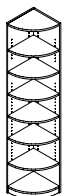
For use at end of **storage modules or wardrobe cabinets**. Includes **three adjustable** veneer shelves. Shipped RTA (ready to assemble).



End Shelf - 66" High

DB5R1515	15 x 15 x 66	100	81	9	\$1511	\$1812
----------	--------------	-----	----	---	--------	--------

For use at end of **storage modules, wardrobe cabinets or personal towers**. Includes **five adjustable** veneer shelves. Shipped RTA (ready to assemble).



End Shelf - 72" High

DB6R1515	15 x 15 x 72	100	83	9	\$1641	\$1968
----------	--------------	-----	----	---	--------	--------

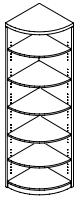
For use at end of **storage modules, wardrobe cabinets or personal towers**. Includes **six adjustable** veneer shelves. Shipped RTA (ready to assemble).

Required Specifications

- Veneer finish (shelves)
- Laminate finish (top/body)

END SHELVES

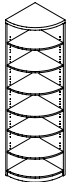
MODEL# DIMENSIONS FREIGHT CLASS WT/LBS. CUBIC FT. VENEER/LAMINATE ALL VENEER



End Shelf - 66" High

	D x W x H						
DB7R2424	24 x 24 x 66	100	187	22	\$2754	\$3307	
DB7R2222	22 x 22 x 66	100	157	18	\$2398	\$2878	
DB7R2020	20 x 20 x 66	100	130	15	\$2287	\$2746	

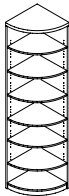
For use at end of **storage modules, wardrobe cabinets or personal towers**. Includes **five adjustable** veneer shelves. Shipped RTA (ready to assemble).



End Shelf - 72" High

DB7R2424H72	24 x 24 x 72	125	204	28	\$3007	\$3608	
DB7R2222H72	22 x 22 x 72	100	171	20	\$2620	\$3141	
DB7R2020H72	20 x 20 x 72	100	142	17	\$2495	\$2995	

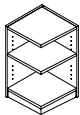
For use at end of **storage modules, wardrobe cabinets or personal towers**. Includes **six adjustable** veneer shelves. Shipped RTA (ready to assemble).



End Shelf - 84" High

DB7R2424H84	24 x 24 x 84	100	234	28	\$3507	\$4207	
DB7R2222H84	22 x 22 x 84	100	189	20	\$3214	\$3855	
DB7R2020H84	20 x 20 x 84	100	163	19	\$3062	\$3676	

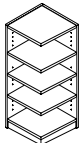
For use at end of **storage modules, wardrobe cabinets or personal towers**. Includes **seven adjustable** veneer shelves. Shipped RTA (ready to assemble).



End Shelf - 29" High - Square

DB2S1515	15 x 15 x 29	100	37	4	\$1050	\$1262	
----------	--------------	-----	----	---	--------	--------	--

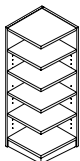
For use at end of **worksurfaces or storage modules**. Includes **one adjustable** veneer shelf. Shipped RTA (ready to assemble).



End Shelf - 48" High - Square

DB4S1515	15 x 15 x 48	100	59	6	\$1313	\$1571	
----------	--------------	-----	----	---	--------	--------	--

For use at end of **storage modules or wardrobe cabinets**. Includes **three adjustable** veneer shelves. Shipped RTA (ready to assemble).



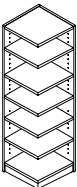
End Shelf - 66" High - Square

DB5S1515	15 x 15 x 66	100	81	9	\$1591	\$1910	
----------	--------------	-----	----	---	--------	--------	--

For use at end of **storage modules, wardrobe cabinets or personal towers**. Includes **five adjustable** veneer shelves. Shipped RTA (ready to assemble).

Required Specifications

- Veneer finish (shelves)
- Laminate finish (top/body)

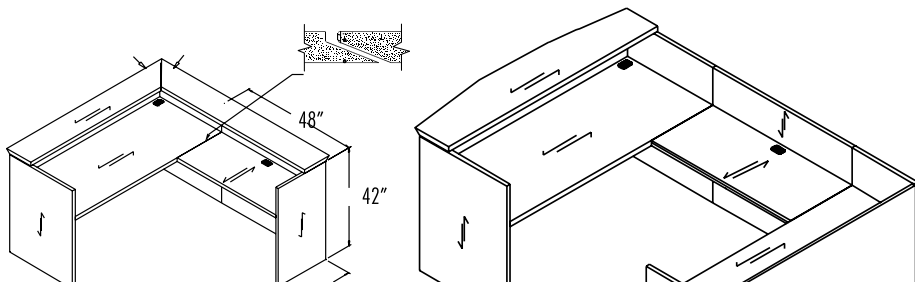
END SHELVES	MODEL#	DIMENSIONS D x W x H	FREIGHT CLASS	WT/LBS.	CUBIC FT.	VENEER/LAMINATE	ALL VENEER
	DB6S1515	15 x 15 x 72	100	83	9	\$1729	\$2074

End Shelf - 72" High - Square

For use at end of **storage modules, wardrobe cabinets or personal towers.** Includes **six adjustable** veneer shelves. Shipped RTA (ready to assemble).

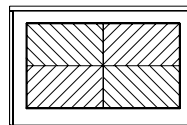
RECEPTION DESKS

- To add storage use storage shells. See pages 40-42.
- Includes GM1 grommet.
- Transaction tops to be specified separately, handed by square edge from user side.
- Decorative Front Panels should be specified separately. Size chosen should be 12" less than desk dimensions. Available in Reverse Diamond, Vertical Rib, Vertical Grain and Horizontal Grain Patterns.

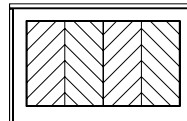


OPTION DETAILS

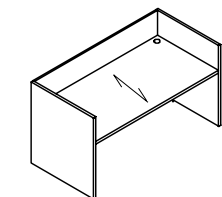
Decorative Front Panel (Reverse Diamond Pattern)
DGFDP5430F



Decorative Front Panel (Vertical Rib Pattern)
DGFDP5430RIB

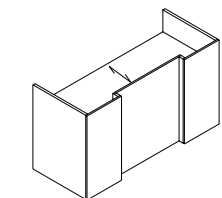


MODEL#	DIMENSIONS	FREIGHT CLASS	WT/LBS.	CUBIC FT.	VENEER/LAMINATE	ALL VENEER
DGC10836	36 x 108 x 42	150	533	95	\$6462	\$7753
DGC10236	36 x 102 x 42	150	503	89	\$6101	\$7322
DGC9636	36 x 96 x 42	150	473	84	\$5744	\$6892
DGC9036	36 x 90 x 42	150	444	79	\$5385	\$6463
DGC8436	36 x 84 x 42	150	414	74	\$5025	\$6028
DGC7236	36 x 72 x 42	150	355	63	\$4308	\$5169
DGC7230	30 x 72 x 42	150	315	53	\$4168	\$5001
DGC6630	30 x 66 x 42	125	295	48	\$3756	\$4506
DGC6030	30 x 60 x 42	125	275	44	\$4064	\$4875



Gallery/Reception Desk Shell*

No pedestals. Two grommets in worksurface. For use with modular storage components.



**Gallery/Reception Desk Shell
Breakfront Style**

DGIC10836	36 x 108 x 42	150	533	95	\$7938	\$9526
DGIC10236	36 x 102 x 42	150	503	89	\$7498	\$8997
DGIC9636	36 x 96 x 42	150	473	84	\$7058	\$8469
DGIC9036	36 x 90 x 42	150	444	79	\$6617	\$7940
DGIC8436	36 x 84 x 42	150	414	74	\$6176	\$7412
DGIC7236	36 x 72 x 42	150	355	63	\$5295	\$6354
DGIC7230	30 x 72 x 42	150	315	53	\$5122	\$6145
DGIC6630	30 x 66 x 42	125	295	48	\$4993	\$5993
DGIC6030	30 x 60 x 42	125	275	44	\$4712	\$5652

No pedestals. Two grommets in worksurface. For use with modular storage components.

Required Specifications

Veneer Finish
Laminate Finish

Optional Specifications

Additional Grommet (Reception Desks)
Decorative Panel*

Accessories

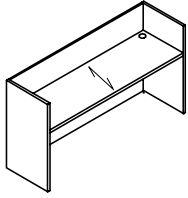
Storage Shells (Reception Desks)

RECEPTION DESKS

MODEL# DIMENSIONS FREIGHT CLASS WT/LBS. CUBIC FT. VENEER/LAMINATE ALL VENEER

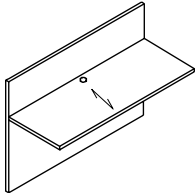
D x W x H

DGC10824	24 x 108 x 42	150	353	63	\$5064	\$6077
DGC10224	24 x 102 x 42	150	333	60	\$4784	\$5742
DGC9624	24 x 96 x 42	150	314	56	\$4501	\$5403
DGC9024	24 x 90 x 42	150	294	53	\$4220	\$5063
DGC8424	24 x 84 x 42	150	274	49	\$3937	\$4727
DGC7224	24 x 72 x 42	150	235	42	\$3379	\$4053
DGC6624	24 x 66 x 42	150	216	39	\$3175	\$3809
DGC6024	24 x 60 x 42	150	196	35	\$2973	\$3569



Gallery/Reception Credenza Shell*

No pedestals. Two grommets in worksurface. For use with modular storage components.

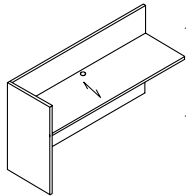


Bridge

DGBT5624CG	24 x 56 x 42	150	178	32	\$2833	\$3403
DGBT5424CG	24 x 54 x 42	150	169	29	\$2833	\$3403
DGBT5024CG	24 x 50 x 42	150	151	27	\$2518	\$3020
DGBT4824CG	24 x 48 x 42	150	142	26	\$2518	\$3020
DGBT4424CG	24 x 44 x 42	150	134	23	\$2204	\$2643
DGBT4224CG	24 x 42 x 42	150	127	22	\$2204	\$2643
DGBT3824CG	24 x 38 x 42	150	119	20	\$1985	\$2382
DGBT3624CG	24 x 36 x 42	150	112	19	\$1985	\$2382

Attaches between **Gallery Desk and Gallery Credenza Only**. One grommet in center of worksurface. Shipped RTA (ready to assemble).

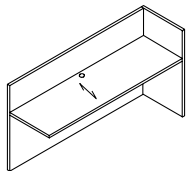
- To remove cross-grain veneer pattern on top, **delete "CG"** from model number. Available as a special - no upcharge.



Reception Return - LEFT

DGRL7224	24 x 72 x 42	125	273	42	\$4253	\$5104
DGRL6624	24 x 66 x 42	125	250	39	\$3899	\$4679
DGRL6024	24 x 60 x 42	125	228	35	\$3547	\$4254
DGRL5424	24 x 54 x 42	125	205	32	\$3192	\$3831
DGRL4824	24 x 48 x 42	125	182	28	\$2840	\$3406
DGRL4224	24 x 42 x 42	125	159	25	\$2482	\$2979
DGRL3624	24 x 36 x 42	125	137	21	\$2235	\$2679

No pedestal. One grommet in center of worksurface. For use with modular storage components.



Reception Return - RIGHT

DGRR7224	24 x 72 x 42	125	273	42	\$4253	\$5104
DGRR6624	24 x 66 x 42	125	250	39	\$3899	\$4679
DGRR6024	24 x 60 x 42	125	228	35	\$3547	\$4254
DGRR5424	24 x 54 x 42	125	205	32	\$3192	\$3831
DGRR4824	24 x 48 x 42	125	182	28	\$2840	\$3406
DGRR4224	24 x 42 x 42	125	159	25	\$2482	\$2979
DGRR3624	24 x 36 x 42	125	137	21	\$2235	\$2679

No pedestal. One grommet in center of worksurface. For use with modular storage components.

Required Specifications

Veneer Finish
Laminate Finish

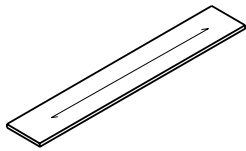
Optional Specifications

Additional grommet*
Decorative panel*

Accessories

Storage shells*

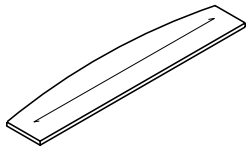
TRANSACTION TOPS



Transaction Counter Top

MODEL#	DIMENSIONS	FREIGHT CLASS	WT/LBS.	CUBIC FT.	VENEER/LAMINATE	ALL VENEER
D x W x H						
DGTT10810	10 x 108 x 1.50	100	78	8	N/A	\$1198
DGTT10210	10 x 102 x 1.50	92.5	72	7	N/A	\$1133
DGTT9610	10 x 96 x 1.50	100	66	7	N/A	\$1067
DGTT9010	10 x 90 x 1.50	92.5	60	6	N/A	\$1000
DGTT8410	10 x 84 x 1.50	100	54	6	N/A	\$933
DGTT7210	10 x 72 x 1.50	100	48	5	N/A	\$801
DGTT6610	10 x 66 x 1.50	100	42	5	N/A	\$732
DGTT6010	10 x 60 x 1.50	100	36	4	N/A	\$668

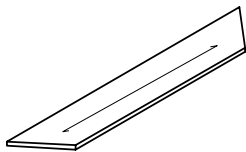
Rectangular top for main reception desk. Counter sits on top of Gallery panels. Does not overhang. **Factory installed - specify Gallery to be used on.** Size must match dimension of desk front or combined desk side and return length. Hardware included.



Bow Front Transaction Counter Top

DGTTM1081013	10-13 x 108 x 1.50	125	78	10	N/A	\$2395
DGTTM1021013	10-13 x 102 x 1.50	100	72	9	N/A	\$2658
DGTTM961013	10-13 x 96 x 1.50	125	66	9	N/A	\$2129
DGTTM901013	10-13 x 90 x 1.50	125	60	8	N/A	\$1996
DGTTM841013	10-13 x 84 x 1.50	125	54	8	N/A	\$1864
DGTTM721013	10-13 x 72 x 1.50	125	48	7	N/A	\$1598
DGTTM661013	10-13 x 66 x 1.50	125	42	6	N/A	\$1466
DGTTM601013	10-13 x 60 x 1.50	125	36	5	N/A	\$1331

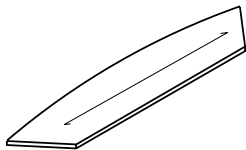
Bow top for main reception desk. Counter sits on top of Gallery panels. Bow front overhangs 3". **Factory installed - specify Gallery to be used on.** Size must match dimension of desk front or combined desk side and return length. Hardware included.



Trapezoid Transaction Counter Top

DGTTA10810	10 x 108 x 1.50	100	78	8	N/A	\$1360
DGTTA10210	10 x 102 x 1.50	92.5	72	7	N/A	\$1293
DGTTA9610	10 x 96 x 1.50	100	66	7	N/A	\$1227
DGTTA9010	10 x 90 x 1.50	92.5	60	6	N/A	\$1160
DGTTA8410	10 x 84 x 1.50	100	54	6	N/A	\$1096
DGTTA7210	10 x 72 x 1.50	100	48	5	N/A	\$961
DGTTA6610	10 x 66 x 1.50	100	42	5	N/A	\$897
DGTTA6010	10 x 60 x 1.50	100	36	4	N/A	\$828

Trapezoid top for main reception desk. 45° mitered ends on left and right. For use with left and right 45° mitered return transaction counters. Counter sits on top of Gallery panels. Does not overhang. **Factory installed - specify Gallery to be used on.** Width must match dimension of desk front. Hardware included.



Bow Front Trapezoid Transaction Counter Top

DGTTMA1081013	10-13 x 108 x 1.50	125	78	10	N/A	\$2552
DGTTMA1021013	10-13 x 102 x 1.50	100	72	9	N/A	\$2420
DGTTMA961013	10-13 x 96 x 1.50	125	66	9	N/A	\$2288
DGTTMA901013	10-13 x 90 x 1.50	125	60	8	N/A	\$2155
DGTTMA841013	10-13 x 84 x 1.50	125	54	8	N/A	\$2026
DGTTMA721013	10-13 x 72 x 1.50	125	48	7	N/A	\$1757
DGTTMA661013	10-13 x 66 x 1.50	125	42	6	N/A	\$1623
DGTTMA601013	10-13 x 60 x 1.50	125	36	5	N/A	\$1493

Trapezoid bow top for main reception desk. 45° mitered ends on left and right. For use with left and right 45° mitered return transaction counters. Counter sits on top of Gallery panels. Bow front overhangs 3". **Factory installed - specify Gallery to be used on.** Width must match dimension of desk front. Hardware included.

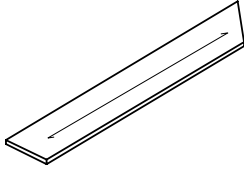
Required Specifications
Veneer Finish

TRANSACTION TOPS

MODEL# DIMENSIONS FREIGHT CLASS WT/LBS. CUBIC FT. VENEER/LAMINATE ALL VENEER

D x W x H

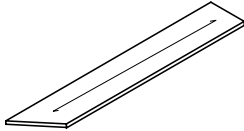
DGTTAL12010	10 x 120 x 1.50	92.5	84	8	N/A	\$1437
DGTTAL11410	10 x 114 x 1.50	92.5	81	8	N/A	\$1366
DGTTAL10810	10 x 108 x 1.50	100	78	8	N/A	\$1305
DGTTAL10210	10 x 102 x 1.50	92.5	72	7	N/A	\$1240
DGTTAL9610	10 x 96 x 1.50	100	66	7	N/A	\$1174
DGTTAL9010	10 x 90 x 1.50	92.5	60	6	N/A	\$1106
DGTTAL8410	10 x 84 x 1.50	100	54	6	N/A	\$1042
DGTTAL7210	10 x 72 x 1.50	100	48	5	N/A	\$907
DGTTAL6610	10 x 66 x 1.50	100	42	5	N/A	\$843
DGTTAL6010	10 x 60 x 1.50	100	36	4	N/A	\$776
DGTTAL3610	10 x 36 x 1.50	100	24	3	N/A	\$466
DGTTAL3010	10 x 30 x 1.50	92.5	20	2	N/A	\$391
DGTTAL2410	10 x 24 x 1.50	100	16	2	N/A	\$343



Transaction Counter Top - LEFT

Rectangular top for main reception desk with 45° mitered end on **left**. For use with rectangular or bow front transaction counters with miters at both ends. Width must match dimension of Gallery Desk end and Return width. Counter sits on top of Gallery panels. Does not overhang. **Factory installed - specify Gallery to be used on.** Hardware included.

DGTTAR12010	10 x 120 x 1.50	92.5	84	8	N/A	\$1437
DGTTAR11410	10 x 114 x 1.50	92.5	81	8	N/A	\$1366
DGTTAR10810	10 x 108 x 1.50	100	78	8	N/A	\$1305
DGTTAR10210	10 x 102 x 1.50	92.5	72	7	N/A	\$1240
DGTTAR9610	10 x 96 x 1.50	100	66	7	N/A	\$1174
DGTTAR9010	10 x 90 x 1.50	92.5	60	6	N/A	\$1106
DGTTAR8410	10 x 84 x 1.50	100	54	6	N/A	\$1042
DGTTAR7210	10 x 72 x 1.50	100	48	5	N/A	\$907
DGTTAR6610	10 x 66 x 1.50	100	42	5	N/A	\$843
DGTTAR6010	10 x 60 x 1.50	100	36	4	N/A	\$776
DGTTAR3610	10 x 36 x 1.50	100	24	3	N/A	\$466
DGTTAR3010	10 x 30 x 1.50	92.5	20	2	N/A	\$391
DGTTAR2410	10 x 24 x 1.50	100	16	2	N/A	\$343



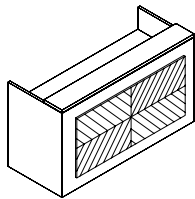
Transaction Counter Top - RIGHT

Rectangular top for main reception desk with 45° mitered end on **right**. For use with rectangular or bow front transaction counters with miters at both ends. Width must match dimension of Gallery Desk end and Return width. Counter sits on top of Gallery panels. Does not overhang. **Factory installed - specify Gallery to be used on.** Hardware included.

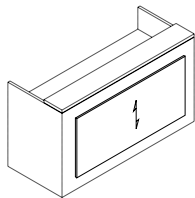
Required Specifications

Veneer Finish

RECEPTION DESKS



**Decorative Front Panel
 Reverse Diamond Pattern**



**Decorative Front Panel
 Vertical Grain Pattern**

MODEL#	DIMENSIONS	FREIGHT CLASS	WT/LBS.	CUBIC FT.	VENEER/LAMINATE	ALL VENEER
D x W x H						
DGFDP9630F	1 x 96 x 30	92.5	81	8	N/A	\$2384
DGFDP9030F	1 x 90 x 30	100	78	8	N/A	\$2231
DGFDP8430F	1 x 84 x 30	92.5	72	7	N/A	\$2086
DGFDP7230F	1 x 72 x 30	100	66	7	N/A	\$1787
DGFDP6030F	1 x 60 x 30	92.5	60	6	N/A	\$1493
DGFDP5430F	1 x 54 x 30	100	54	6	N/A	\$1341
DGFDP4830F	1 x 48 x 30	100	48	5	N/A	\$1194

Raised decorative front panel for a reception desk. Size should be 12" less than desk dimensions. **Factory installed.**
 Hardware included.

DGFDP9630V	1 x 96 x 30	92.5	81	8	N/A	\$2075
DGFDP9030V	1 x 90 x 30	100	78	8	N/A	\$1942
DGFDP8430V	1 x 84 x 30	92.5	72	7	N/A	\$1817
DGFDP7230V	1 x 72 x 30	100	66	7	N/A	\$1555
DGFDP6030V	1 x 60 x 30	92.5	60	6	N/A	\$1296
DGFDP5430V	1 x 54 x 30	100	54	6	N/A	\$1172
DGFDP4830V	1 x 48 x 30	100	48	5	N/A	\$1037

Raised decorative front panel for a reception desk. Size should be 12" less than desk dimensions. **Factory installed.**
 Hardware included.

Required Specifications

Veneer finish

foundations

NOT ON CONTRACT



Contemporary. Minimal. Inspirational. **Foundations** desking draws upon a contemporary minimal aesthetic, paring down furniture structure and surface to its essence to reveal an architecture of simple horizontal and vertical planar elements.

Each piece is designed to serve the needs of a changing office landscape, elevating the look and function of the private office and taking into account the diverse uses of meeting rooms in the modern work environment. Designed by Christopher Wright.

Foundations components for the private office include modular desks, credenzas and wall storage units punctuated by niches set into the vertical plane of the unit. Personal items or work tools can be stored in niches, desks and storage components that combine to suit individual work styles.

Features and Benefits

- Workwalls support configurations or function as display backdrops
- Niches are designed to accept tackboards, remote-controlled LED lighting and flat screen monitors
- Wall units can be specified with LED lighting.
- Power, data and cable management accessories are available on any Foundations unit, including boardroom tables to meet exact requirements.
- A full array of complementary conference room furnishings are available to coordinate the entire office.



Open frame leg



Workwall niche offers a surface, storage or display.



Workwall with integrated storage credenza.

GENERAL INFORMATION

- Foundations includes workwalls, single- and double-pedestal desks and executive desk extensions, bridges and transaction counters
- Storage components include credenzas, bench storage, wall-mounted and freestanding storage
- Two- or three-tone finish options allow for a distinctive aesthetic
- Executive desk extensions are supported by an open frame leg or elevated pedestals
- Modular wall units, pedestals and credenzas allow for scalable storage solutions; components accommodate L- and U-shaped configurations, as well as desk and workwall/credenza combinations.
- For environmental certification, please visit globalfurnituregroup.com

CONSTRUCTION

- Engineered veneer is real wood that through a manufacturing process of slicing, dyeing, gluing and re-slicing achieves consistent wood grain and color structure.
- Veneer is purchased by the block and sliced into a rift cut slip matched pattern to a thickness of 0.6mm (1/42"). Global lays up rift cut veneers in a slip match method.

FINISHES

- Conversion varnish (similar to catalyzed lacquer, but tougher), 25 degree sheen. Finishes are not buffed or rubbed.
- All Global wood casegood products are veneered and finished on the back sides (360° finishing), except modular under-surface storage - tops and backs are unfinished.
- Touch up kits available, includes a touch up marker and fill crayon. Order **VTOUCHUPKIT, \$164** list. Specify finish when ordering.
- Global standard finish, on oak and walnut, is open pore and on cherry and maple is semi-closed pore. If a full finish is required for walnut, cherry, anigre and maple tops. Add the suffix "2" to the finish code and Add 5% to the base pricing for each product.

CUSTOM FINISH IS AVAILABLE.

PEDESTALS AND CRENZAS

- Suspended 7.5" off the floor by an open framed aluminum leg
- Locks are always located on the side panel.
- Handle placement is offset from the center, towards the lock
- Overall height is 26.5"
- Pedestal drawer suspensions are metal ball bearing type. Both ball and file drawers are full extension.
- Hanging file rails are pre-installed on file drawer perimeters. The back rail in a lateral file drawer is designed for both letter and legal size filing.
- Drawer sides and bottoms are wrapped black vinyl. Veneered drawer interiors are available as an option.
- Drawer front is an applied element to a four-sided drawer. Drawer fronts are veneered on all surfaces. Drawer fronts can be removed or replaced in the field.
- Leveling glides have a range of adjustment.

HARDWARE

- All necessary hardware to assemble the furniture is included in the shipment. Actual wall-attachment fasteners for wall cabinets and tackboards are not included due to variable site conditions.
- Hanging file rails are pre-installed on file drawer perimeters and accommodate both legal and letter size filing. Legal filing can be achieved either as side-to-side or front-to-back. Letter filing can be achieved as front-to-back filing only.
- Connecting brackets are used to attached bridges and returns to desk, and are shipped pre-attached to the bottom of the bridge or return. Additional screws are shipped in a plastic bag.

INSTALLATION

- **Wall-mounted cabinets and tackboards** are shipped with pre-attached horizontal wall rails at the back of each unit. The wall-side components must be detached from the unit and fastened to the wall accordingly. Wall fasteners are not included due to the variable site conditions. Secure the wall rail to a vertical structural member in the required manner of installation. The cabinet or tackboard is then lowered on to the wall rail. It is important to level the unit before installation. Wall cabinets are equipped with levelers at the bottom of the back panels for proper cabinet alignment. Units with doors are equipped with adjustable European door hinges to assist in door alignment. It is required to use a #8 wood screw through the back of the cabinet and the wall-mounted rail, to further secure the wall attachment. Tackboards have vertical grooves in the back for tasklight wiring.
- **Transaction counter and decorative panels** are shipped knock down. To assemble it follow the assembly instruction sheet included. To secure the transaction counter to the desk double sided tape is applied to the bottom of the end panels. Included screws must be used to attach the decorative panel to the desk.
- **Modular storage units:** Have pre-drilled holes through the tops for securing to the bottom of the work surfaces. Screws and lock keys are included in a plastic bag fastened inside the pedestal. Pedestals may be installed flush or offset. Disassemble the modular unit first before relocating the entire unit to avoid damage or bodily injuries.
- **Work Walls:** Incorporate storage units, credenzas and niches of different sizes, attached to the base with connecting bolts. Upper units are installed with plastic dowels. Small connectors are supplied to secure the units thru the side panels. Complete assembly instruction is included with the wall unit. All necessary connectors and dowels are shipped in a plastic bag.
- **Credenza backpanels and display walls:** Optional credenza backpanels and display walls are attached to the units with supplied quick connectors. To assemble the display wall follow the assembly instructions included. All connectors and screws are shipped in a plastic bag.
- **Tables:** All table components are shipped in multiple boxes. Screws and table connectors are packed in a separate box identified with the label "Hardware Enclosed". Assembly instructions for specific tables are included.



1. SPECIFY MODEL NUMBER

2. SPECIFY FINISH

WORKSURFACE TOP & DRAWER/DOOR FRONTS, BODY FINISHES (INCLUDING PEDESTALS) - VENEER

Foundations Engineered Finishes (Horizontal Grain Standard)

Code	Finish	Veneer Type	Cut
NTF	Natural	Maple Reconstituted	Rift
TLF	Twilight	Maple Reconstituted	Rift
CIF	Chai	White Oak Reconstituted	Rift
FGF	Fig	White Oak Reconstituted	Rift
RVF	Riviera	White Oak Reconstituted	Rift
STF	Sumatra	White Oak Reconstituted	Rift
WHF	Wheat	White Oak Reconstituted	Rift
MTF	Metro	White Oak Reconstituted	Rift
MSF	Mesa	White Oak Reconstituted	Rift
CHF	Cashmere	White Oak Reconstituted	Rift
SNF	Sienna	White Oak Reconstituted	Rift
WIF	Winter	White Oak Reconstituted	Rift

METAL LEG FINISH (Casegoods):

SGR Silver Glimmer

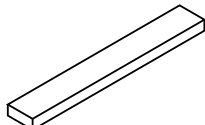
METAL LEG FINISHES (Conference Tables):

BLKT Black Textured
TUNT Tungsten Textured
DWTT Designer White Textured
SGRT Silver Glimmer Textured
IGRT Iron Glimmer Textured

3. SPECIFY OPTIONS

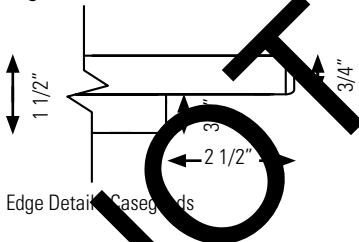
Handle

- Handles are standard on most drawers/storage modules.

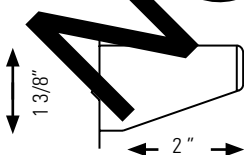


PL83 Anodized Aluminum, 7.2"

Edges



Edge Detail - Casegoods



Edge Detail - Conference Tables

Grommets

Standard grommet on all components is **GM5K**. Grommet is included with products where shown in line drawings in price book.

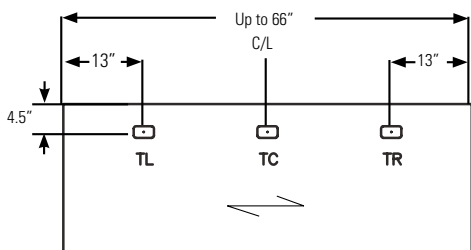
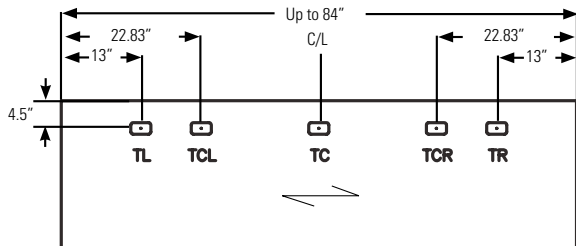
- Optional grommets may be ordered in standard worksurface locations (left, center or right). Order as **GM5KL, GM5KC or GM5KR**. Add \$96.
- Grommet hole dimensions are 2 3/4" in diameter. Specify **GM1E** for **Black** or **GM1K** for **Tungsten**.
- Color of grommet will be automatically coordinated with handle color where applicable



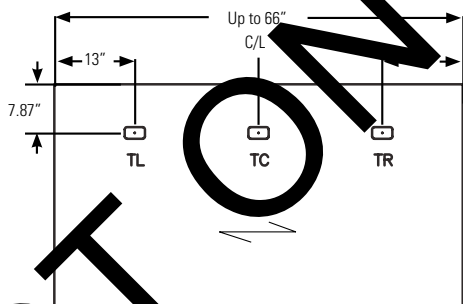
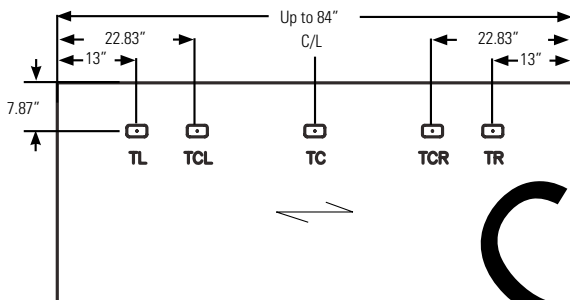
- Components that come standard with grommet may be ordered without a grommet. Order as RSG - Add \$53.
- View diagrams on the following pages for additional details.

NOT ON CONTRACT

For tops up to 24"D



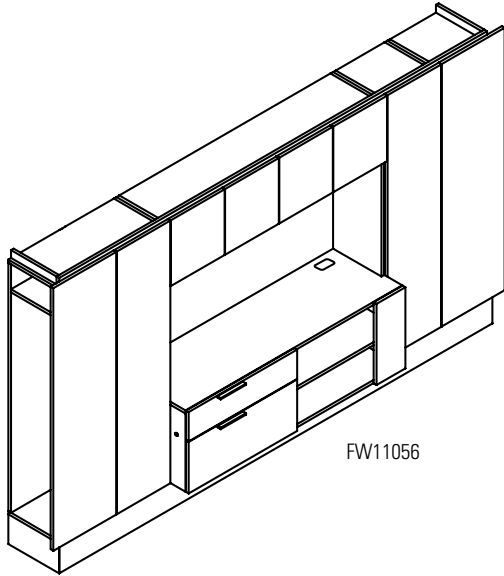
For tops 30" to 36"D




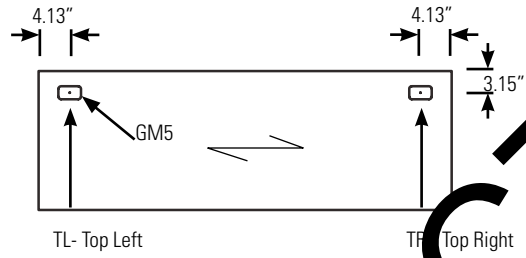
NOT ON CONTRACT

Optional Grommet Locations on Work Walls

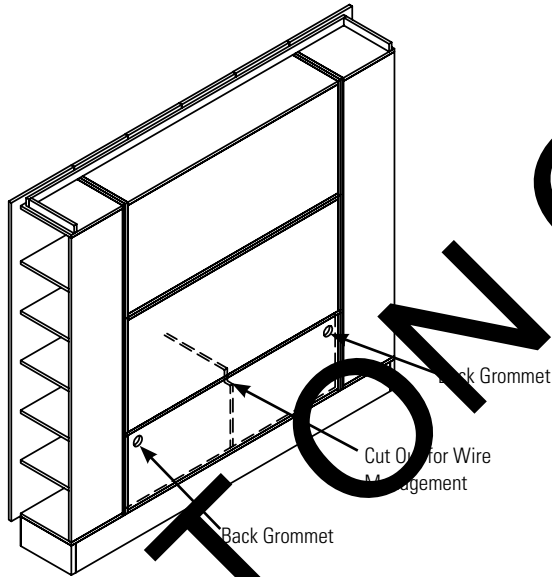
Grommets and Grommet Locations must be specified.



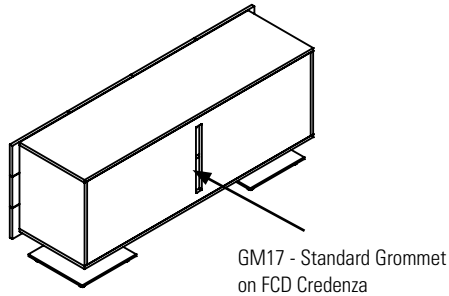
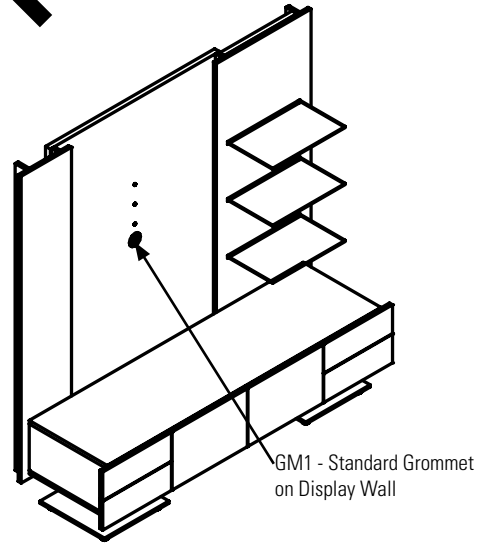
FW11056



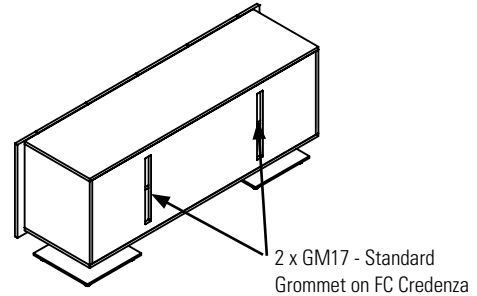
Standard Grommet Locations on Work Walls



FW9570-IR Back View



GM17 - Standard Grommet on FCD Credenza



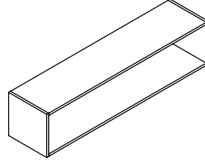
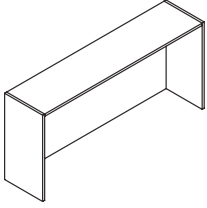
2 x GM17 - Standard Grommet on FC Credenza

NOT ON CONTRACT

Work Wall Display Niches

- Available widths 15", 30", 45", 60" wide.
- Available heights 14", 28", 42" high.
- Maximum niche dimension 60" wide is 42" high.
- Maximum niche dimension 75" wide is 28" high.

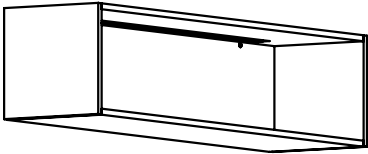
When a niche is placed on 20" cantilevered storage there is no bottom. When a niche is placed between storage components it always has a bottom.




Work Wall Lighting

- LED lights for niches must be specified at time of manufacture. When more than one LED light is required in a work wall application, a single remote switch is included. Up to four LED lights can work off a single transformer.

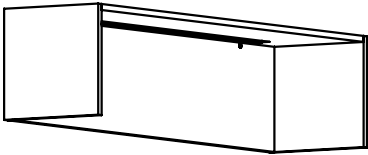
Four sided niche with routed upper panel for LED light.




Niche is routed on inside top panel & back is drilled for wire pass through.



Open bottom niche with routed upper panel for LED light.



LED lights available in 12", 24", 36" and 48" widths.



NOT ON CONTRACT

CONFERENCE TABLES DETAILS

Optional Grommet Locations for Conference Table Tops

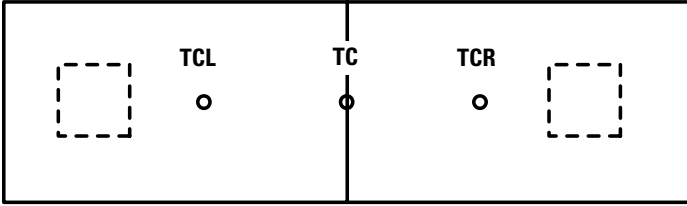
Grommets and Grommet Locations must be specified.

For tables that are 48" wide and 96", 120", 144" or 168" long:

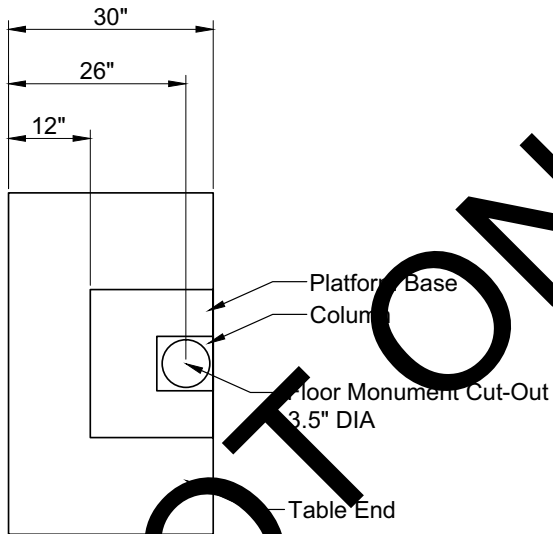
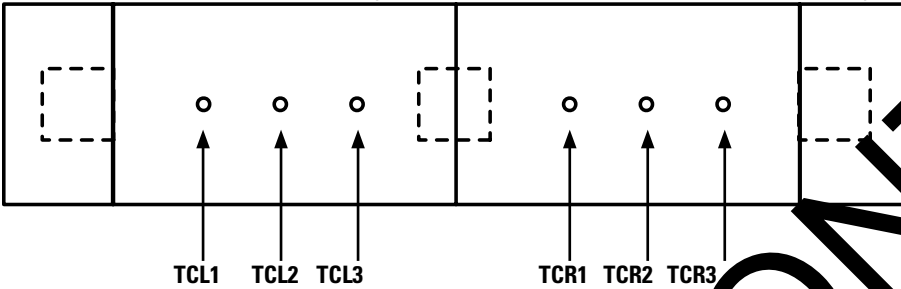
TCL - Top Center Left

TCR - Top Right

TC - Top Center



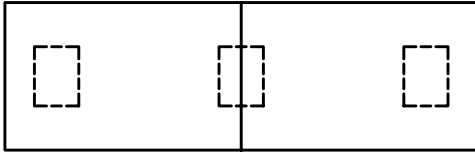
For tables that are 48" wide and 192" or 216" long and tables that are 60" wide and 168", 192", 216" or 240" long:



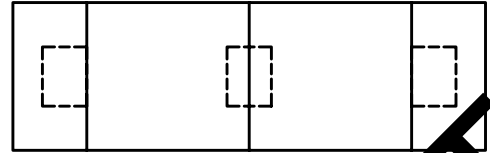
NOT ON CONTRACT

Conference Table Top and Base Guide


Conference Table, two piece Top with 3 Bases




Sectional Conference Table with 3 Bases



Conference Table, two piece Top with 2 Bases



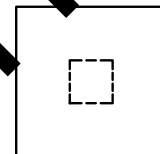
Sectional Conference Table with 2 Bases



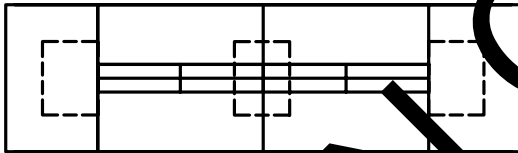
Conference Table, one piece Top with 2 Bases



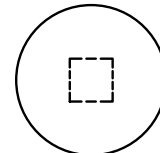
Square Table Top with Mono Base



Sectional Conference Table with Technology Trough and 3 Bases



Round Table Top with Mono Base



Sectional Conference Table with Technology Trough and 2 Bases



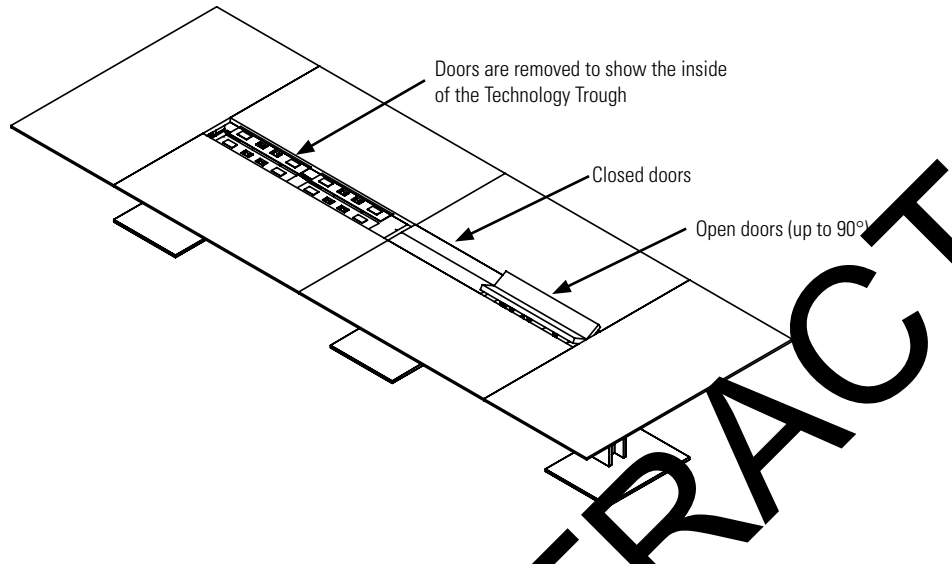
Sectional Conference Table with Technology Trough and 2 Bases



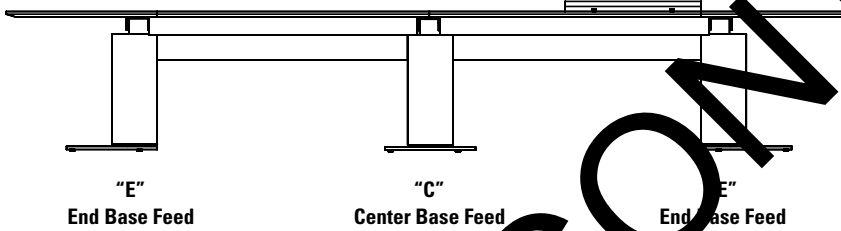
Note: Different Table Shapes are available.

NOT ON CONTRACT

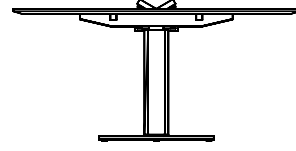
Technology Trough Details



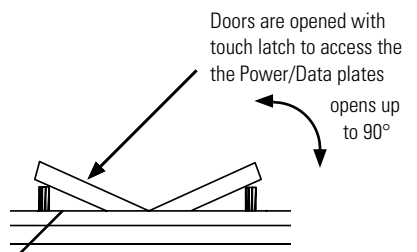
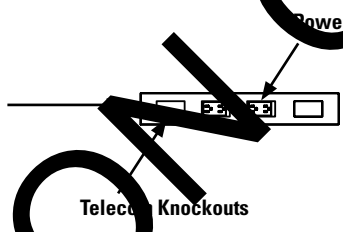
Side View



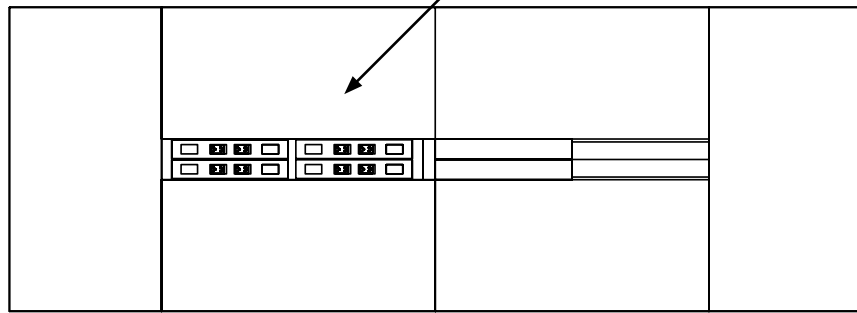
End View



Power kits are included.
 Two power receptacles and two telecom knockouts per door are standard.
 Telecom plates will be shipped separately.
 If no telecom plate is specified, blank coverplate will be included.



End View Detail



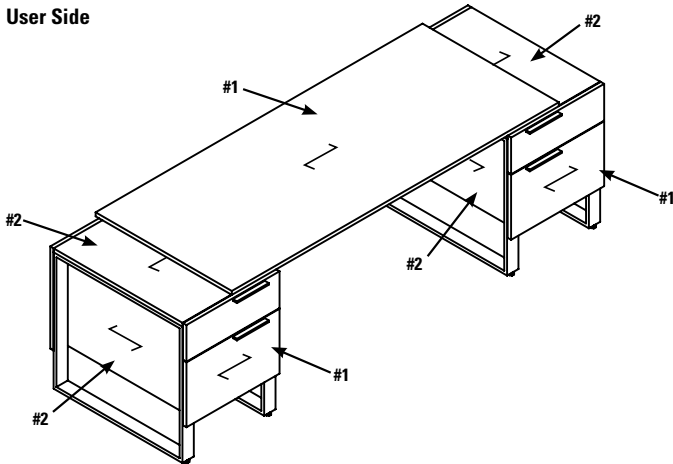
NOT ON CONTRACT

FINISH SPECIFICATIONS

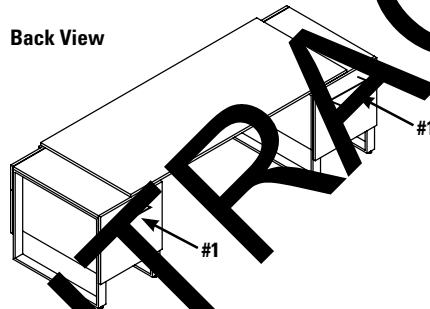
Double and Single Pedestal Desks

- For desks two finishes can be specified.
- The first finish in the product string, indicated as #1.
- The second finish in the product string indicated as #2.
- If only one finish is indicated, the entire unit will be monotone.
- **Note:** Horizontal grain direction is standard on all engineered finishes. If natural veneer is required, the grain direction will be vertical. Arrow indicates direction of grain.

User Side



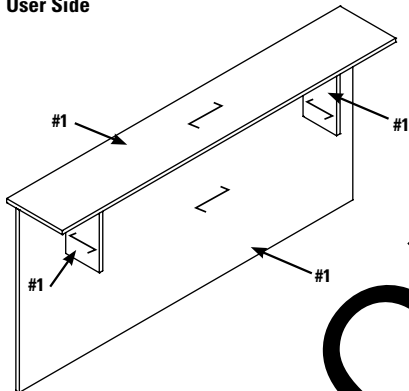
Back View



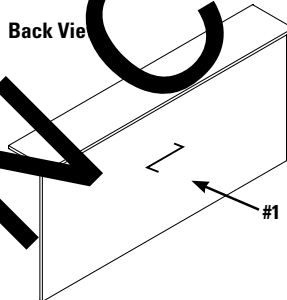
Transaction Counter and Decorative Panel

- For Transaction Counter and Decorative Panel, only one finish can be specified.
- Arrow indicates direction of grain

User Side



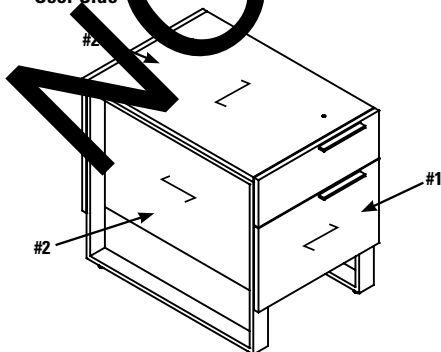
Back View



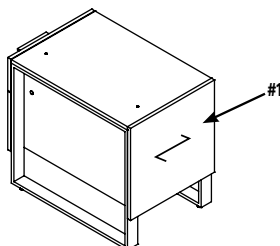
Pedestals

- For Pedestals, two finishes can be specified.
- The first finish in the product string, indicated as #1.
- The second finish in the product string indicated as #2.
- If only one finish is indicated, the entire unit will be monotone.

User Side



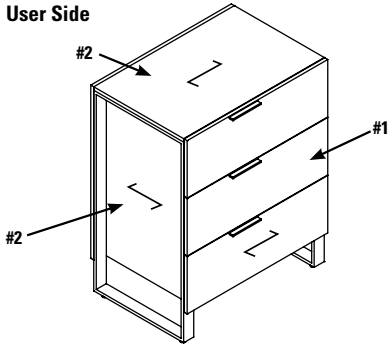
Back View



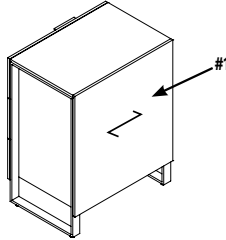
Lateral Files

- For Lateral Files two finishes can be specified.
- The first finish in the product string, indicated as #1.
- The second finish in the product string indicated as #2.
- If only one finish is indicated, the entire unit will be monotone.
- Arrow indicates direction of grain

User Side



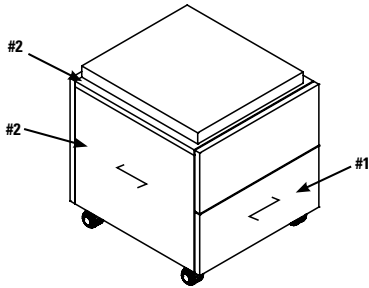
Back View



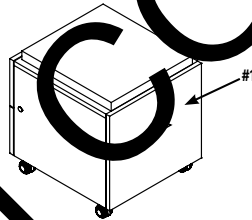
Mobile Pedestals

- For Mobile Pedestals, two finishes can be specified.
- The first finish in the product string, indicated as #1.
- The second finish in the product string indicated as #2.
- If only one finish is indicated, the entire unit will be monotone.
- Arrow indicates direction of grain

User Side



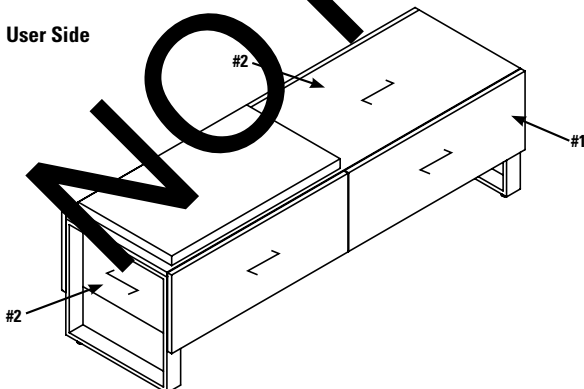
Back View



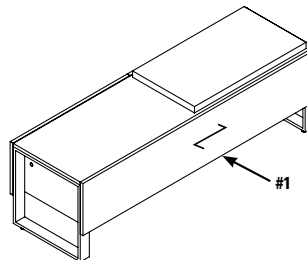
Benches

- For Benches, two finishes can be specified.
- The first finish in the product string, indicated as #1.
- The second finish in the product string indicated as #2.
- If only one finish is indicated, the entire unit will be monotone.
- Arrow indicates direction of grain

User Side



Back View

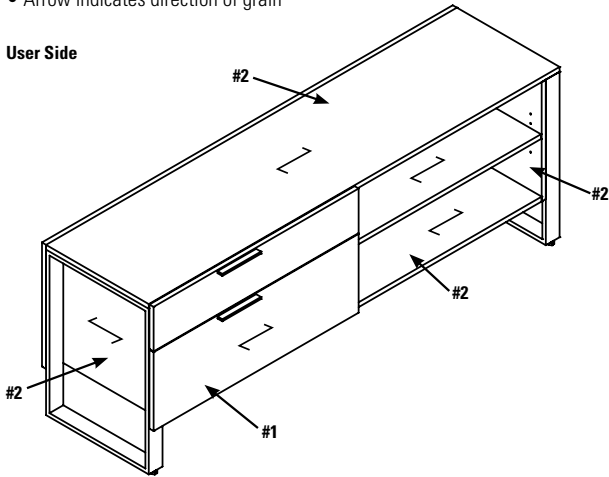


NOT ON CONTRACT

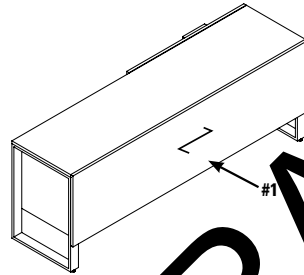
Credenzas

- For Credenzas, two finishes can be specified.
- The first finish in the product string, indicated as #1.
- The second finish in the product string indicated as #2.
- If only one finish is indicated, the entire unit will be monotone.
- Arrow indicates direction of grain

User Side



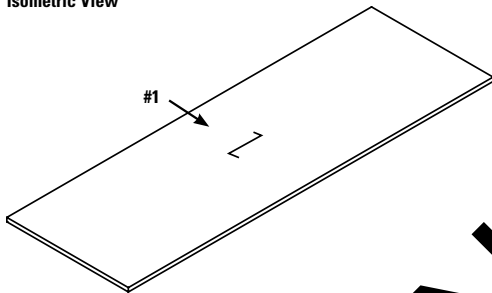
Back View




Modular Tops

- For Modular Tops, only one finish can be specified.
- Arrow indicates direction of grain

Isometric View



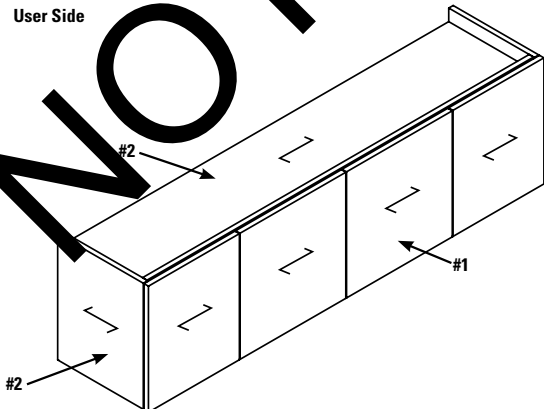
End View



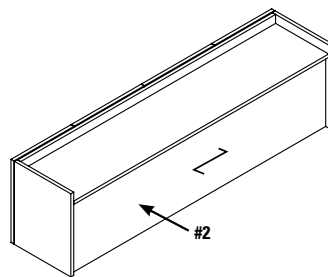
Wall Mounted Overheads

- For wall mounted overheads, two finishes can be specified.
- The first finish in the product string, indicated as #1.
- The second finish in the product string indicated as #2.
- If only one finish is indicated, the entire unit will be monotone.
- Arrow indicates direction of grain

User Side



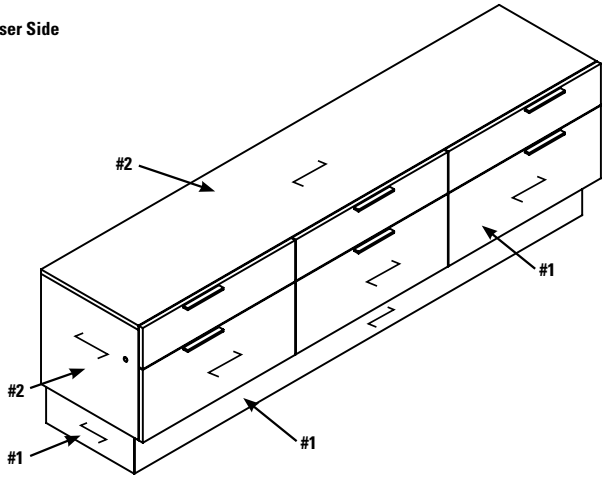
Back View



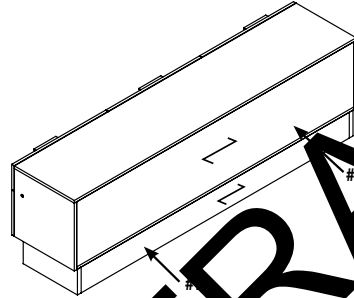
Work Wall Credenzas

- Two finishes can be specified.
- The first finish in the product string, indicated as #1.
- The second finish in the product string indicated as #2.
- If only one finish is indicated, the entire unit will be monotone.
- Arrow indicates direction of grain

User Side



Back View

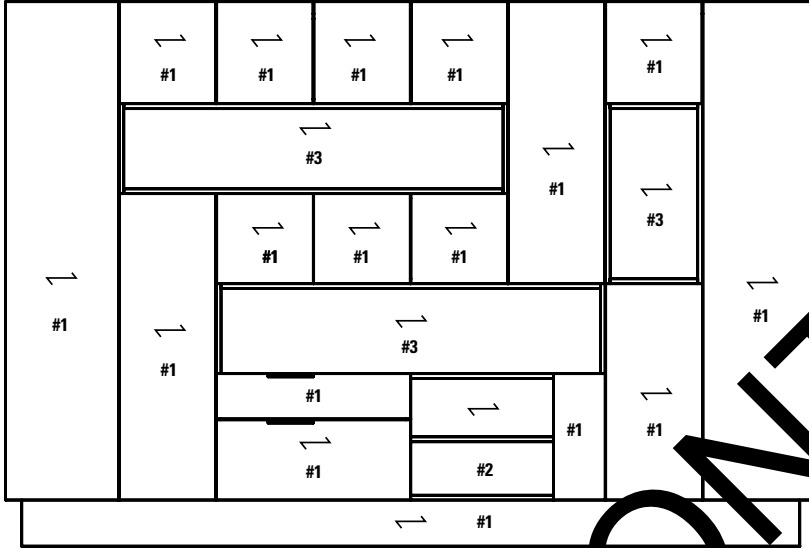


NOT ON CONTRACT

Work Wall Credenzas

- Three finishes can be specified.
- The first finish in the product string, indicated as **#1**.
- The second finish in the product string indicated as **#2**.
- The third finish in the product string indicated as **#3**.
- If only one finish is indicated, the entire unit will be monotone.
- Horizontal grain direction is standard on all engineered finishes. If natural veneer is required, the grain direction will be vertical. Arrow indicates direction of grain

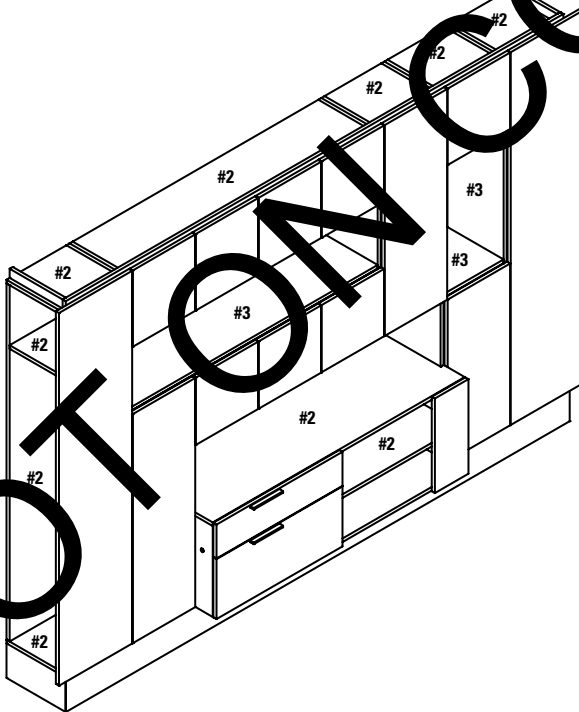
Front View



Side View



Isometric View

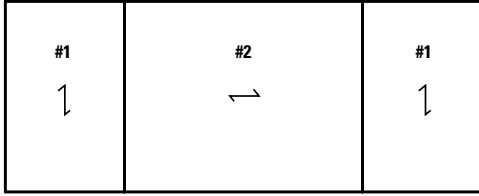


NOT A CONTRACT

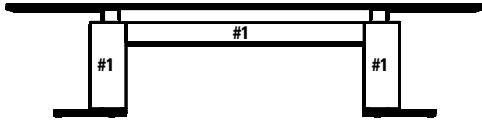
Sectional Top with two bases

- Two finishes can be specified.
- The first finish in the product string, indicated as #1.
- The second finish in the product string indicated as #2.
- If only one finish is indicated, the entire unit will be monotone.
- Arrow indicates direction of grain

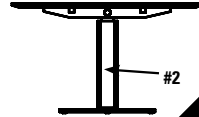
Top View



Side View



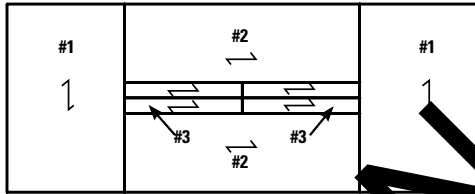
End View



Sectional Top with Technology Trough and bases

- Three finishes can be specified.
- The first finish in the product string, indicated as #1.
- The second finish in the product string indicated as #2.
- The third finish in the product string indicated as #3.
- If only one finish is indicated, the entire unit will be monotone.
- Arrow indicates direction of grain

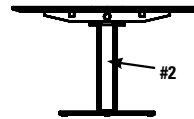
Top View



Side View



End View



NOT ON CONTRACT

NOT ON CONTRACT

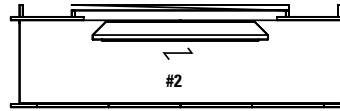
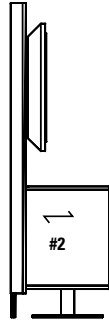
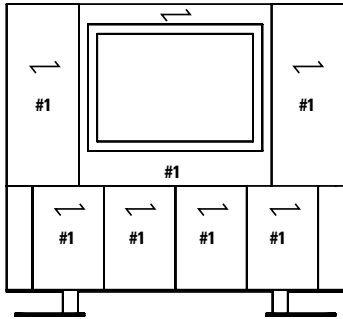
Full Storage Credenza with two sets of Storage Cabinets and Display Wall

- Two finishes can be specified.
- The first finish in the product string, indicated as #1.
- The second finish in the product string indicated as #2.
- If only one finish is indicated, the entire unit will be monotone.
- Arrow indicates direction of grain

Front View

Side View

Top View



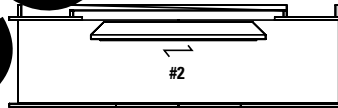
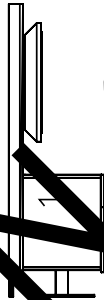
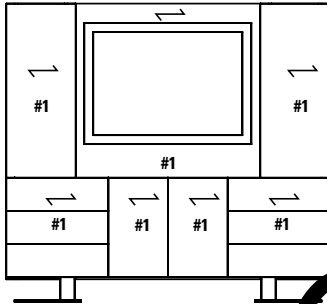
Full Storage Credenza with BBB, Storage Cabinet, BBB and Display Wall

- Two finishes can be specified.
- The first finish in the product string, indicated as #1.
- The second finish in the product string indicated as #2.
- If only one finish is indicated, the entire unit will be monotone.
- Arrow indicates direction of grain

Front View

Side View

Top View



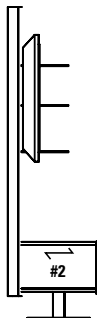
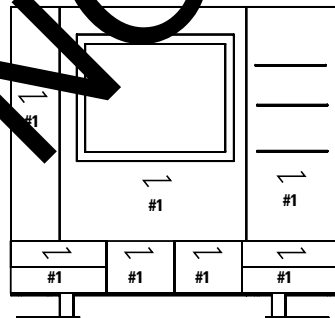
Full Storage Credenza with BB, Storage Cabinet, BB and Display Wall

- Two finishes can be specified.
- The first finish in the product string, indicated as #1.
- The second finish in the product string indicated as #2.
- If only one finish is indicated, the entire unit will be monotone.
- Arrow indicates direction of grain

Front View

Side View

Top View



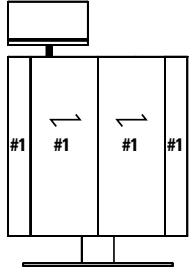
NOT ON CONTRACT

Lectern

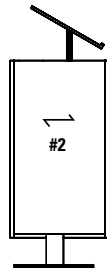
- Two finishes can be specified.
- The first finish in the product string, indicated as #1.
- The second finish in the product string indicated as #2.
- If only one finish is indicated, the entire unit will be monotone.
- Arrow indicates direction of grain

FLEC-36 Lectern

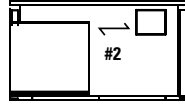
Front View



Side View

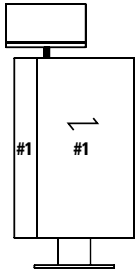


Top View

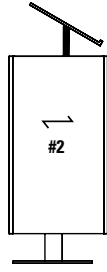


FLEC-24 Lectern

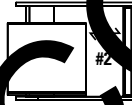
Front View



Side View



Top View



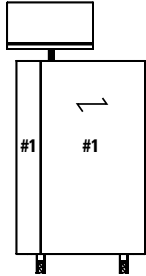
NOT ON CONTRACT

Mobile Units

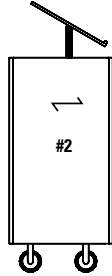
- Two finishes can be specified.
- The first finish in the product string, indicated as #1.
- The second finish in the product string indicated as #2.
- If only one finish is indicated, the entire unit will be monotone.
- Arrow indicates direction of grain

Mobile Lectern

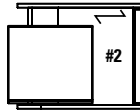
Front View



Side View

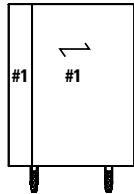


Top View

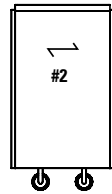


Mobile Tech Cart


Front View



Side View

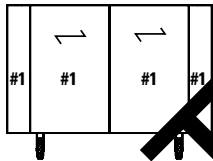


Top View



Mobile Server

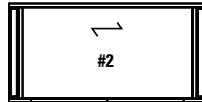
Front View



Side View



Top View

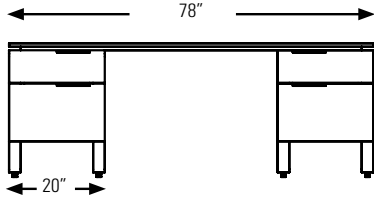


NOT ON CONTRACT

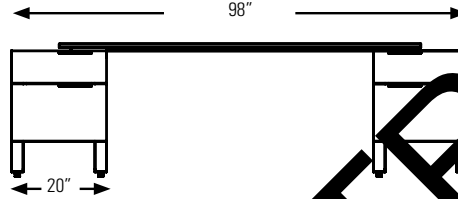
DESKS - NOTES

- Horizontal grain direction is standard on all engineered finishes.
- Tops are constructed with two 3/4" thick panels, laminated together to create a total thickness of 1.5".
- All pedestals are suspended 7.5" off the floor by an open framed leg, and can be installed flush or offset
- Pedestals are handed:
 - Left pedestals have the handle offset from the center to the right, and the lock is placed on the right end panel
 - Right pedestals have the handle offset from the center to the left, and the lock is placed on the left end panel
- Modesty panels are available as an optional upgrade in wood or glass on Desks
- Grommets are available as an option on Desks and most Credenzas.
- **NOTE:** Arrow indicates direction of grain

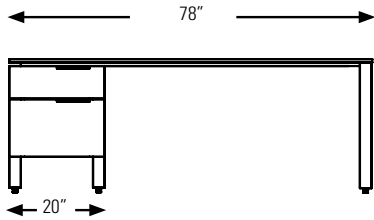
Double Pedestal Desk with Box/File installed flush.




Double Pedestal Desk with Box/File installed offset.
Add 20" to the overall width of the top.



Single Pedestal Desk with Box/File installed flush.

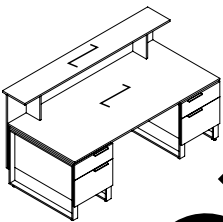


Single Pedestal Desk with Box/File installed offset.
Add 10" to the overall width of the top.

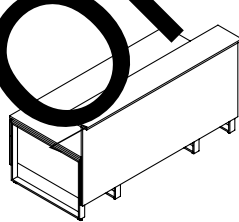


By adding a Transaction Counter Top with Decorative Front Panel (FGT1) to a Desk, the Desk can be used as a Reception Desk:

User View



Guest View



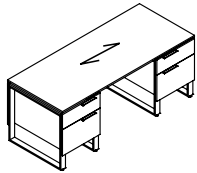
Required Specifications

Veneer Finish
Edge

Optional Specifications

Grommet

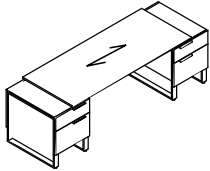
DOUBLE PEDESTAL DESKS



Double Pedestal Desk

MODEL#	DIMENSIONS	FREIGHT CLASS	WT./LBS.	CUBIC FT.	LIST PRICE
D x W x H					
FD8436BB	36 x 84 x 28	85	201	15	\$11450
FD7836BB	36 x 78 x 28	85	192	15	\$11227
FD7236BB	36 x 72 x 28	92.5	177	15	\$10948
FD8430BB	30 x 84 x 28	85	184	15	\$10879
FD7830BB	30 x 78 x 28	92.5	176	15	\$10701
FD7230BB	30 x 72 x 28	92.5	163	14	\$10446

Standard with **flush box/file** pedestals on **left and right**.

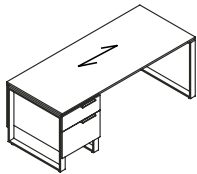


Double Pedestal Desk

FD8436BBOS	36 x 84 x 28	85	201	15	\$7810
FD7836BBOS	36 x 78 x 28	85	192	15	\$7590
FD7236BBOS	36 x 72 x 28	92.5	177	15	\$7307
FD8430BBOS	30 x 84 x 28	85	184	15	\$11227
FD7830BBOS	30 x 78 x 28	92.5	176	15	\$11063
FD7230BBOS	30 x 72 x 28	92.5	163	14	\$10879

Standard with **offset box/file** pedestals on **left and right**.

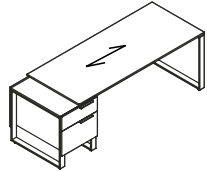
SINGLE PEDESTAL DESKS



Single Pedestal Desk - LEFT

MODEL#	DIMENSIONS	FREIGHT CLASS	WT./LBS.	CUBIC FT.	LIST PRICE
FSL8436B	36 x 84 x 28	85	201	15	\$8330
FSL7836B	36 x 78 x 28	85	192	15	\$8107
FSL7236B	36 x 72 x 28	92.5	177	15	\$7802
FSL8430B	30 x 84 x 28	85	184	15	\$7760
FSL7830B	30 x 78 x 28	92.5	176	15	\$7578
FSL7230B	30 x 78 x 28	92.5	163	14	\$7326

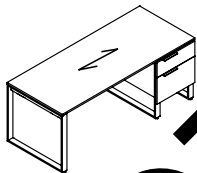
Standard with **flush box/file** pedestal on **left**.



Single Pedestal Desk - LEFT

FSL8436BOS	36 x 84 x 28	85	201	15	\$8693
FSL7836BOS	36 x 78 x 28	85	192	15	\$8469
FSL7236BOS	36 x 72 x 28	92.5	177	15	\$8162
FSL8430BOS	30 x 84 x 28	85	184	15	\$8122
FSL7830BOS	30 x 78 x 28	92.5	176	15	\$7944
FSL7230BOS	30 x 78 x 28	92.5	163	14	\$7688

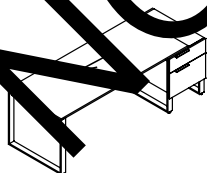
Standard with **offset box/file** pedestal on **left**.



Single Pedestal Desk - RIGHT

FSR8436B	36 x 84 x 28	85	201	15	\$8330
FSR7836B	36 x 78 x 28	85	192	15	\$8107
FSR7236B	36 x 72 x 28	92.5	177	15	\$7802
FSR8430B	30 x 84 x 28	85	184	15	\$7760
FSR7830B	30 x 78 x 28	92.5	176	15	\$7578
FSR7230B	30 x 78 x 28	92.5	163	14	\$7326

Standard with **flush box/file** pedestal on **right**.



Single Pedestal Desk - RIGHT

FSR8436BOS	36 x 84 x 28	85	201	15	\$8693
FSR7836BOS	36 x 78 x 28	85	192	15	\$8469
FSR7236BOS	36 x 72 x 28	92.5	177	15	\$8162
FSR8430BOS	30 x 84 x 28	85	184	15	\$8122
FSR7830BOS	30 x 78 x 28	92.5	176	15	\$7944
FSR7230BOS	30 x 78 x 28	92.5	163	14	\$7688

Standard with **offset box/file** pedestal on **right**.

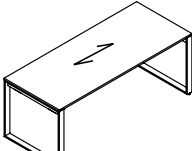
Required Specifications

Top finish
Body finish

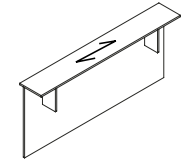
Optional Specifications

Grommet
Modesty Panel

NOT A CONTRACT

DESK SHELL	MODEL#	DIMENSIONS D x W x H	FREIGHT CLASS	WT/LBS.	CUBIC FT.	LIST PRICE
	FT7236	36 x 72 x 28	85	201	15	\$5493
	FT6636	36 x 66 x 28	85	192	15	\$5244
	FT6036	36 x 60 x 28	92.5	177	15	\$5011
	FT7230	30 x 72 x 28	85	184	15	\$4828
	FT6630	30 x 66 x 28	92.5	176	15	\$4636
	FT6030	30 x 60 x 28	92.5	163	14	\$4448

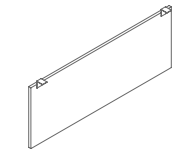
Desk Shell*



Transaction Counter

FGTT8412	12 x 84 x 42	250	73	21	\$3666
FGTT7812	12 x 78 x 42	250	68	19	\$3514
FGTT7212	12 x 72 x 42	250	63	18	\$3281

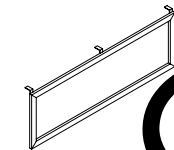
Rectangular transaction counter with decorative panel.



Hanging Wood Modesty Panel

FCMP70W	0.75 x 70 x 18	--	25	1	\$1639
FCMP66W	0.75 x 66 x 18	--	24	1	\$1602
FCMP64W	0.75 x 64 x 18	--	23	1	\$1589
FCMP62W	0.75 x 62 x 18	--	22	1	\$1571
FCMP60W	0.75 x 60 x 18	--	22	1	\$1562
FCMP58W	0.75 x 58 x 18	--	21	1	\$1551
FCMP56W	0.75 x 56 x 18	--	20	1	\$1545
FCMP54W	0.75 x 54 x 18	--	20	1	\$1537
FCMP50W	0.75 x 50 x 18	--	18	1	\$1522
FCMP48W	0.75 x 48 x 18	--	18	1	\$1514
FCMP42W	0.75 x 42 x 18	--	16	1	\$1412
FCMP36W	0.75 x 36 x 18	--	14	1	\$1213
FCMP30W	0.75 x 30 x 18	--	12	1	\$1014

Hanging wood modesty panel. Attaches to underside of worksurface. **Cannot be retrofitted in the field. Not sold individually - to be ordered as an upgrade option only.**



Hanging Glass Modesty Panel

FCMP70G	0.75 x 70 x 18	--	25	1	\$2640
FCMP66G	0.75 x 66 x 18	--	24	1	\$1602
FCMP64G	0.75 x 64 x 18	--	23	1	\$2496
FCMP62G	0.75 x 62 x 18	--	22	1	\$2357
FCMP60G	0.75 x 60 x 18	--	22	1	\$2281
FCMP58G	0.75 x 58 x 18	--	21	1	\$2222
FCMP56G	0.75 x 56 x 18	--	20	1	\$2204
FCMP54G	0.75 x 54 x 18	--	20	1	\$2127
FCMP50G	0.75 x 50 x 18	--	18	1	\$2070
FCMP48G	0.75 x 48 x 18	--	18	1	\$2032
FCMP42G	0.75 x 42 x 18	--	16	1	\$2010
FCMP36G	0.75 x 36 x 18	--	14	1	\$1994
FCMP30G	0.75 x 30 x 18	--	12	1	\$1972

Aluminum framed glass modesty panel with frosted glass (standard). Attaches to underside of worksurface. **Cannot be retrofitted in the field. Not sold individually - to be ordered as an upgrade option only.**

- For white back painted glass, please contact Customer Care for pricing.

Required Specifications

Top finish
Body finish

Optional Specifications

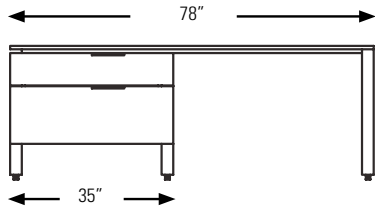
Grommet
Modesty Panel*

CRENZAS - NOTES


D x W x H

- Horizontal grain direction is standard on all engineered finishes.
- Tops are constructed with two 3/4" thick panels, laminated together to create a total thickness of 1.5".
- All pedestals are suspended 7.5" off the floor by an open framed leg, and can be installed flush or offset
- Pedestals are handed:
 - Left pedestals have the handle offset from the center to the right, and the lock is placed on the right end panel
 - Right pedestals have the handle offset from the center to the left, and the lock is placed on the left end panel
- Modesty panels are available in wood or glass
- Grommets can be specified on Credenza Tops.
- **NOTE:** Arrow indicates direction of grain

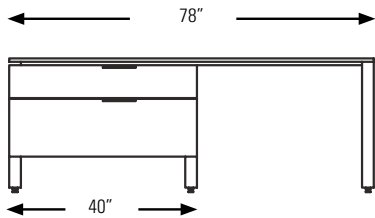
Single Pedestal Credenza with 35" Lat. Box/File installed flush



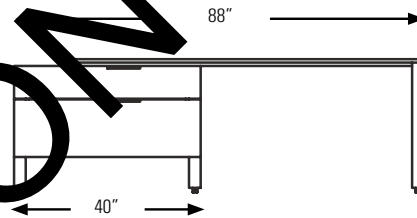
Single Pedestal Credenza with 35" Lat. Box/File installed offset
 Adds 10" to overall width



Single Pedestal Credenza with 40" Lat. Box/File installed flush.



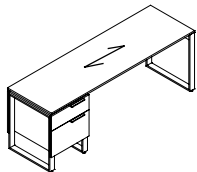
Double Pedestal Credenza with 40" Lat. Box/File installed offset.
 Adds 10" to overall width



SINGLE PEDESTAL CRENZAS

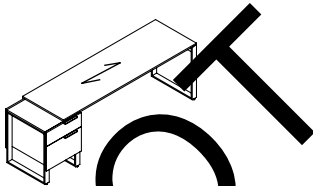
MODEL# DIMENSIONS FREIGHT CLASS WT./LBS. CUBIC FT. LIST PRICE

FCCL7824	24 x 78 x 28	85	160	12	\$7520
FCCL7224B	24 x 72 x 28	85	151	12	\$7279
FCCL7820B	20 x 78 x 28	85	153	11	\$7061
FCCL7220B	20 x 72 x 28	85	144	11	\$6839



Single Pedestal Credenza - LEFT

Standard with **flush box/file** pedestal on **left**.



Single Pedestal Credenza - LEFT

Standard with **offset box/file** pedestal on **left**.

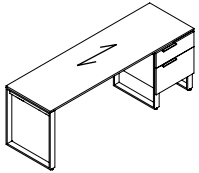
Required Specifications

Top finish
 Body finish

Optional Specifications

Grommet

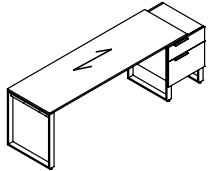
SINGLE PEDESTAL CREDENZAS



Single Pedestal Credenza - RIGHT

MODEL#	DIMENSIONS D x W x H	FREIGHT CLASS	WT/LBS.	CUBIC FT.	LIST PRICE
FCCR7824B	24 x 78 x 28	85	160	12	\$7520
FCCR7224B	24 x 72 x 28	85	151	12	\$7279
FCCR7820B	20 x 78 x 28	85	153	11	\$7061
FCCR7220B	20 x 72 x 28	85	144	11	\$6839


Standard with **flush box/file** pedestal on **right**.



Single Pedestal Credenza - RIGHT

FCCR7824BOS	24 x 88 x 28	85	160	12	\$7567
FCCR7224BOS	24 x 82 x 28	85	151	12	\$7279
FCCR7820BOS	20 x 88 x 28	85	153	11	\$7110
FCCR7220BOS	20 x 82 x 28	85	144	11	\$6839

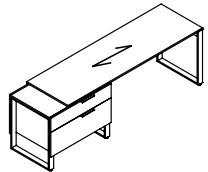
Standard with **offset box/file** pedestal on **right**.



Single Pedestal Credenza - LEFT

FCC35L7824H	24 x 78 x 28	92.5	188	18	\$8111
FCC35L7224H	24 x 72 x 28	100	179	18	\$7869
FCC35L7820H	20 x 78 x 28	92.5	179	15	\$7611
FCC35L7220H	20 x 72 x 28	92.5	170	15	\$7387

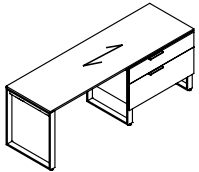
Standard with **flush 35" lateral box/file** pedestal on **left**.



Single Pedestal Credenza - LEFT

FCC35L7824HOS	24 x 88 x 28	92.5	188	18	\$8436
FCC35L7224HOS	24 x 82 x 28	100	179	18	\$8192
FCC35L7820HOS	20 x 88 x 28	92.5	179	15	\$7938
FCC35L7220HOS	20 x 82 x 28	92.5	170	15	\$7713

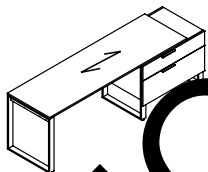
Standard with **offset 35" lateral box/file** pedestal on **left**.



Single Pedestal Credenza - RIGHT

FCC35R7824H	24 x 78 x 28	92.5	188	18	\$8111
FCC35R7224H	24 x 72 x 28	100	179	18	\$7869
FCC35R7820H	20 x 78 x 28	92.5	179	15	\$7611
FCC35R7220H	20 x 72 x 28	92.5	170	15	\$7387

Standard with **flush 35" lateral box/file** pedestal on **right**.



Single Pedestal Credenza - RIGHT

FCC35R7824HOS	24 x 88 x 28	92.5	188	18	\$8436
FCC35R7224HOS	24 x 82 x 28	100	179	18	\$8192
FCC35R7820HOS	20 x 88 x 28	92.5	179	15	\$7938
FCC35R7220HOS	20 x 82 x 28	92.5	170	15	\$7713

Standard with **offset 35" lateral box/file** pedestal on **right**.

NOT A CONTRACT

Required Specifications

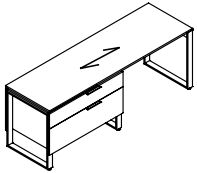
Top finish
Body finish

Optional Specifications

Grommet

SINGLE PEDESTAL CREDENZAS

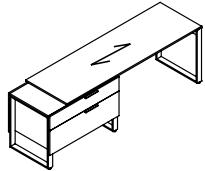
MODEL# DIMENSIONS FREIGHT CLASS WT/LBS. CUBIC FT. LIST PRICE



Single Pedestal Credenza - LEFT

	D x W x H					
FCC40L7824H	24 x 78 x 28	100	198	20		\$8393
FCC40L7224H	24 x 72 x 28	100	189	20		\$8477
FCC40L7820H	20 x 78 x 28	92.5	188	17		\$7974
FCC40L7220H	20 x 72 x 28	92.5	179	17		\$7748


Standard with **flush 40" lateral box/file** pedestal on **left**.



Single Pedestal Credenza - LEFT

FCC40L7824HOS	24 x 88 x 28	100	198	20		\$8717
FCC40L7224HOS	24 x 82 x 28	100	189	20		\$8477
FCC40L7820HOS	20 x 88 x 28	92.5	188	17		\$8297
FCC40L7220HOS	20 x 82 x 28	92.5	179	17		\$8074

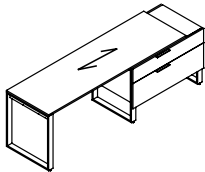
Standard with **offset 40" lateral box/file** pedestal on **left**.



Single Pedestal Credenza - RIGHT

FCC40R7824H	24 x 78 x 28	100	198	20		\$8393
FCC40R7224H	24 x 72 x 28	100	189	20		\$8477
FCC40R7820H	20 x 78 x 28	92.5	188	17		\$7974
FCC40R7220H	20 x 72 x 28	92.5	179	17		\$7748

Standard with **flush 40" lateral box/file** pedestal on **right**.



Single Pedestal Credenza - RIGHT

FCC40R7824HOS	24 x 88 x 28	100	198	20		\$8717
FCC40R7224HOS	24 x 82 x 28	100	189	20		\$8477
FCC40R7820HOS	20 x 88 x 28	92.5	188	17		\$8297
FCC40R7220HOS	20 x 82 x 28	92.5	179	17		\$8074

Standard with **offset 40" lateral box/file** pedestal on **right**.

NOT ON CONTRACT

Required Specifications

Top finish
 Body finish

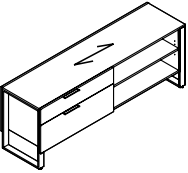
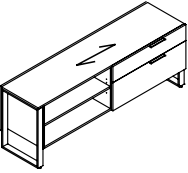
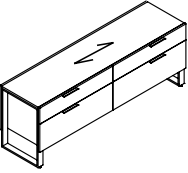
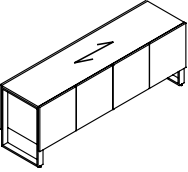

Optional Specifications

Grommet

FULL STORAGE CREDENZAS - NOTES

D x W x H

- Horizontal grain direction is standard on all engineered finishes.
- Tops are 3/4" thick with flat edge.
- All pedestals are suspended 7.5" off the floor by an open framed leg, and can be installed flush or offset
- Handles are standard on all drawer fronts
- Doors will open with touch latch.
- Units placed on the Left have the handle offset from the center to the left, and the lock is placed on the left side panel.
- Units placed on the right have the handle offset from the center to the right, and the lock is placed on the right side panel
- Modesty panels are available in wood or glass
- **NOTE:** Arrow indicates direction of grain

FULL STORAGE CREDENZAS	MODEL#	DIMENSIONS	FREIGHT CLASS	WT/LBS.	CUBIC FT.	LIST PRICE
 <p>Storage Credenza</p>	FCC7424HO	24 x 74.5 x 26.75	125	203	29	\$7332
	FCC6424HO	24 x 64.5 x 26.75	125	186	25	\$6463
	FCC7420HO	20 x 74.5 x 26.75	125	187	24	\$6985
	FCC6420HO	20 x 64.5 x 26.75	100	171	21	\$6145
Standard with lateral box/file on left and open storage on right . Handle and lock on left.						
 <p>Storage Credenza</p>	FCC7424OH	24 x 74.5 x 26.75	125	203	29	\$7332
	FCC6424OH	24 x 64.5 x 26.75	125	186	25	\$6463
	FCC7420OH	20 x 74.5 x 26.75	125	187	24	\$6985
	FCC6420OH	20 x 64.5 x 26.75	100	171	21	\$6145
Standard with open storage on left and lateral box/file on right . Handle and lock on right.						
 <p>Storage Credenza</p>	FCC7424HH	24 x 74.5 x 26.75	125	265	29	\$8321
	FCC6424HH	24 x 64.5 x 26.75	100	238	25	\$7291
	FCC7420HH	20 x 74.5 x 26.75	92.5	251	24	\$7924
	FCC6420HH	20 x 64.5 x 26.75	92.5	226	21	\$6947
Standard with lateral box/file on left and right . Handles and locks on left and right.						
 <p>Storage Credenza</p>	FCC7420G	24 x 74.5 x 26.75	150	171	29	\$7282
	FCC6424M	24 x 64.5 x 26.75	125	152	25	\$6599
	FCC7420G	20 x 74.5 x 26.75	125	153	24	\$6691
	FCC6420M	20 x 64.5 x 26.75	125	136	21	\$6068
Standard with four doors and adjustable shelves on left and right .						
 <p>Storage Credenza</p>	FCC3624G	24 x 36 x 26.75	150	171	29	\$4553
	FCC3024M	24 x 30 x 26.75	125	152	25	\$3795
	FCC3620G	20 x 36 x 26.75	125	153	24	\$4069
	FCC3020M	20 x 30 x 26.75	125	136	21	\$3391
Standard with two doors and adjustable shelves .						

Required Specifications

Top finish
Body finish

Optional Specifications

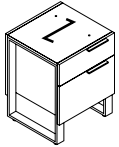
Grommet

MODULAR STORAGE - NOTES

D x W x H

- Horizontal grain direction is standard on all engineered finishes.
- All pedestals are suspended 7.5" off the floor by an open framed leg, and can be installed flush or offset
- Pedestals are handed:
 - Left pedestals have the handle offset from the center to the right, and the lock is placed on the right gable
 - Right pedestals have the handle offset from the center to the left, and the lock is placed on the left gable
- All modular pedestals have pre-drilled holes on the top for easy connection to worksurface.
- **NOTE:** Arrow indicates direction of grain

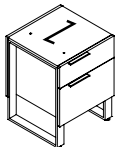
MODULAR STORAGE	MODEL#	DIMENSIONS	FREIGHT CLASS	WT./LBS.	CUBIC FT.	LIST PRICE
-----------------	--------	------------	---------------	----------	-----------	------------



Box/File Pedestal - LEFT

F2036BL	36 x 20.5 x 26.75	100	99	11	\$384
F2030BL	30 x 20.5 x 26.75	100	90	10	\$177
F2024BL	24 x 20.5 x 26.75	92.5	83	8	\$356
F2020BL	20 x 20.5 x 26.75	92.5	78	7	\$3744

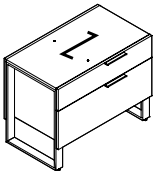
For use under a freestanding desk or credenza. Top pre-drilled to attach to worksurface. One **box/file** drawer.



Box/File Pedestal - RIGHT

F2036BR	36 x 20.5 x 26.75	100	99	11	\$4384
F2030BR	30 x 20.5 x 26.75	100	90	10	\$4177
F2024BR	24 x 20.5 x 26.75	92.5	83	8	\$3936
F2020BR	20 x 20.5 x 26.75	92.5	78	7	\$3744

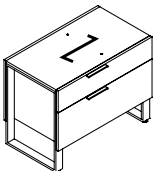
For use under a freestanding desk or credenza. Top pre-drilled to attach to worksurface. One **box/file** drawer.



Lateral Box/File Pedestal - LEFT

F4024HL	24 x 40 x 26.75	125	121	16	\$5154
F3524HL	24 x 35 x 26.75	125	111	14	\$4869
F4020HL	20 x 40 x 26.75	100	113	13	\$5000
F3520HL	20 x 35 x 26.75	100	104	11	\$4636

For use under a freestanding desk or credenza. Top pre-drilled to attach to worksurface. One **lateral box/file** drawer.



Lateral Box/File Pedestal - RIGHT

F4024HR	24 x 40 x 26.75	125	121	16	\$5154
F3524HR	24 x 35 x 26.75	125	111	14	\$4869
F4020HR	20 x 40 x 26.75	100	113	13	\$5000
F3520HR	20 x 35 x 26.75	100	104	11	\$4636

For use under a freestanding desk or credenza. Top pre-drilled to attach to worksurface. One **lateral box/file** drawer.

Required Specifications

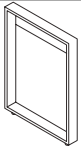
Front finish
Top/body finish

Optional Specifications

Grommet

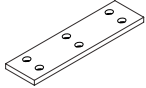
MODULAR STORAGE

MODEL# DIMENSIONS FREIGHT CLASS WT./LBS. CUBIC FT. LIST PRICE



Frame Leg

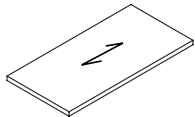
	D x W x H					
FLEG36	2.5 x 36 x 27.5	250	6	3		\$1183
FLEG30	2.5 x 30 x 27.5	250	6	3		\$1084
FLEG24	2.5 x 24 x 27.5	250	5	2		\$1004
FLEG20	2.5 x 20 x 27.5	250	5	2		\$919



Top Connecting Bracket

FCON36	31 x 10 x .75	150	4	1		\$249
FCON30	25 x 10 x .75	150	4	1		\$230
FCON24	19 x 10 x .75	250	3	1		\$225
FCON20	15 x 10 x .75	250	3	1		\$208

F8436T	36 x 84 x 1.5	60	95	3		\$327
F7836T	36 x 78 x 1.5	65	88	3		\$325
F7236T	36 x 72 x 1.5	65	82	3		\$291
F8430T	30 x 84 x 1.5	65	80	3		\$2720
F7830T	30 x 78 x 1.5	65	73	3		\$2536
F7230T	30 x 72 x 1.5	60	67	2		\$2321
F6630T	30 x 66 x 1.5	60	62	2		\$2149
F6030T	30 x 60 x 1.5	65	56	2		\$1960
F5430T	30 x 54 x 1.5	65	51	2		\$1771
F8424T	24 x 84 x 1.5	60	82	2		\$2417
F7824T	24 x 78 x 1.5	60	76	2		\$2244
F7424T	24 x 74 x 1.5	65	58	2		\$2129
F7224T	24 x 72 x 1.5	65	53	2		\$2005
F6624T	24 x 66 x 1.5	65	51	2		\$1929
F6424T	24 x 64 x 1.5	65	49	2		\$1807
F6024T	24 x 60 x 1.5	65	47	2		\$1689
F5424T	24 x 54 x 1.5	65	42	2		\$1566
F4824T	24 x 48 x 1.5	60	38	1		\$1447
F4224T	24 x 42 x 1.5	60	34	1		\$1269
F8420T	20 x 84 x 1.5	60	64	2		\$2226
F7820T	20 x 78 x 1.5	60	60	2		\$2064
F7420T	20 x 74 x 1.5	65	51	2		\$1960
F7220T	20 x 72 x 1.5	65	51	2		\$1841
F6620T	20 x 66 x 1.5	65	49	2		\$1782
F6420T	20 x 64 x 1.5	65	47	2		\$1680
F6020T	20 x 60 x 1.5	65	45	2		\$1561
F5420T	20 x 54 x 1.5	60	40	1		\$1444
F4820T	20 x 48 x 1.5	60	36	1		\$1328
F4220T	20 x 42 x 1.5	60	31	1		\$1163



Modular Top*

3/4" top with flat edge. 3/4" subtop inset 2.5" all around. For crossgrain veneer pattern, add **(CG)** to the end of the product code. When connecting two tops together, a connecting bracket must be specified. Use the width of the smallest top to determine the correct bracket size (i.e. for a 20"D top, order FCON20). Optional grommet may be specified.

NOT A CONTRACT

Required Specifications
Top finish*



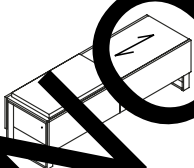
Optional Specifications
Grommet*

FREESTANDING STORAGE - NOTES

D x W x H

- Horizontal grain direction is standard on all engineered finishes.
- All pedestals are suspended 7.5" off the floor by an open framed leg, and can be installed flush or offset
- Pedestals are handed:
 - Left pedestals have the handle offset from the center to the right, and the lock is placed on the right gable
 - Right pedestals have the handle offset from the center to the left, and the lock is placed on the left gable
- Bench drawers do not come with a handle. They open by pulling the bottom edge of the drawer.
- Cushions will be field installed. On double width benches, the cushion can either be installed left or right.
- On mobile pedestals, the lock will be placed on the right gable.
- **NOTE:** Arrow indicates direction of grain

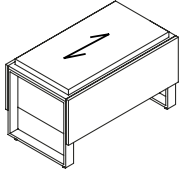
FREESTANDING STORAGE

	MODEL#	DIMENSIONS	FREIGHT CLASS	WT./LBS.	CUBIC FT.	LIS PRICE
 <p>2H Lateral File Pedestal - LEFT</p>	FN3524L	24 x 35 x 32	100	152	17	\$5089
	FN3520L	20 x 35 x 32	100	144	15	\$5089
 <p>2H Lateral File Pedestal - RIGHT</p>	FN3524R	24 x 35 x 32	100	152	17	\$5348
	FN3520R	20 x 35 x 32	100	144	15	\$5089
 <p>3H Lateral File Pedestal - LEFT</p>	FN35243L	24 x 35 x 44.5	92.5	220	22	\$6808
	FN35203L	20 x 35 x 44.5	92.5	212	19	\$6506
 <p>3H Lateral File Pedestal - RIGHT</p>	FN35243R	24 x 35 x 44.5	92.5	220	22	\$6808
	FN35203R	20 x 35 x 44.5	92.5	212	19	\$6506
 <p>Bench, Two File Drawers w/Cushion*</p>	FBENKK6420	20 x 64.5 x 21	100	167	17	\$5836
<p>With two file drawers and cushion. Standard in grade 2 seating fabric. Locks on left and right.</p>						

Required Specifications

- Front finish
- Top/body finish
- Fabric*

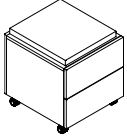
FREESTANDING STORAGE



Bench, One File Drawer w/Cushion

MODEL#	DIMENSIONS D x W x H	FREIGHT CLASS	WT/LBS.	CUBIC FT.	LIST PRICE
FBENK3520	20 x 35 x 21	92.5	99	9	\$4239

With **one file drawer** and **cushion**. Standard in grade 2 seating fabric. Lock on right.



Mobile Box/Box Pedestal w/Cushion

F20BMCU	20 x 20.5 x 20.5	70	87	5	\$2878
---------	------------------	----	----	---	---------------

With **two box drawers** and **cushion**. Standard in grade 2 seating fabric. Lock on right. Casters and locking.

NOT ON CONTRACT

Required Specifications

- Front finish
- Top/body finish
- Fabric

RETURNS - NOTES

D x W x H

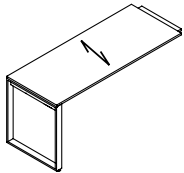
- Horizontal grain direction is standard on all engineered finishes.
- Tops are constructed with two 3/4" thick panels, laminated together to create a total thickness of 1.5".
- Returns can be connected to wall credenzas and single pedestal desks
- All pedestals are suspended 7.5" off the floor by an open framed leg, and can be installed flush or offset
- Pedestals are handed:
 - Left pedestals have the handle offset from the center to the right, and the lock is placed on the left gable.
 - Right pedestals have the handle offset from the center to the left, and the lock is placed on the right gable.
- The standard grain direction on return tops is cross grain (**CG**). To remove cross grain veneer pattern on top, delete suffix "**CG**" from the model number (no upcharge).
- One Connecting Bracket is included.
- **NOTE:** Arrow indicates direction of grain

RETURNS

MODEL# DIMENSIONS FREIGHT CLASS WT/LBS. CUBIC FT. LIS PRICE

D x W x H

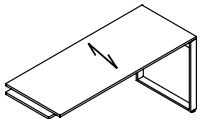
FERL6624CG	24 x 66 x 28	85	59	4	
FERL6024CG	24 x 60 x 28	85	55	4	\$3361
FERL5424CG	24 x 54 x 28	85	50	4	\$3177
FERL4824CG	24 x 48 x 28	70	46	3	\$3047
FERL4224CG	24 x 42 x 28	85	42	3	\$2511
FERL6620CG	20 x 66 x 28	85	57	4	\$3276
FERL6020CG	20 x 60 x 28	85	53	4	\$3056
FERL5420CG	20 x 54 x 28	70	48	3	\$2887
FERL4820CG	20 x 48 x 28	85	44	3	\$2770
FERL4220CG	20 x 42 x 28	85	39	3	\$2281



Executive Return - LEFT

Return has **no pedestal**. For use with right handed single pedestal desks, credenzas, or desk shells.

FERR6624CG	24 x 66 x 28	85	59	4	\$3603
FERR6024CG	24 x 60 x 28	85	55	4	\$3361
FERR5424CG	24 x 54 x 28	85	50	4	\$3177
FERR4824CG	24 x 48 x 28	70	46	3	\$3047
FERR4224CG	24 x 42 x 28	85	42	3	\$2511
FERR6620CG	20 x 66 x 28	85	57	4	\$3276
FERR6020CG	20 x 60 x 28	85	53	4	\$3056
FERR5420CG	20 x 54 x 28	70	48	3	\$2887
FERR4820CG	20 x 48 x 28	85	44	3	\$2770
FERR4220CG	20 x 42 x 28	85	39	3	\$2281



Executive Return - RIGHT

Return has **no pedestal**. For use with left handed single pedestal desks, credenzas, or desk shells.

FERL6624BCG	24 x 66 x 28	85	137	10	\$6014
FERL6024BCG	24 x 60 x 28	85	133	10	\$5781
FERL5424BCG	24 x 54 x 28	85	128	10	\$5656
FERL4824BCG	24 x 48 x 28	85	124	9	\$5537
FERL4224BCG	24 x 42 x 28	85	120	9	\$5362
FERL6620BCG	20 x 66 x 28	85	130	9	\$5729
FERL6020BCG	20 x 60 x 28	85	126	9	\$5508
FERL5420BCG	20 x 54 x 28	70	121	8	\$5388
FERL4820BCG	20 x 48 x 28	85	117	8	\$5275
FERL4220BCG	20 x 42 x 28	85	112	8	\$5108

Return has **flush box/file pedestal** on the **left**. For use with right handed single pedestal desks, credenzas, or desk shells.

Required Specifications

Top finish
Body finish

Optional Specifications

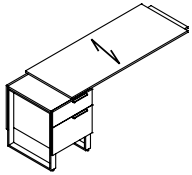
Grommet

EXECUTIVE RETURNS

MODEL# DIMENSIONS FREIGHT CLASS WT/LBS. CUBIC FT. LIST PRICE

D x W x H

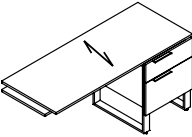
FERL6624BOSCG	24 x 76 x 28	85	137	10	\$6661
FERL6024BOSCG	24 x 70 x 28	85	133	10	\$5781
FERL5424BOSCG	24 x 64 x 28	85	128	10	\$5656
FERL4824BOSCG	24 x 58 x 28	85	124	9	\$5537
FERL4224BOSCG	24 x 52 x 28	85	120	9	\$5362
FERL6620BOSCG	20 x 76 x 28	85	130	9	\$6053
FERL6020BOSCG	20 x 70 x 28	85	126	9	\$5508
FERL5420BOSCG	20 x 64 x 28	70	121	8	\$5388
FERL4820BOSCG	20 x 58 x 28	85	117	8	\$5275
FERL4220BOSCG	20 x 52 x 28	85	112	8	\$5108



Executive Return - LEFT

Return has **offset box/file pedestal** on the **left**. For use with right handed single pedestal desks, credenzas, or desk shells.

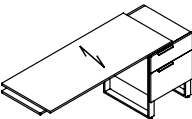
FERR6624BCG	24 x 66 x 28	85	137	10	\$6114
FERR6024BCG	24 x 60 x 28	85	133	10	\$5281
FERR5424BCG	24 x 54 x 28	85	128	10	\$5156
FERR4824BCG	24 x 48 x 28	85	124	9	\$5037
FERR4224BCG	24 x 42 x 28	85	120	9	\$4862
FERR6620BCG	20 x 66 x 28	85	130	9	\$5729
FERR6020BCG	20 x 60 x 28	85	126	9	\$5208
FERR5420BCG	20 x 54 x 28	70	121	8	\$5088
FERR4820BCG	20 x 48 x 28	85	117	8	\$4975
FERR4220BCG	20 x 42 x 28	85	112	8	\$4808



Executive Return - RIGHT

Return has **flush box/file pedestal** on the **right**. For use with left-handed single pedestal desks, credenzas, or desk shells.

FERR6624BOSCG	24 x 76 x 28	85	137	10	\$6661
FERR6024BOSCG	24 x 70 x 28	85	133	10	\$5781
FERR5424BOSCG	24 x 64 x 28	85	128	10	\$5656
FERR4824BOSCG	24 x 58 x 28	85	124	9	\$5537
FERR4224BOSCG	24 x 52 x 28	85	120	9	\$5362
FERR6620BOSCG	20 x 76 x 28	85	130	9	\$6053
FERR6020BOSCG	20 x 70 x 28	85	126	9	\$5508
FERR5420BOSCG	20 x 64 x 28	70	121	8	\$5388
FERR4820BOSCG	20 x 58 x 28	85	117	8	\$5275
FERR4220BOSCG	20 x 52 x 28	85	112	8	\$5108



Executive Return - RIGHT

Return has **offset box/file pedestal** on the **right**. For use with left-handed single pedestal desks, credenzas, or desk shells.

NOT

Required Specifications

Top finish
Body finish

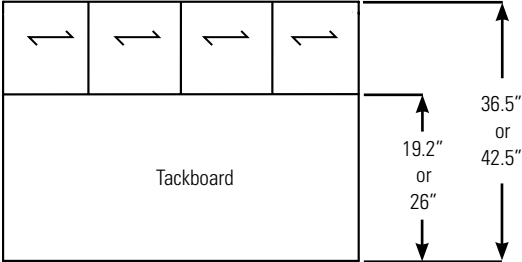
Optional Specifications

Grommet

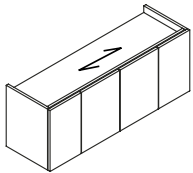
WALL-MOUNTED STORAGE - NOTES

D x W x H

- Horizontal grain direction is standard on all engineered finishes.
- Wall Mount Overheads have a 2" deep valance on top and bottom and it can accommodate LED or T5 lighting in either location
- Tackboards are installed flush.
- Standard Heights for Tackboards are:
 - 19.2" (overall height above worksurface = 36.5")
 - 26" (overall height above worksurface = 42.5")
- **NOTE:** Arrow indicates direction of grain



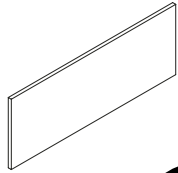
WALL-MOUNTED STORAGE



Wall Mount Storage w/Doors

MODEL# DIMENSIONS FREIGHT CLASS WT/LB CUB. LIST PRICE

FSF74	15 x 74.5 x 18.5	125	103	13	\$3904
FSF72	15 x 72 x 18.5	100	101	12	\$3746
FSF66	15 x 66 x 18.5	100	94		\$3523
FSF64	15 x 64.5 x 18.5	100	93	11	\$3449
FSF60	15 x 60 x 18.5	100	88	10	\$3304
FSF54	15 x 54 x 18.5	100	80	9	\$3148
FSF48	15 x 48 x 18.5	100	74	8	\$2862



Wall Mount Tackboard*

FTS74H26	.75 x 74.5 x 26	100	17	2	\$1183
FTS72H26	.75 x 72 x 26	70	16	1	\$1092
FTS66H26	.75 x 66 x 26	85	14	1	\$1004
FTS64H26	.75 x 64.5 x 26	85	13	1	\$972
FTS60H26	.75 x 60 x 26	85	13	1	\$909
FTS54H26	.75 x 54 x 26	85	13	1	\$820
FTS48H26	.75 x 48 x 26	85	13	1	\$729
FTS74	.75 x 74.5 x 19.2	85	13	1	\$908
FTS72	.75 x 72 x 19.2	85	12	1	\$839
FTS66	.75 x 66 x 19.2	92.5	11	1	\$765
FTS64	.75 x 64.5 x 19.2	92.5	11	1	\$726
FTS60	.75 x 60 x 19.2	92.5	10	1	\$699
FTS54	.75 x 54 x 19.2	92.5	10	1	\$633
FTS48	.75 x 48 x 19.2	92.5	10	1	\$564

Required Specifications

- Front finish
- Top/body finish
- Fabric*

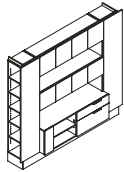
WORK WALLS - NOTES

D x W x H

- Horizontal grain direction is standard on all engineered finishes.
- Tackboards and tasklights must be specified
- When the tackboard option is specified, the price includes a tackboard for each niche of the Work Wall.
- When the Task Light option is specified, the price includes LED Tasklight installed in the top of each niche. If more than one niche is needed in the configuration, remote on/off switch is included for simultaneous operation.
- All Storage Doors open with touch latch
- Side access to open storage or wardrobe - front panels are fixed.
- Standard heights are 26.5", 56", 70" and 84"
- Walls are available in 15" increments starting at 95" (i.e. 110", 125" 140", 155")
- Wall credenzas are only available in 90" width
- Cantilevered storage units are side locking
- For modifications to the wall configurations, size or finish, please contact customer care.

WORK WALLS - 84" H

MODEL# DIMENSIONS FREIGHT CLASS WT./LBS. CUBIC FT. LIST PRICE

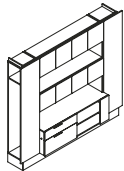


Work Wall - 95"W

FW9584-1L 20 x 95 x 84 100 634 79 **\$25919**

Vertical storage with 5 adjustable shelves, 60" wide wall credenza with adjustable shelf and box/file, 60" wide niche, 60" wide single height storage, 60" wide niche, 60" wide single height storage, wardrobe with coat hook and hat shelf.

- To add tackboard to niche, add **TB** to end of product code. **Add \$1930** to list price for grades 1-3. Add **\$2316** for grades 4-5.
- To add LED light to niche, add **LT** to end of product code. **Add \$2027** to list price.

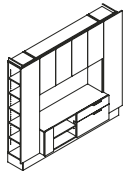


Work Wall - 95"W

FW9584-1R 20 x 95 x 84 100 634 79 **\$25919**

Wardrobe with coat hook and hat shelf, 60" wide wall credenza with box/file and adjustable shelf, 60" wide niche, 60" wide single height storage, 60" wide niche, 60" wide single height storage, vertical storage with 5 adjustable shelves.

- To add tackboard to niche, add **TB** to end of product code. **Add \$1930** to list price for grades 1-3. Add **\$2316** for grades 4-5.
- To add LED light to niche, add **LT** to end of product code. **Add \$2027** to list price.



Work Wall - 95"W

FW9584-1L 20 x 95 x 84 125 568 77 **\$22787**

Vertical storage with 5 adjustable shelves, 60" wide wall credenza with adjustable shelf and box/file, 60" wide double height niche, 60" wide double height storage, wardrobe with coat hook and hat shelf.

- To add tackboard to niche, add **TB** to end of product code. **Add \$1198** to list price for grades 1-3. Add **\$1438** for grades 4-5.
- To add LED light to niche, add **LT** to end of product code. **Add \$819** to list price.

Required Specifications

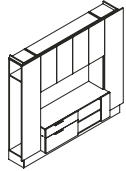
Front finish
 Top/body finish
 Cubby interior finish

Optional Specifications

Grommet
 LED light
 Tackboard

WORK WALLS - 84"H

MODEL# DIMENSIONS FREIGHT CLASS WT./LBS. CUBIC FT. LIST PRICE

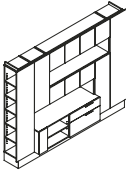


Work Wall - 95\"/>

MODEL#	D x W x H	FREIGHT CLASS	WT./LBS.	CUBIC FT.	LIST PRICE
FW9584-2R	20 x 95 x 84	125	568	77	\$22787

Wardrobe with coat hook and hat shelf, 60" wide wall credenza with box/file and adjustable shelf, 60" wide double height niche, 60" wide double height storage, vertical storage with 5 adjustable shelves.

- To add tackboard to niche, add **TB** to end of product code. **Add \$1198** to list price for grades 1-3. Add **\$1438** for grades 4-5.
- To add LED light to niche, add **LT** to end of product code. **Add \$819** to list price.

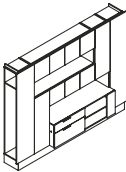


Work Wall - 110\"/>

FW11084-1L	20 x 110 x 84	100	741	91	\$29510
------------	---------------	-----	-----	----	----------------

Vertical storage with 5 adjustable shelves, 60" wide wall credenza with adjustable shelf and box/file, 60" wide niche, triple height storage, 45" wide single height storage, 60" wide niche, 60" wide single height storage, triple height storage, wardrobe with coat hook and hat shelf.

- To add tackboard to niche, add **TB** to end of product code. **Add \$1924** to list price for grades 1-3. Add **\$2309** for grades 4-5.
- To add LED light to niche, add **LT** to end of product code. **Add \$819** to list price.

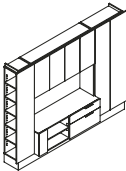


Work Wall - 110\"/>

FW11084-1R	20 x 110 x 84	100	741	91	\$29510
------------	---------------	-----	-----	----	----------------

Wardrobe with coat hook and hat shelf, triple height storage, 60" wide niche, 60" wide single height storage, 60" wide wall credenza with box/file and adjustable shelf, 60" wide niche, 45" wide single height storage, triple height storage, vertical storage with 5 adjustable shelves.

- To add tackboard to niche, add **TB** to end of product code. **Add \$1924** to list price for grades 1-3. Add **\$2309** for grades 4-5.
- To add LED light to niche, add **LT** to end of product code. **Add \$2030** to list price.

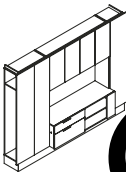


Work Wall - 110\"/>

FW11084-2L	20 x 110 x 84	125	628	88	\$25185
------------	---------------	-----	-----	----	----------------

Vertical storage with 5 adjustable shelves, 60" wide wall credenza with adjustable shelf and box/file, 60" wide double height niche, 60" wide double height storage, double depth wardrobe with coat rod and hat shelf.

- To add tackboard to niche, add **TB** to end of product code. **Add \$1196** to list price for grades 1-3. Add **\$1435** for grades 4-5.
- To add LED light to niche, add **LT** to end of product code. **Add \$819** to list price.



Work Wall - 110\"/>

FW11084-2R	20 x 110 x 84	125	628	88	\$25185
------------	---------------	-----	-----	----	----------------

Double depth wardrobe with coat rod and hat shelf, 60" wide wall credenza with adjustable shelf and box/file, 60" wide double height niche, 60" wide double height storage, vertical storage with 5 adjustable shelves.

- To add tackboard to niche, add **TB** to end of product code. **Add \$1196** to list price for grades 1-3. Add **\$1435** for grades 4-5.
- To add LED light to niche, add **LT** to end of product code. **Add \$819** to list price.

NOT A CONTRACT

Required Specifications

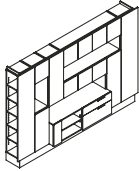
- Front finish
- Top/body finish
- Cubby interior finish

Optional Specifications

- Grommet
- LED light
- Tackboard

WORK WALLS - 84"H

MODEL# DIMENSIONS FREIGHT CLASS WT/LBS. CUBIC FT. LIST PRICE

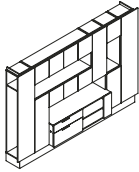


Work Wall - 125"W

D x W x H	
FW12584-1L	20 x 125 x 84 100 858 103 \$33132

Vertical storage with 5 adjustable shelves, 15" wide double height niche, single height storage, 60" wide wall credenza with adjustable shelf and box/file, 60" wide niche, triple height storage, 45" wide single height storage, 60" wide niche, 60" wide single height storage, triple height storage, wardrobe with coat hook and hat shelf.

- To add tackboard to niche, add **TB** to end of product code. **Add \$2350** to list price for grades 1-3. Add **\$2821** for grades 4-5.
- To add LED light to niche, add **LT** to end of product code. **Add \$2358** to list price.

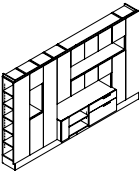


Work Wall - 125"W

FW12584-1R	20 x 125 x 84 100 858 103 \$33132
------------	--

Wardrobe with coat hook and hat shelf, triple height storage, 60" wide niche, single height storage, 60" wide wall credenza with box/file and adjustable shelf, 60" wide niche, 45" wide single height storage, triple height storage, 15" wide double height niche, single height storage, vertical storage with 5 adjustable shelves.

- To add tackboard to niche, add **TB** to end of product code. **Add \$2350** to list price for grades 1-3. Add **\$2821** for grades 4-5.
- To add LED light to niche, add **LT** to end of product code. **Add \$2358** to list price.

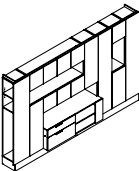


Work Wall - 140"W

FW14084-1L	20 x 140 x 84 100 936 115 \$35732
------------	--

Vertical storage with 5 adjustable shelves, triple height storage, 15" wide double height niche, single height storage, vertical storage with 5 adjustable shelves, 60" wide wall credenza with adjustable shelf and box/file, 60" wide niche, triple height storage cabinet, 45" wide single height storage, 60" wide niche, 60" wide single height storage, double depth wardrobe with coat rod and two shelves.

- To add tackboard to niche, add **TB** to end of product code. **Add \$2350** to list price for grades 1-3. Add **\$2821** for grades 4-5.
- To add LED light to niche, add **LT** to end of product code. **Add \$2357** to list price.



Work Wall - 140"W

FW14084-1R	20 x 140 x 84 100 936 115 \$35732
------------	--

Double depth wardrobe with coat rod and two shelves, 60" wide niche, 60" wide single height storage, 60" wide wall credenza with box/file and adjustable shelf, 60" wide niche, 45" wide single height storage, triple height storage, vertical storage with 5 adjustable shelves, triple height storage, 15" wide double height niche, single height storage, vertical storage with 5 adjustable shelves.

- To add tackboard to niche, add **TB** to end of product code. **Add \$2350** to list price for grades 1-3. Add **\$2821** for grades 4-5.
- To add LED light to niche, add **LT** to end of product code. **Add \$2357** to list price.

Required Specifications

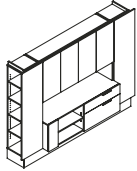
Front finish
 Top/body finish
 Cubby interior finish

Optional Specifications

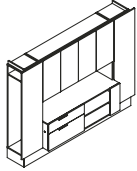
Grommet
 LED light
 Tackboard

NOT ON CONTRACT

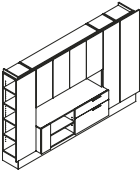
WORK WALLS - 70" H



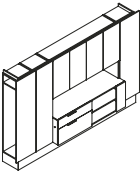
Work Wall - 95"W



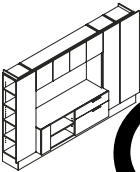
Work Wall - 95"W



Work Wall - 110"W



Work Wall - 110"W



Work Wall - 110"W

MODEL#	DIMENSIONS	FREIGHT CLASS	WT./LBS.	CUBIC FT.	LIST PRICE
--------	------------	---------------	----------	-----------	------------

D x W x H

FW9570-1L	20 x 95 x 70	125	523	66	\$21754
-----------	--------------	-----	-----	----	---------

Vertical storage with 4 adjustable shelves, 60" wide wall credenza with adjustable shelf and box/file, 60" wide niche, 60" wide double height storage, wardrobe with coat hook and hat shelf.

- To add tackboard to niche, add **TB** to end of product code. **Add \$966** to list price for grades 1-3. Add **\$1160** for grades 4-5.
- To add LED light to niche, add **LT** to end of product code. **Add \$817** to list price.

FW9570-1R	20 x 95 x 70	125	523	66	\$21754
-----------	--------------	-----	-----	----	---------

Wardrobe with coat hook and hat shelf, 60" wide wall credenza with box/file and adjustable shelf, 60" wide niche, 60" wide double height storage, vertical storage with 4 adjustable shelves.

- To add tackboard to niche, add **TB** to end of product code. **Add \$966** to list price for grades 1-3. Add **\$1160** for grades 4-5.
- To add LED light to niche, add **LT** to end of product code. **Add \$817** to list price.

FW11070-1L	20 x 110 x 70	100	618	76	\$23751
------------	---------------	-----	-----	----	---------

Vertical storage with 4 adjustable shelves, 60" wide wall credenza with adjustable shelf and box/file, 60" wide niche, 60" wide double height storage, vertical storage with 4 adjustable shelves, wardrobe with coat hook and hat shelf.

- To add tackboard to niche, add **TB** to end of product code. **Add \$963** to list price for grades 1-3. Add **\$1155** for grades 4-5.
- To add LED light to niche, add **LT** to end of product code. **Add \$817** to list price.

FW11070-1R	20 x 110 x 70	100	618	76	\$23751
------------	---------------	-----	-----	----	---------

Wardrobe with coat hook and hat shelf, vertical storage with 4 adjustable shelves, 60" wide wall credenza with box/file and adjustable shelf, 60" wide niche, 60" wide double height storage, vertical storage with 4 adjustable shelves.

- To add tackboard to niche, add **TB** to end of product code. **Add \$963** to list price for grades 1-3. Add **\$1155** for grades 4-5.
- To add LED light to niche, add **LT** to end of product code. **Add \$817** to list price.

FW11070-2L	20 x 110 x 70	125	586	76	\$22383
------------	---------------	-----	-----	----	---------

Vertical storage with 4 adjustable shelves, 60" wide wall credenza with adjustable shelf and box/file, 60" wide double height niche, 60" wide single height storage, vertical storage with 4 adjustable shelves, wardrobe with coat hook and hat shelf.

- To add tackboard to niche, add **TB** to end of product code. **Add \$1193** to list price for grades 1-3. Add **\$1432** for grades 4-5.
- To add LED light to niche, add **LT** to end of product code. **Add \$819** to list price.

Required Specifications

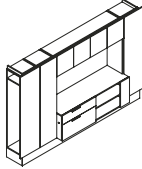
Front finish
Top/body finish
Cubby interior finish

Optional Specifications

Grommet
LED light
Tackboard

WORK WALLS - 70" H

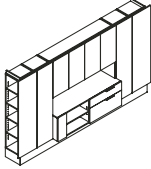
MODEL# DIMENSIONS FREIGHT CLASS WT/LBS. CUBIC FT. LIST PRICE



Work Wall - 110" W

D x W x H
 FW11070-2R 20 x 110 x 70 125 586 76 **\$22383**

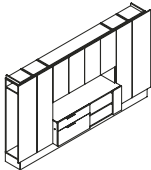
Wardrobe with coat hook and hat shelf, vertical storage with 4 adjustable shelves, 60" wide wall credenza with box/file and adjustable shelf, 60" wide double height niche, 60" wide single height storage, vertical storage with 4 adjustable shelves.
 • To add tackboard to niche, add **TB** to end of product code. **Add \$1193** to list price for grades 1-3. Add **\$1432** for grades 4-5.
 • To add LED light to niche, add **LT** to end of product code. **Add \$819** to list price.



Work Wall - 125" W

FW12570-1L 20 x 125 x 70 100 713 85 **\$1955**

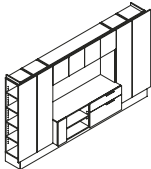
Vertical storage with 4 adjustable shelves, vertical storage with 4 adjustable shelves, 60" wide wall credenza with adjustable shelf and box/file, 60" wide niche, 60" wide double height storage, vertical storage with 4 adjustable shelves, wardrobe with coat hook and hat shelf.
 • To add tackboard to niche, add **TB** to end of product code. **Add \$966** to list price for grades 1-3. Add **\$1160** for grades 4-5.
 • To add LED light to niche, add **LT** to end of product code. **Add \$819** to list price.



Work Wall - 125" W

FW12570-1R 20 x 125 x 70 100 713 85 **\$24955**

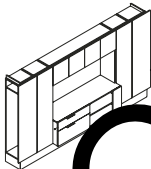
Wardrobe with coat hook and hat shelf, vertical storage with 4 adjustable shelves, 60" wide wall credenza with box/file and adjustable shelf, 60" wide niche, 60" wide double height storage, vertical storage with 4 adjustable shelves, vertical storage with 4 adjustable shelves.
 • To add tackboard to niche, add **TB** to end of product code. **Add \$966** to list price for grades 1-3. Add **\$1160** for grades 4-5.
 • To add LED light to niche, add **LT** to end of product code. **Add \$819** to list price.



Work Wall - 125" W

FW12570-2L 20 x 125 x 70 100 681 85 **\$23583**

Vertical storage with 4 adjustable shelves, vertical storage with 4 adjustable shelves, 60" wide wall credenza with adjustable shelf and box/file, 60" wide double height niche, 60" wide single height storage, vertical storage with 4 adjustable shelves, wardrobe with coat hook and hat shelf.
 • To add tackboard to niche, add **TB** to end of product code. **Add \$1196** to list price for grades 1-3. Add **\$1435** for grades 4-5.
 • To add LED light to niche, add **LT** to end of product code. **Add \$819** to list price.



Work Wall - 125" W

FW12570-2R 20 x 125 x 70 100 681 85 **\$23583**

Wardrobe with coat hook and hat shelf, vertical storage with 4 adjustable shelves, 60" wide wall credenza with box/file and adjustable shelf, 60" wide double height niche, 60" wide single height storage, vertical storage with 4 adjustable shelves, vertical storage with 4 adjustable shelves.
 • To add tackboard to niche, add **TB** to end of product code. **Add \$1196** to list price for grades 1-3. Add **\$1435** for grades 4-5.
 • To add LED light to niche, add **LT** to end of product code. **Add \$819** to list price.

NOT A CONTRACT

Required Specifications

Front finish
 Top/body finish
 Cubby interior finish

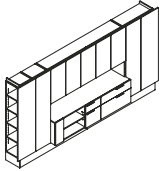
Optional Specifications

Grommet
 LED light
 Tackboard

WORK WALLS - 70"H

MODEL# DIMENSIONS FREIGHT CLASS WT/LBS. CUBIC FT. LIST PRICE

D x W x H

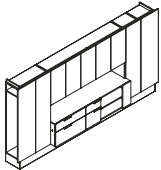


Work Wall - 140"W

FW14070-1L 20 x 140 x 70 125 750 95 **\$26997**

Vertical storage with 4 adjustable shelves, vertical storage with 4 adjustable shelves, 75" wide wall credenza with adjustable shelf, narrow box/file and box file, 75" wide single height niche, 75" wide double height storage, double depth wardrobe with coat rod and hat shelf.

- To add tackboard to niche, add **TB** to end of product code. **Add \$1210** to list price for grades 1-3. Add **\$1452** for grades 4-5.
- To add LED light to niche, add **LT** to end of product code. **Add \$1851** to list price.

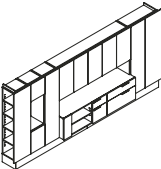


Work Wall - 140"W

FW14070-1R 20 x 140 x 70 125 750 95 **\$26997**

Double depth wardrobe with coat rod and hat shelf, 75" wide wall credenza with box/file, narrow box/file and adjustable shelf, 75" wide single height niche, 75" wide double height storage, vertical storage with 4 adjustable shelves, vertical storage with 4 adjustable shelves.

- To add tackboard to niche, add **TB** to end of product code. **Add \$1210** to list price for grades 1-3. Add **\$1452** for grades 4-5.
- To add LED light to niche, add **LT** to end of product code. **Add \$1851** to list price.

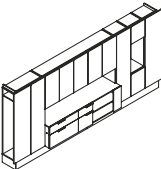


Work Wall - 155"W

FW15570-1L 20 x 155 x 70 125 849 107 **\$32612**

Vertical storage with 4 adjustable shelves, double height storage, 15" wide double height niche, single height storage, vertical storage with 4 adjustable shelves, 75" wide wall credenza with adjustable shelf, narrow box/file and box file, 75" wide niche, 75" wide double height storage, double depth wardrobe with coat rod and hat shelf.

- To add tackboard to niche, add **TB** to end of product code. **Add \$1630** to list price for grades 1-3. Add **\$1956** for grades 4-5.
- To add LED light to niche, add **LT** to end of product code. **Add \$2176** to list price.



Work Wall - 155"W

FW15570-1R 20 x 155 x 70 125 849 107 **\$32612**

Double depth wardrobe with coat rod and hat shelf, 75" wide wall credenza with box/file, narrow box/file and adjustable shelf, 75" wide niche, 75" wide double height storage, vertical storage with 4 adjustable shelves, double height storage, 15" wide double height niche, single height storage, vertical storage with 4 adjustable shelves.

- To add tackboard to niche, add **TB** to end of product code. **Add \$1630** to list price for grades 1-3. Add **\$1956** for grades 4-5.
- To add LED light to niche, add **LT** to end of product code. **Add \$2176** to list price.

NOT ON CONTRACT

Required Specifications

Front finish
Top/body finish
Cubby interior finish

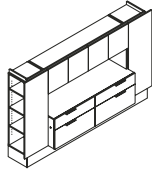
Optional Specifications

Grommet
LED light
Tackboard

WORK WALLS - 56"H

MODEL# DIMENSIONS FREIGHT CLASS WT/LBS. CUBIC FT. LIST PRICE

D x W x H

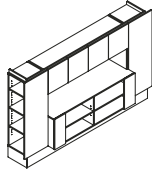


Work Wall - 95"W

FW9556-1 20 x 95 x 56 100 488 55 **\$20156**

Vertical storage with 3 adjustable shelves, 60" wide wall credenza with two box/files, 60" wide single height niche, 60" wide single height storage, vertical storage with 3 adjustable shelves.

- To add tackboard to niche, add **TB** to end of product code. **Add \$965** to list price for grades 1-3. Add **\$1159** for grades 4-5.
- To add LED light to niche, add **LT** to end of product code. **Add \$817** to list price.

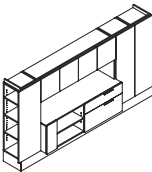


Work Wall - 95"W

FW9556-2 20 x 95 x 56 125 420 55 **\$19157**

Vertical storage with 3 adjustable shelves, 60" wide wall open credenza with two adjustable shelves, 60" wide single height niche, 60" wide single height storage, vertical storage with 3 adjustable shelves.

- To add tackboard to niche, add **TB** to end of product code. **Add \$965** to list price for grades 1-3. Add **\$1159** for grades 4-5.
- To add LED light to niche, add **LT** to end of product code. **Add \$819** to list price.

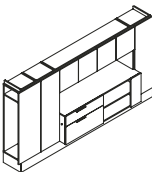


Work Wall - 110"W

FW11056-1L 20 x 110 x 56 100 533 63 **\$19755**

Vertical storage with 3 adjustable shelves, 60" wide wall credenza with adjustable shelf and box/file, 60" wide niche, 60" wide single height storage, vertical storage with 3 adjustable shelves, wardrobe with coat hook and hat shelf.

- To add tackboard to niche, add **TB** to end of product code. **Add \$965** to list price for grades 1-3. Add **\$1159** for grades 4-5.
- To add LED light to niche, add **LT** to end of product code. **Add \$817** to list price.

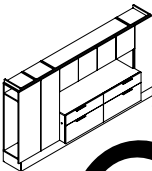


Work Wall - 110"W

FW11056-1R 20 x 110 x 56 100 533 63 **\$19755**

Wardrobe with coat hook and hat shelf, vertical storage with 3 adjustable shelves, 60" wide wall credenza with box/file and adjustable shelf, 60" wide single height niche, 60" wide single height storage, vertical storage with 3 adjustable shelves.

- To add tackboard to niche, add **TB** to end of product code. **Add \$965** to list price for grades 1-3. Add **\$1159** for grades 4-5.
- To add LED light to niche, add **LT** to end of product code. **Add \$817** to list price.



Work Wall - 110"W

FW11056-2L 20 x 110 x 56 100 549 62 **\$21753**

Wardrobe with coat hook and hat shelf, vertical storage with 3 adjustable shelves, 60" wide wall credenza with two box/files, 60" wide niche, 60" wide single height storage, vertical storage with 3 adjustable shelves.

- To add tackboard to niche, add **TB** to end of product code. **Add \$965** to list price for grades 1-3. Add **\$1160** for grades 4-5.
- To add LED light to niche, add **LT** to end of product code. **Add \$817** to list price.

NOT ON CONTRACT

NOT ON CONTRACT

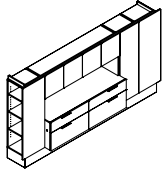
Required Specifications

Front finish
 Top/body finish
 Cubby interior finish

Optional Specifications

Grommet
 LED light
 Tackboard

WORK WALLS - 56"H

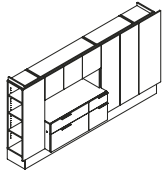


Work Wall - 110"W*

MODEL#	DIMENSIONS D x W x H	FREIGHT CLASS	WT./LBS.	CUBIC FT.	LIST PRICE
FW11056-2R	20 x 110 x 56	100	549	62	\$21753

Vertical storage with 3 adjustable shelves, 60" wide wall credenza with two box/files, 60" wide niche, 60" wide single height storage, vertical storage with 3 adjustable shelves, wardrobe with coat hook and hat shelf.

- To add tackboard to niche, add **TB** to end of product code. **Add \$965** to list price for grades 1-3. Add **\$1160** for grades 4-5.
- To add LED light to niche, add **LT** to end of product code. **Add \$817** to list price.

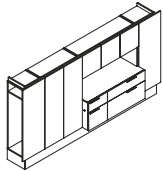


Work Wall - 110"W*

FW11056-3L	20 x 110 x 56	100	538	62	\$21558
------------	---------------	-----	-----	----	----------------

Vertical storage with 3 adjustable shelves, 45" wide wall credenza with box/file and narrow box/file, 45" wide niche, 45" wide single height storage, double width vertical storage with 3 adjustable shelves, wardrobe with coat hook and hat shelf.

- To add tackboard to niche, add **TB** to end of product code. **Add \$968** to list price for grades 1-3. Add **\$1162** for grades 4-5.
- To add LED light to niche, add **LT** to end of product code. **Add \$664** to list price.

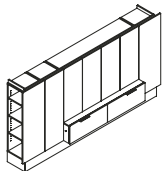


Work Wall - 110"W*

FW11056-3R	20 x 110 x 56	100	538	62	\$21558
------------	---------------	-----	-----	----	----------------

Wardrobe with coat hook and hat shelf, double width vertical storage with 3 adjustable shelves, 45" wide wall credenza with narrow box/file and box/file, 45" wide niche, 45" wide single height storage, vertical storage with 3 adjustable shelves.

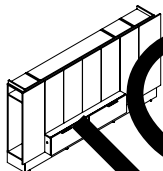
- To add tackboard to niche, add **TB** to end of product code. **Add \$968** to list price for grades 1-3. Add **\$1162** for grades 4-5.
- To add LED light to niche, add **LT** to end of product code. **Add \$664** to list price.



Work Wall - 110"W

FW11056-4L	20 x 110 x 56	100	530	61	\$20691
------------	---------------	-----	-----	----	----------------

Vertical storage with 3 adjustable shelves, vertical storage with 3 adjustable shelves, 60" wide single height wall credenza with two files, 60" wide triple height storage with 2 adjustable shelves, wardrobe with coat hook and hat shelf.



Work Wall - 110"W

FW11056-4R	20 x 110 x 56	100	530	61	\$20691
------------	---------------	-----	-----	----	----------------

Wardrobe with coat hook and hat shelf, single height 60" wide wall credenza with two files, 60" wide triple height storage with 2 adjustable shelves, vertical storage with 3 adjustable shelves, vertical storage with 3 adjustable shelves.

NOT A CONTRACT

Required Specifications

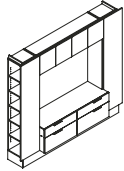
- Front finish
- Top/body finish
- Cubby interior finish

Optional Specifications

- Grommet
- LED light*
- Tackboard*

WORK WALLS - 84"H

MODEL# DIMENSIONS FREIGHT CLASS WT/LBS. CUBIC FT. LIST PRICE

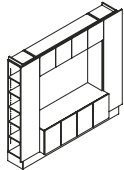


Work Wall - 95"W

D x W x H	
FW9584-20	20 x 95 x 84

Vertical storage with 5 adjustable shelves, 60" wide wall credenza with two box/files, 60" wide triple height niche, 60" wide single height storage, vertical storage with 5 adjustable shelves.

- To add tackboard to niche, add **TB** to end of product code. **Add \$1793** to list price for grades 1-3. Add **\$2152** for grades 4-5.
- To add LED light to niche, add **LT** to end of product code. **Add \$817** to list price.

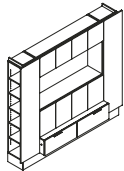


Work Wall - 95"W

FW9584-21	20 x 95 x 84	125	512	77	\$24182
-----------	--------------	-----	-----	----	---------

Vertical storage with 5 adjustable shelves, 60" wide wall credenza with two adjustable shelves, 60" wide triple height niche, 60" wide single height storage, vertical storage with 5 adjustable shelves.

- To add tackboard to niche, add **TB** to end of product code. **Add \$1793** to list price for grades 1-3. Add **\$2152** for grades 4-5.
- To add LED light to niche, add **LT** to end of product code. **Add \$817** to list price.

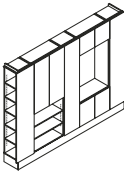


Work Wall - 95"W

FW9584-22	20 x 95 x 84	125	611	77	\$24181
-----------	--------------	-----	-----	----	---------

Vertical storage with 5 adjustable shelves, 60" wide single height wall credenza with two files, 60" wide double height storage, 60" wide double height niche, 60" wide single height storage, vertical storage with 5 adjustable shelves.

- To add tackboard to niche, add **TB** to end of product code. **Add \$1193** to list price for grades 1-3. Add **\$1432** for grades 4-5.
- To add LED light to niche, add **LT** to end of product code. **Add \$817** to list price.

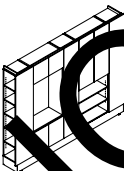


Work Wall - 110"W

FW11084-20L	15 x 110 x 84	125	659	87	\$23685
-------------	---------------	-----	-----	----	---------

Vertical storage with 5 adjustable shelves, 30" wide triple height open bookcase, 30" wide triple height double width storage, vertical storage with 5 adjustable shelves, 30" wide and double height storage, 30" triple height niche, 30" wide single height storage, vertical storage with 5 adjustable shelves.

- To add tackboard to niche, add **TB** to end of product code. **Add \$897** to list price for grades 1-3. Add **\$1076** for grades 4-5.
- To add LED light to niche, add **LT** to end of product code. **Add \$500** to list price.



Work Wall - 110"W

FW11084-20R	15 x 110 x 84	125	659	87	\$23685
-------------	---------------	-----	-----	----	---------

Vertical storage with 5 adjustable shelves, 30" wide double height storage, 30" wide triple height niche, 30" wide single height storage, vertical storage with 5 adjustable shelves, 30" wide triple height open bookcase, 30" wide triple height double width storage, vertical storage with 5 adjustable shelves.

- To add tackboard to niche, add **TB** to end of product code. **Add \$897** to list price for grades 1-3. Add **\$1076** for grades 4-5.
- To add LED light to niche, add **LT** to end of product code. **Add \$500** to list price.

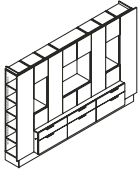
Required Specifications

Front finish
 Top/body finish
 Cubby interior finish

Optional Specifications

Grommet
 LED light
 Tackboard

WORK WALLS - 84" H

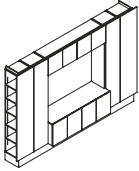


Work Wall - 125"W

MODEL#	DIMENSIONS D x W x H	FREIGHT CLASS	WT/LBS.	CUBIC FT.	LIST PRICE
FW12584-20	20 x 125 x 84	100	962	101	\$36610

Vertical storage with 5 adjustable shelves, 90" wide wall credenza with three box/files, single height storage, 15" wide double height niche, single height storage, four-fold height vertical storage with 3 adjustable shelves, double width single height storage, 30" wide double height niche, double width single height storage, fourfold height vertical storage with 3 adjustable shelves, single height storage, 15" wide double height niche, single height storage, vertical storage with 5 adjustable shelves.

- To add tackboard to niche, add **TB** to end of product code. **Add \$1630** to list price for grades 1-3. **Add \$1956** for grades 4-5.
- To add LED light to niche, add **LT** to end of product code. **Add \$1635** to list price.



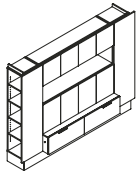
Work Wall - 125"W

FW12584-21	20 x 125 x 84	125	738	100	\$27777
------------	---------------	-----	-----	-----	----------------

Vertical storage with 5 adjustable shelves, vertical storage with 5 adjustable shelves, 60" wide wall credenza with two cabinets and adjustable shelf, 60" wide triple height niche, 60" wide single height storage, vertical storage with 5 adjustable shelves, vertical storage with 5 adjustable shelves.

- To add tackboard to niche, add **TB** to end of product code. **Add \$1788** to list price for grades 1-3. **Add \$2147** for grades 4-5.
- To add LED light to niche, add **LT** to end of product code. **Add \$819** to list price.

WORK WALLS - 70" H

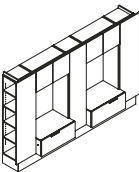


Work Wall - 95"W

MODEL#	DIMENSIONS	FREIGHT CLASS	WT/LBS.	CUBIC FT.	LIST PRICE
FW9570-20	20 x 95 x 70	100	563	66	\$21754

Vertical storage with 4 adjustable shelves, 60" wide single height wall credenza with two files, 60" wide double height storage, 60" wide niche, 60" wide single height storage, vertical storage with 4 adjustable shelves.

- To add tackboard to niche, add **TB** to end of product code. **Add \$966** to list price for grades 1-3. **Add \$1160** for grades 4-5.
- To add LED light to niche, add **LT** to end of product code. **Add \$817** to list price.



Work Wall - 110"W

FW11070-20	20 x 110 x 70	125	602	78	\$24977
------------	---------------	-----	-----	----	----------------

Vertical storage with 4 adjustable shelves, 30" wide single height wall credenza with file, 30" wide triple height niche, 30" wide single height storage, vertical storage with 4 adjustable shelves, 30" wide single height wall credenza with file, 30" wide triple height niche, 30" wide single height storage, vertical storage with 4 adjustable shelves.

- To add tackboard to niche, add **TB** to end of product code. **Add \$1791** to list price for grades 1-3. **Add \$2149** for grades 4-5.
- To add LED light to niche, add **LT** to end of product code. **Add \$1296** to list price.

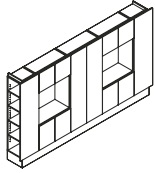
Required Specifications

Front finish
Top/body finish
Cubby interior finish

Optional Specifications

Grommet
LED light
Tackboard

WORK WALLS - 70"H



Work Wall - 125"W

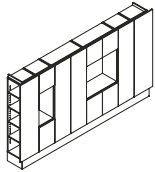
MODEL#	DIMENSIONS	FREIGHT CLASS	WT/LBS.	CUBIC FT.	LIST PRICE
FW12570-20	20 x 125 x 70	125	645	84	\$25185
FW12570-21L	20 x 125 x 70	100	685	84	\$22983
FW12570-21R	20 x 125 x 70	100	685	84	\$26403
FW14070-20	20 x 140 x 70	100	779	96	\$29802

D x W x H

FW12570-20 20 x 125 x 70 125 645 84 \$25185

Vertical storage with 4 adjustable shelves, 30" wide double height storage, 30" wide double height niche, 30" wide single height storage, double width vertical storage with 4 adjustable shelves, 30" wide double height storage, 30" wide double height niche, 30" wide single height storage, vertical storage with 4 adjustable shelves.

- To add tackboard to niche, add **TB** to end of product code. **Add \$1196** to list price for grades 1-3. **Add \$1435** for grades 4-5.
- To add LED light to niche, add **LT** to end of product code. **Add \$1295** to list price.

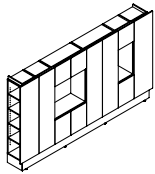


Work Wall - 125"W

FW12570-21L 20 x 125 x 70 100 685 84 \$22983

Vertical storage with 4 adjustable shelves, 15" wide double height storage, 15" wide double height niche, 15" wide single height storage, double width vertical storage with 4 adjustable shelves, 30" wide double height storage, 30" wide double height niche, 30" wide single height storage, vertical storage with 4 adjustable shelves, vertical storage with 4 adjustable shelves.

- To add tackboard to niche, add **TB** to end of product code. **Add \$817** to list price for grades 1-3. **Add \$981** for grades 4-5.
- To add LED light to niche, add **LT** to end of product code. **Add \$981** to list price.

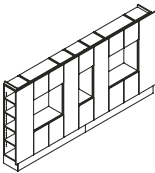


Work Wall - 125"W

FW12570-21R 20 x 125 x 70 100 685 84 \$26403

Vertical storage with 4 adjustable shelves, vertical storage with 4 adjustable shelves, 30" wide double height storage, 30" wide double height niche, 30" wide single height storage, double width vertical storage with 4 adjustable shelves, 15" wide double height storage, 15" wide double height niche, 15" wide single height storage, vertical storage with 4 adjustable shelves.

- To add tackboard to niche, add **TB** to end of product code. **Add \$817** to list price for grades 1-3. **Add \$981** for grades 4-5.
- To add LED light to niche, add **LT** to end of product code. **Add \$981** to list price.



Work Wall - 140"W

FW14070-20 20 x 140 x 70 100 779 96 \$29802

Vertical storage with 4 adjustable shelves, 30" wide double height storage, 30" wide double height niche, 30" wide single height storage, vertical storage cabinet with 4 adjustable shelves, 15" wide double height storage, 15" wide double height niche, 15" wide single height storage, vertical storage with 4 adjustable shelves, 30" wide double height storage, 30" wide double height niche, 30" wide single height storage, vertical storage with 4 adjustable shelves.

- To add tackboard to niche, add **TB** to end of product code. **Add \$1616** to list price for grades 1-3. **Add \$1939** for grades 4-5.
- To add LED light to niche, add **LT** to end of product code. **Add \$1638** to list price.

NOT ON CONTRACT

NOT ON CONTRACT

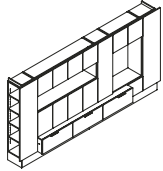
Required Specifications

Front finish
Top/body finish
Cubby interior finish

Optional Specifications

Grommet
LED light
Tackboard

WORK WALLS - 70" H

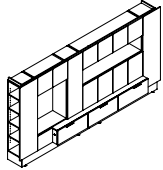


Work Wall - 140" W

MODEL#	DIMENSIONS	FREIGHT CLASS	WT./LBS.	CUBIC FT.	LIST PRICE
FW14070-21L	20 x 140 x 70	100	832	96	\$29802

Vertical storage with 4 adjustable shelves, 60" wide double height storage, 60" wide niche, 60" wide single height storage, 15" wide triple height storage, 15" wide single height storage, 30" wide double height niche, 30" wide single height storage, 90" wide single height wall credenza with three files, vertical storage with 4 adjustable shelves.

- To add tackboard to niche, add **TB** to end of product code. **Add \$1901** to list price for grades 1-3. Add **\$2282** for grades 4-5.
- To add LED light to niche, add **LT** to end of product code. **Add \$1703** to list price.

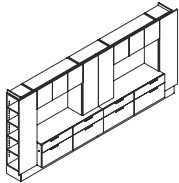


Work Wall - 140" W

FW14070-21R	20 x 140 x 70	100	832	96	\$29802
-------------	---------------	-----	-----	----	---------

Vertical storage with 4 adjustable shelves, 15" wide single height storage, 30" wide double height niche, 30" wide single height storage, 90" wide single height wall credenza with three files, 15" wide single height storage, 60" wide double height storage, 60" wide niche, 60" wide single height storage, vertical storage with 4 adjustable shelves.

- To add tackboard to niche, add **TB** to end of product code. **Add \$1901** to list price for grades 1-3. Add **\$2282** for grades 4-5.
- To add LED light to niche, add **LT** to end of product code. **Add \$1703** to list price.



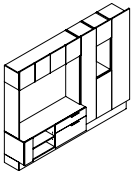
Work Wall - 155" W

FW15570-20	20 x 155 x 70	100	906	108	\$29802
------------	---------------	-----	-----	-----	---------

Vertical storage with 4 adjustable shelves, 60" wide wall credenza with two box/files, 45" wide double height niche, 45" wide single height storage, 30" wide double height storage with 2 adj. shelves, 60" wide wall credenza with two box/files, 45" wide double height niche, 45" wide single height storage, vertical storage with 4 adjustable shelves.

- To add tackboard to niche, add **TB** to end of product code. **Add \$2436** to list price for grades 1-3. Add **\$2923** for grades 4-5.
- To add LED light to niche, add **LT** to end of product code. **Add \$1744** to list price.

WORK WALLS - 84" H



Work Wall - 107" W

MODEL#	DIMENSIONS	FREIGHT CLASS	WT./LBS.	CUBIC FT.	LIST PRICE
FW10784L	20 x 95 x 84	100	832	96	\$27643

60" wide wall credenza with adjustable shelf and box/file, 60" wide triple height niche, 60" wide single height storage, vertical storage with 5 adjustable shelves, triple height storage, 15" wide double height niche, single height storage, vertical storage with 5 adjustable shelves.

- To add tackboard to niche, add **TB** to end of product code. **Add \$1218** to list price for grades 1-3. Add **\$1462** for grades 4-5.
- To add LED light to niche, add **LT** to end of product code. **Add \$1218** to list price.

Required Specifications

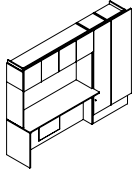
Front finish
Top/body finish
Cubby interior finish

Optional Specifications

Grommet
LED light
Tackboard

OPEN KNEE SPACE WORK WALLS

MODEL# DIMENSIONS FREIGHT CLASS WT/LBS. CUBIC FT. LIST PRICE

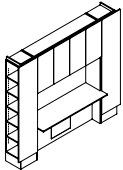


Open Knee Space Work Wall - 92"W

D x W x H
 FW927002R 20 x 92.5 x 84 100 832 96 \$16297

60" wide worksurface wall credenza, 60" wide double height niche, 60" wide single height storage, vertical storage with 4 adjustable shelves, wardrobe with coat hook and hat shelf.

- To add tackboard to niche, add **TB** to end of product code. **Add \$1218** to list price for grades 1-3. Add **\$1462** for grades 4-5.
- To add LED light to niche, add **LT** to end of product code. **Add \$1218** to list price.

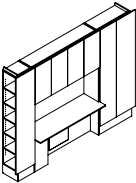


Open Knee Space Work Wall - 95"W

FW95840WR 20 x 95 x 84 100 832 96 \$17371

Vertical storage with 5 adjustable shelves, 60" wide worksurface wall credenza, 60" wide double height niche, 60" wide double height storage, wardrobe with coat hook and hat shelf.

- To add tackboard to niche, add **TB** to end of product code. **Add \$1218** to list price for grades 1-3. Add **\$1462** for grades 4-5.
- To add LED light to niche, add **LT** to end of product code. **Add \$1218** to list price.

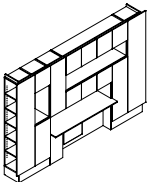


Open Knee Space Work Wall - 110"W

FW110840W2R 20 x 110 x 84 100 832 96 \$19495

Vertical storage with 5 adjustable shelves, 60" wide worksurface wall credenza, 60" wide double height niche, 60" wide double height storage, double depth wardrobe with coat rod and hat shelf.

- To add tackboard to niche, add **TB** to end of product code. **Add \$1219** to list price for grades 1-3. Add **\$1463** for grades 4-5.
- To add LED light to niche, add **LT** to end of product code. **Add \$839** to list price.



Open Knee Space Work Wall - 125"W

FW125940IL 20 x 110 x 84 100 832 96 \$27471

Vertical storage with 5 adjustable shelves, triple height storage, 15" wide triple height storage, 15" wide double height niche, single high storage, 60" wide worksurface wall credenza, 60" wide single height niche, triple height storage, 45" wide single height storage, 60" wide single height niche, 60" wide single height storage, triple height storage, wardrobe with coat hook and hat shelf.

- To add tackboard to niche, add **TB** to end of product code. **Add \$2398** to list price for grades 1-3. Add **\$2879** for grades 4-5.
- To add LED light to niche, add **LT** to end of product code. **Add \$2406** to list price.

NOT ON CONTRACT

Required Specifications

Front finish
 Top/body finish
 Cubby interior finish

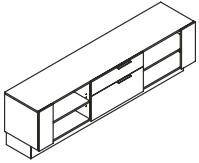
Optional Specifications

Grommet
 LED light
 Tackboard

WORK WALL CREDENZAS

MODEL# DIMENSIONS FREIGHT CLASS WT/LBS. CUBIC FT. LIST PRICE

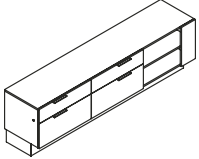
D x W x H



Work Wall Credenza

FW9026-1 20 x 90 x 26 100 254 27 **\$9397**

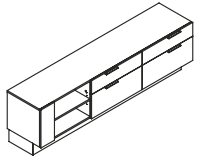
Standard with adjustable shelf, box/file and adjustable shelf.



Work Wall Credenza

FW9026-2 20 x 90 x 26 92.5 270 27 **\$9798**

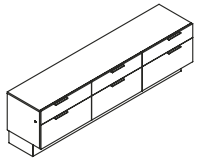
Standard with box/file, box/file and adjustable shelf.



Work Wall Credenza

FW9026-3 20 x 90 x 26 92.5 270 27 **\$9798**

Standard with adjustable shelf, box/file and box/file.



Work Wall Credenza

FW9026-4 20 x 90 x 26 92.5 310 27 **\$10395**

Standard with three box/file drawers. Center pedestal does not lock.

NOT ON CONTRACT

Required Specifications

Front finish
Top/body finish

Optional Specifications

Grommet

CONFERENCE ROOM FURNITURE - NOTES

D x W x H

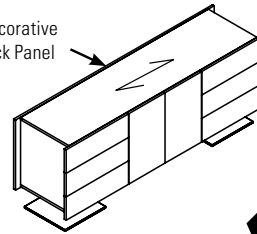
- Horizontal grain direction is standard on all engineered finishes.
- Full Storage Credenza backs include GM17 vertical cut out
- Optional decorative credenza back panels (**FBP**) are available for full storage credenzas (FC/FCD)
- Doors open with touch latch
- To open the drawer, pull drawer front overhang - no handles available
- Display Wall can be purchased with optional monitor mount installed
- Mobile and stationary lecterns are available.
- Two Connecting Brackets are included.
- For optional light and microphone, see page 200 in the accessories section

• **Metal Leg finishes (Conference Tables):**

- BLKT Black Textured
- TUNT Tungsten Textured
- DWTT Designer White Textured
- SGRT Silver Glimmer Textured
- IGRT Iron Glimmer Textured

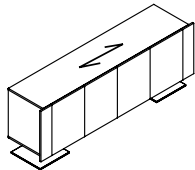
• **NOTE:** Arrow indicates direction of grain

Optional Decorative
Credenza Back Panel



CONFERENCE ROOM FURNITURE

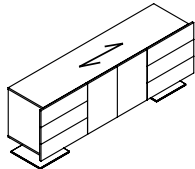
MODEL# DIMENSIONS FREIGHT CLASS VOLUME (LBS.) CUBIC FT. LIST PRICE



Full Storage Credenza

FC9020GG	20 x 90 x 29	125	41	36	\$10595
FC8420GG	20 x 84 x 29	125	232	33	\$10175
FC7820GG	20 x 78 x 29	125	223	31	\$9445
FC7220GG	20 x 72 x 29	125	213	29	\$9189
FC6020MM	20 x 60 x 29	125	194	26	\$8528


Standard with two sets of storage cabinets.



Full Storage Credenza

FCD9020A	20 x 90 x 29	125	249	36	\$11226
FCD8420A	20 x 84 x 29	125	240	33	\$10809
FCD7820A	20 x 78 x 29	125	230	31	\$10036
FCD7220A	20 x 72 x 29	125	221	29	\$9820
FCD6020A	20 x 60 x 29	125	202	26	\$9167

Standard with three box drawers on left, storage cabinets in center, and three box drawers on right.



Decorative Back Panel

FBP9020	20 x 90 x 29	92.5	41	4	\$1806
FBP8420	20 x 84 x 29	100	38	4	\$1715
FBP7820	20 x 78 x 29	85	36	3	\$1597
FBP7220	20 x 72 x 29	92.5	33	3	\$1391
FBP6020	20 x 60 x 29	100	27	3	\$1177

For credenzas.

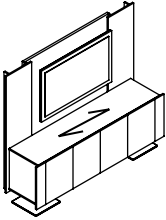
Required Specifications

- Front finish
- Top/body finish
- Leg finish

CONFERENCE ROOM FURNITURE

MODEL# DIMENSIONS FREIGHT CLASS WT/LBS. CUBIC FT. LIST PRICE

D x W x H



Display Wall Storage Credenza

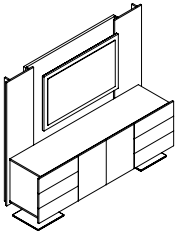
FC9024GGTWH72	24 x 90 x 72	100	463	47	\$16421
FC8424GGTWH72	24 x 84 x 72	92.5	460	45	\$15642
FC7824GGTWH72	24 x 78 x 72	125	286	41	\$14526
FC7224GGTWH72	24 x 72 x 72	92.5	418	39	\$14088

FC9024GGTWH66	24 x 90 x 66	100	444	48	\$15851
FC8424GGTWH66	24 x 84 x 66	100	422	45	\$15228
FC7824GGTWH66	24 x 78 x 66	100	402	42	\$14138
FC7224GGTWH66	24 x 72 x 66	100	381	39	\$13701

With two sets of storage cabinets and display wall. Monitors and TV mounts are not included. Display wall includes GM1 grommet.

Monitor size chart based on display wall size:

Display Wall Width	Monitor Size
90"	54"
84"	50"
78"	46"
72"	42"



Display Wall Storage Credenza

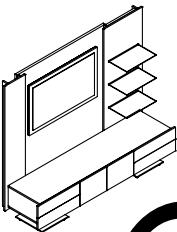
FCD9024ATWH72	24 x 90 x 72	92.5	481	48	\$16673
FCD8424ATWH72	24 x 84 x 72	92.5	460	45	\$15895
FCD7824ATWH72	24 x 78 x 72	92.5	439	42	\$13259
FCD7224ATWH72	24 x 72 x 72	100	381	39	\$14293

FCD9024ATWH66	24 x 90 x 66	100	444	48	\$16106
FCD8424ATWH66	24 x 84 x 66	100	422	45	\$15479
FCD7824ATWH66	24 x 78 x 66	100	402	42	\$14394
FCD7224ATWH66	24 x 72 x 66	100	381	39	\$13955

With three box drawers on left, storage cabinets in center, and three box drawers on right, and display wall. Monitors and TV mounts are not included. Display wall includes GM1 grommet.

Monitor size chart based on display wall size:

Display Wall Width	Monitor Size
90"	54"
84"	50"
78"	46"
72"	42"



Display Wall Storage Credenza

FFTWA90WH72	24 x 90 x 72	92.5	482	41	\$17453
FFTWA84WH72	24 x 84 x 72	85	462	38	\$16857
FFTWA78WH72	24 x 78 x 72	85	442	35	\$15986
FFTWA72WH72	24 x 72 x 72	85	421	32	\$15030

FFTWA90WH66	24 x 90 x 66	92.5	462	40	\$16887
FFTWA84WH66	24 x 84 x 66	92.5	443	37	\$16290
FFTWA78WH66	24 x 78 x 66	85	424	34	\$15453
FFTWA72WH66	24 x 72 x 66	85	404	31	\$14586

With two box drawers on left, storage cabinets in center, and two box drawers on right, and display wall with shelves. Monitors and TV mounts are not included. Display wall includes GM1 grommet.

Monitor size chart based on display wall size:

Display Wall Width	Monitor Size
90"	54"
84"	50"
78"	46"
72"	42"

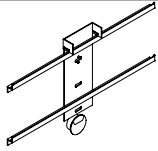
Required Specifications

- Front/wall finish
- Top/body finish
- Leg finish

NOT A CONTRACT

CONFERENCE ROOM ACCESSORIES

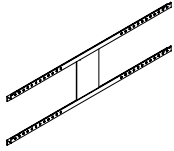
MODEL# DIMENSIONS FREIGHT CLASS WT/LBS. CUBIC FT. LIST PRICE



Flat Screen Monitor Mount

D x W x H
FVMED 2 x 28 x 17 70 14 0.7 **\$735**

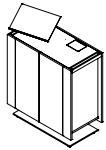
Flat screen monitor mount up to 50". To be used on Foundations display wall storage credenzas. GM1K (tungsten) grommet on the back panel is included.



Flat Screen Monitor Mount

FVLRG 2 x 38 x 21 60 25 0.75 **\$619**

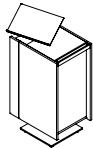
Flat screen monitor mount for over 50". To be used on Foundations display wall storage credenzas.



Lectern*

FLEC36 20 x 36 x 42 125 166 22 **\$10140**

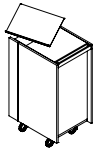
With pop-up door to reveal concealed power/data monument (power duplex, 15 pin VGA, data and telephone connectors). Optional light and/or microphone to be specified. Metal finish on base, book rest and handles must be specified. Includes 1 adjustable shelf.



Lectern*

FLEC24 20 x 24 x 42 100 135 15 **\$8367**

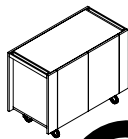
With laptop pull-out tray to reveal concealed power/data monument (power duplex, 15 pin VGA, data and telephone connectors). Optional light and/or microphone to be specified. Metal finish on base, book rest and handles must be specified. Includes 1 adjustable shelf.



Mobile Lectern*

FLEC24M 20 x 24 x 42 100 135 15 **\$6198**

With laptop pull-out tray. Optional light and/or microphone to be specified. Metal finish on base, book rest and handles must be specified. Includes 1 adjustable shelf. Locking casters (Tungsten only).



Mobile Server*

FSM4020 20 x 40 x 30 150 108 21 **\$6753**

With cutlery drawer and adjustable shelf. Metal finish on handles must be specified. Locking casters (Tungsten only).



Mobile Tech Cart

FTCM2020H42 20 x 20 x 42 150 67 13.5 **\$4921**

FTCM2020H36 20 x 20 x 36 150 54 10.5 **\$4219**

Metal finish on handles must be specified. Includes 1 adjustable shelf. Locking casters (Tungsten only).

Required Specifications

Front finish
Top/body finish
Metal finish*

Optional Specifications

Light*
Microphone*

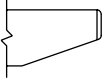
NOT ON CONTRACT

NOT ON CONTRACT

BOARDROOM TABLES - NOTES

D x W x H

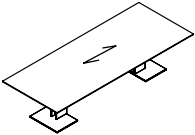
- Table tops are 1.5" thick with a 2" undercut knife edge.



- All tops have a 1/8" (3mm) solid edge of walnut, cherry, maple and oak
- See notes section for optional grommet locations on tables without technology trough
- See "Technology Trough Details" on page 150
- For tables with 3 bases and technology trough, add **C** (for center base feed) or **E** (for end base feed) to the end of the model number (Example: FRESTCT19298**C**)
- **NOTE:** Arrow indicates direction of grain

BOARDROOM TABLES - RECTANGULAR

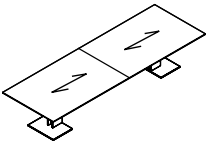
MODEL# DIMENSIONS FREIGHT CLASS WT/LBS. CUBIC FT. LIST PRICE



Rectangular Table

FRE12048	48 x 120 x 29	100	450	54	\$1359
FRE9648	48 x 96 x 29	125	390	49	\$1300

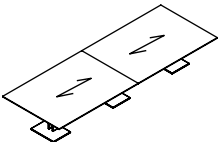
One piece top. Two bases.



Rectangular Table

FRE16848	48 x 168 x 29	100	571	65	\$17540
FRE14448	48 x 144 x 29	100	511	60	\$15880
FRE12048-2	48 x 120 x 29	100	450	54	\$14549

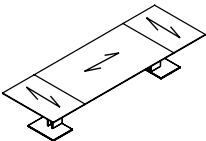
Two piece top. Two bases.



Rectangular Table

FRE24060	60 x 240 x 29	100	965	109	\$27998
FRE21660	60 x 216 x 29	100	893	104	\$26428
FRE19260	60 x 192 x 29	100	821	99	\$24805
FRE16860	60 x 168 x 29	100	748	93	\$23201
FRE21648	48 x 216 x 29	92.5	872	87	\$24252
FRE19248	48 x 192 x 29	100	744	82	\$22812


Two piece top. Three bases.



Rectangular Table, Sectional

FREST16848	48 x 168 x 29	100	571	65	\$17875
FREST14448	48 x 144 x 29	100	511	60	\$16459
FREST12048	48 x 120 x 29	100	450	54	\$15031

Three piece top. Two bases.



Rectangular Table, Sectional*

FREST24060	60 x 240 x 29	100	965	109	\$27998
FREST21660	60 x 216 x 29	100	893	104	\$26428
FREST19260	60 x 192 x 29	100	821	99	\$24805
FREST16860	60 x 168 x 29	100	748	93	\$23201
FREST21648	48 x 216 x 29	92.5	872	87	\$24252
FREST19248	48 x 192 x 29	100	744	82	\$22812

Four piece top. Three bases.
• 168"W table - midsection is one piece

Required Specifications

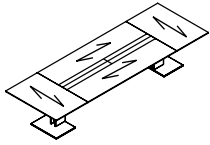
- Top finish/base side finish
- Base end finish
- Metal finish

Optional Specifications

- Grommet

BOARDROOM TABLES - RECTANGULAR

MODEL# DIMENSIONS FREIGHT CLASS WT/LBS. CUBIC FT. LIST PRICE

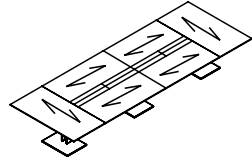


Rectangular Table, Sectional

D x W x H						
FRESTCT16848	48 x 168 x 29	100	659	69		\$27276
FRESTCT14448	48 x 144 x 29	100	584	63		\$21852
FRESTCT12048	48 x 120 x 29	100	508	57		\$20259

Four piece top. Two bases / power kit included.

- 168"W table includes technology trough with 8 doors
- 144"W and 120" tables include technology trough with 4 doors



Rectangular Table, Sectional

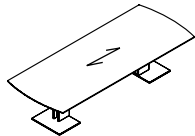
FRESTCT24060	60 x 240 x 29	100	1113	116		\$39852
FRESTCT21660	60 x 216 x 29	100	1021	109		\$37755
FRESTCT19260	60 x 192 x 29	100	920	103		\$35464
FRESTCT16860	60 x 168 x 29	100	836	96		\$33001
FRESTCT21648	48 x 216 x 29	92.5	1000	92		\$35777
FRESTCT19248	48 x 192 x 29	100	843	87		\$32691

Six piece top. Three bases. Add **C** or **E** to end of model number to specify base end location. Includes technology trough with 8 doors.

- 168"W table - midsection is one piece

BOARDROOM TABLES - BOW END

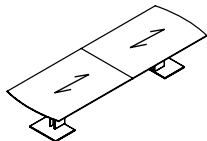
MODEL# DIMENSIONS FREIGHT CLASS WT/LBS. CUBIC FT. LIST PRICE



Bow End Table

FREBE12048	48 x 120 x 29	100	450	54		\$15076
FREBE9648	48 x 96 x 29	125	390	49		\$13651

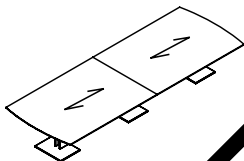
One piece top. Two bases.



Bow End Table

FREBE16848	48 x 168 x 29	100	571	65		\$18414
FREBE14448	48 x 144 x 29	100	511	60		\$16674
FREBE12048-2	48 x 120 x 29	100	450	56		\$15277

Two piece top. Two bases.



Bow End Table

FREBE24060	60 x 240 x 29	100	965	109		\$29396
FREBE21660	60 x 216 x 29	100	893	104		\$27748
FREBE19260	60 x 192 x 29	100	821	99		\$26045
FREBE16860	60 x 168 x 29	100	748	93		\$24361
FREBE21648	48 x 216 x 29	92.5	872	87		\$25464
FREBE19248	48 x 192 x 29	100	744	82		\$23951

Two piece top. Three bases.

Rectangular Table, Sectional

FREBEST16848	48 x 168 x 29	100	571	65		\$18770
FREBEST14448	48 x 144 x 29	100	511	60		\$17281
FREBEST12048	48 x 120 x 29	100	450	54		\$15784

Three piece top. Two bases.

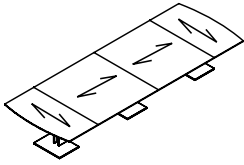
Required Specifications

Top finish/base side finish
Base end finish
Metal finish

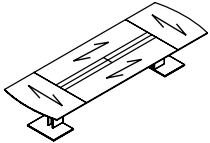
Optional Specifications

Grommet

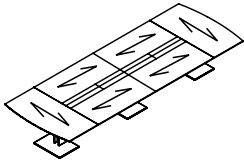
BOARDROOM TABLES - BOW END



Bow End Table, Sectional



Bow End Table, Sectional



Bow End Table, Sectional

MODEL#	DIMENSIONS D x W x H	FREIGHT CLASS	WT/LBS.	CUBIC FT.	LIST PRICE
FREBEST24060	60 x 240 x 29	100	965	109	\$30030
FREBEST21660	60 x 216 x 29	100	893	104	\$28349
FREBEST19260	60 x 192 x 29	100	821	99	\$26459
FREBEST16860	60 x 168 x 29	100	748	93	\$24646
FREBEST21648	48 x 216 x 29	92.5	872	87	\$26160
FREBEST19248	48 x 192 x 29	100	744	82	\$24545

Four piece top. Three bases.
 • 168"W table - midsection is one piece

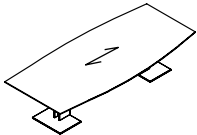
FREBESTCT16848	48 x 168 x 29	100	659	69	\$28640
FREBESTCT14448	48 x 144 x 29	100	584	63	\$22942
FREBESTCT12048	48 x 120 x 29	100	508	57	\$21271

Four piece top. Two bases / power kit included.
 • 168"W table includes technology trough with 8 doors
 • 144"W and 120" tables include technology trough with 4 doors

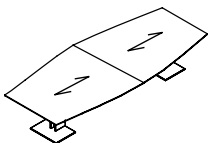
FREBESTCT24060	60 x 240 x 29	100	1113	111	\$41863
FREBESTCT21660	60 x 216 x 29	100	1038	109	\$39640
FREBESTCT19260	60 x 192 x 29	100	963	103	\$37238
FREBESTCT16860	60 x 168 x 29	100	888	96	\$34755
FREBESTCT21648	48 x 216 x 29	92.5	1000	93	\$37558
FREBESTCT19248	48 x 192 x 29	100	813	87	\$35373

Six piece top. Three bases. Add **C** or **E** to end of model number to specify base feed location. Includes technology trough with 8 doors.
 • 168"W table - midsection is one piece

BOARDROOM TABLES - BOAT SHAPED



Boat Shaped Table



Boat Shaped Table



Boat Shaped Table

MODEL#	DIMENSIONS	FREIGHT CLASS	WT/LBS.	CUBIC FT.	LIST PRICE
FBO12048	48 x 120 x 29	100	450	54	\$15827
FBO9648	48 x 96 x 29	125	390	49	\$14332

One piece top. One base.

FBO16848	48 x 168 x 29	100	571	65	\$19333
FBO14448	48 x 144 x 29	100	511	60	\$17506
FBO12048	48 x 120 x 29	100	450	56	\$16038

Two piece top. Two bases.

FBO24060	60 x 240 x 29	100	965	109	\$30864
FBO21660	60 x 216 x 29	100	893	104	\$29134
FBO19260	60 x 192 x 29	100	821	99	\$27346
FBO16860	60 x 168 x 29	100	748	93	\$25574
FBO21648	48 x 216 x 29	92.5	872	87	\$26735
FBO19248	48 x 192 x 29	100	744	82	\$25149

Two piece top. Three bases.

Required Specifications

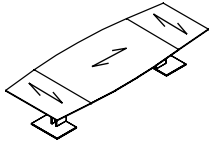
Top finish/base side finish
 Base end finish
 Metal finish

Optional Specifications

Grommet

BOARDROOM TABLES - BOAT SHAPED

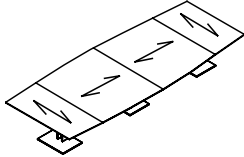
MODEL# DIMENSIONS FREIGHT CLASS WT./LBS. CUBIC FT. LIST PRICE



Boat Shaped Table, Sectional

	D x W x H					
FBOST16848	48 x 168 x 29	100	571	65		\$19709
FBOST14448	48 x 144 x 29	100	511	60		\$18145
FBOST12048	48 x 120 x 29	100	450	54		\$16572

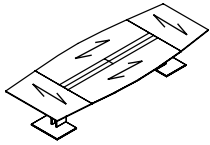
Three piece top. Two bases.



Boat Shaped Table, Sectional

FBOST24060	60 x 240 x 29	100	965	109		\$31532
FBOST21660	60 x 216 x 29	100	893	104		\$29717
FBOST19260	60 x 192 x 29	100	821	99		\$27781
FBOST16860	60 x 168 x 29	100	748	93		\$25876
FBOST21648	48 x 216 x 29	92.5	872	87		\$28064
FBOST19248	48 x 192 x 29	100	744	82		\$25717

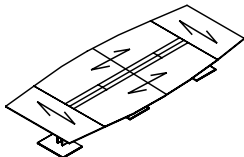
Four piece top. Three bases.
• 168"W table - midsection is one piece



Boat Shaped Table, Sectional

FBOSTCT16848	48 x 168 x 29	100	659	63		\$30072
FBOSTCT14448	48 x 144 x 29	100	584	63		\$24086
FBOSTCT12048	48 x 120 x 29	100	508	57		\$22335

Four piece top. Two bases / power kit included.
• 168"W table includes technology trough with 8 doors
• 144"W and 120" tables include technology trough with 4 doors



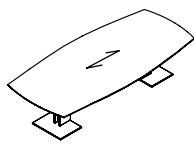
Boat Shaped Table, Sectional

FBOSTCT24060	60 x 240 x 29	100	1113	116		\$43954
FBOSTCT21660	60 x 216 x 29	100	1021	91		\$41619
FBOSTCT19260	60 x 192 x 29	100	920	103		\$39099
FBOSTCT16860	60 x 168 x 29	100	836	96		\$36491
FBOSTCT21648	48 x 216 x 29	92.5	1000	92		\$38925
FBOSTCT19248	48 x 192 x 29	100	843	87		\$37141

Six piece top. Three bases. Add **E** to end of model number to specify base feed location. Includes technology trough with 8 doors.
• 168"W table - midsection is one piece

BOARDROOM TABLES - BOAT SHAPED, BOW END


MODEL# DIMENSIONS FREIGHT CLASS WT./LBS. CUBIC FT. LIST PRICE



Boat Shaped Table, Bow End

FBOBE12048	48 x 120 x 29	100	450	54		\$16362
FBOBE9648	48 x 96 x 29	125	390	49		\$14795

One piece top. Two bases.



Boat Shaped Table, Bow End

FBOBE16848	48 x 168 x 29	100	571	65		\$20044
FBOBE14448	48 x 144 x 29	100	511	60		\$18130
FBOBE12048-2	48 x 120 x 29	100	450	56		\$16585

Two piece top. Two bases.

Required Specifications

Top finish/base side finish
Base end finish
Metal finish

Optional Specifications

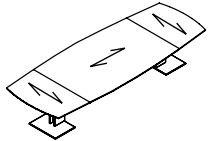
Grommet

BOARDROOM TABLES - BOAT SHAPED, BOW END MODEL# DIMENSIONS FREIGHT CLASS WT/LBS. CUBIC FT. LIST PRICE

	D x W x H					
FBOBE24060	60 x 240 x 29	100	965	109		\$32155
FBOBE21660	60 x 216 x 29	100	893	104		\$30332
FBOBE19260	60 x 192 x 29	100	821	99		\$28459
FBOBE16860	60 x 168 x 29	100	748	93		\$26600
FBOBE21648	48 x 216 x 29	92.5	872	87		\$27814
FBOBE19248	48 x 192 x 29	100	744	82		\$26152

Boat Shaped Table, Bow End

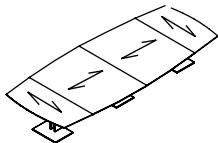
Two piece top. Three bases.



Boat Shaped Table, Bow End, Sectional

Three piece top. Two bases.

FBOBEST16848	48 x 168 x 29	100	571	65		\$20438
FBOBEST14448	48 x 144 x 29	100	511	60		\$18798
FBOBEST12048	48 x 120 x 29	100	450	54		\$17135

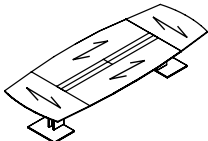


Boat Shaped Table, Bow End, Sectional

Four piece top. Three bases.

- 168"W table - midsection is one piece

FBOBEST24060	60 x 240 x 29	100	965	109		\$32856
FBOBEST21660	60 x 216 x 29	100	893	104		\$30996
FBOBEST19260	60 x 192 x 29	100	821	99		\$28650
FBOBEST16860	60 x 168 x 29	100	748	93		\$26917
FBOBEST21648	48 x 216 x 29	92.5	872	87		\$28585
FBOBEST19248	48 x 192 x 29	100	744	82		\$26802

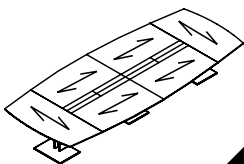


Boat Shaped Table, Bow End, Sectional

Four piece top. Two bases / power kit included.

- 168"W table includes technology trough with 8 doors
- 144"W and 120"W tables include technology trough with 4 doors

FBOBESTCT16848	48 x 168 x 29	100	659	69		\$31320
FBOBESTCT14448	48 x 144 x 29	100	584	63		\$25038
FBOBESTCT12048	48 x 120 x 29	100	508	57		\$23196



Boat Shaped Table, Bow End, Sectional

Six piece top. Three bases. Add **C** or **E** to end of model number to specify base feed location. Includes technology trough with 8 doors.

- 168"W table - midsection is one piece

FBOBESTCT24060	60 x 240 x 29	100	1113	116		\$45897
FBOBESTCT21660	60 x 216 x 29	100	1021	109		\$43446
FBOBESTCT19260	60 x 192 x 29	100	920	103		\$40797
FBOBESTCT16860	60 x 168 x 29	100	836	96		\$38075
FBOBESTCT21648	48 x 216 x 29	92.5	1000	92		\$40618
FBOBESTCT19248	48 x 192 x 29	100	843	87		\$38741

NOT A CONTRACT

Required Specifications

Top finish/base side finish
Base end finish
Metal finish

Optional Specifications

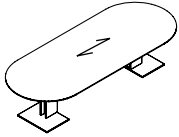
Grommet

BOARDROOM TABLES - RACETRACK

MODEL# DIMENSIONS FREIGHT CLASS WT./LBS. CUBIC FT. LIST PRICE

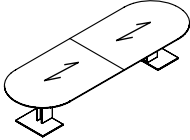
D x W x H

FRA12048	48 x 120 x 29	100	450	54	\$16619
FRA9648	48 x 96 x 29	125	390	49	\$15050



Racetrack Table

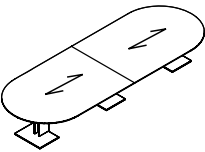
One piece top. Two bases.



Racetrack Table

FRA16848	48 x 168 x 29	100	571	65	\$20298
FRA14448	48 x 144 x 29	100	511	60	\$18298
FRA12048-2	48 x 120 x 29	100	450	56	\$17840

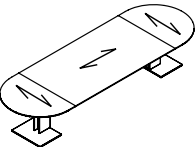
Two piece top. Two bases.



Racetrack Table

FRA24060	60 x 240 x 29	100	965	109	\$32409
FRA21660	60 x 216 x 29	100	893	104	\$30587
FRA19260	60 x 192 x 29	100	821	99	\$28713
FRA16860	60 x 168 x 29	100	748	93	\$26851
FRA21648	48 x 216 x 29	92.5	872	87	\$28070
FRA19248	48 x 192 x 29	100	744	82	\$26404

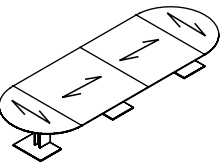
Two piece top. Three bases.



Racetrack Table, Sectional

FRAST16848	48 x 168 x 29	100	571	65	\$20689
FRAST14448	48 x 144 x 29	100	511	60	\$19052
FRAST12048	48 x 120 x 29	100	450	54	\$17391

Three piece top. Two bases.

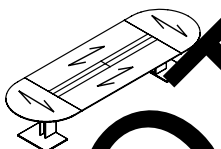


Racetrack Table, Sectional

FRAST24060	60 x 240 x 29	100	965	109	\$33108
FRAST21660	60 x 216 x 29	100	893	104	\$31253
FRAST19260	60 x 192 x 29	100	821	99	\$28904
FRAST16860	60 x 168 x 29	100	748	93	\$27170
FRAST21648	48 x 216 x 29	92.5	872	87	\$28839
FRAST19248	48 x 192 x 29	100	744	82	\$27058

Four piece top. Three bases.

- 168"W table - midsection is one piece



Racetrack Table, Sectional

FRASTCT16848	48 x 168 x 29	100	659	69	\$31574
FRASTCT14448	48 x 144 x 29	100	584	63	\$25291
FRASTCT12048	48 x 120 x 29	100	508	57	\$23449

Four piece top. Two bases / power kit included.

- 168"W table includes technology trough with 8 doors
- 144"W and 120" tables include technology trough with 4 doors

NOT A CONTRACT

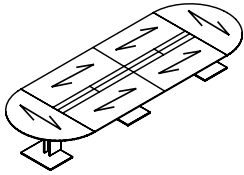
Required Specifications

Top finish/base side finish
 Base end finish
 Metal finish

Optional Specifications

Grommet

BOARDROOM TABLES - RACETRACK



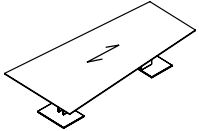
Racetrack Table, Sectional

MODEL#	DIMENSIONS D x W x H	FREIGHT CLASS	WT/LBS.	CUBIC FT.	LIST PRICE
FRASCT24060	60 x 240 x 29	100	1113	116	\$46152
FRASCT21660	60 x 216 x 29	100	1021	109	\$43698
FRASCT19260	60 x 192 x 29	100	920	103	\$41052
FRASCT16860	60 x 168 x 29	100	836	96	\$38311
FRASCT21648	48 x 216 x 29	92.5	1000	92	\$40872
FRASCT19248	48 x 192 x 29	100	843	87	\$38998

Six piece top. Three bases. Add **C** or **E** to end of model number to specify base feed location. Includes technology mesh with 8 doors.

- 168"W table - midsection is one piece

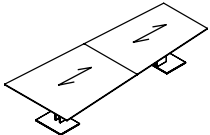
BOARDROOM TABLES - WEDGE



Wedge Table

MODEL#	DIMENSIONS	FREIGHT CLASS	WT/LBS.	CUBIC FT.	LIST PRICE
FWE1206048	60-48 x 120 x 29	100	511	60	\$14610

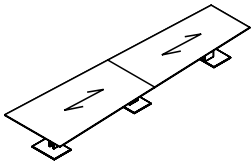
One piece top. Two bases.



Wedge Table

FWE1446048	48 x 144 x 29	100	571	65	\$17793
FWE1206048-2	48 x 120 x 29	100	511	60	\$16134

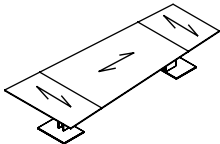
Two piece top. Two bases.



Wedge Table

FWE2406048	60-48 x 240 x 29	100	1037	114	\$28252
FWE2166048	60-48 x 216 x 29	100	965	109	\$26679
FWE1926048	60-48 x 192 x 29	100	893	104	\$25058
FWE1686048	60-48 x 168 x 29	100	630	70	\$23452

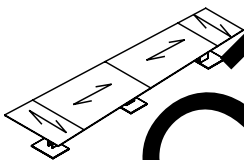
Two piece top. Three bases.



Wedge Table, Sectional

FWEST1446048	60-48 x 144 x 29	100	571	65	\$18132
FWEST1206048	60-48 x 120 x 29	100	511	60	\$16716

Three piece top. Two bases.



Wedge Table, Sectional

FWEST2406048	60-48 x 240 x 29	100	1037	114	\$28351
FWEST2166048	60-48 x 216 x 29	100	965	109	\$27254
FWEST1926048	60-48 x 192 x 29	100	893	104	\$26459
FWEST1686048	60-48 x 168 x 29	100	630	70	\$23726

Four piece top. Three bases.

- 168"W table - midsection is one piece

NOT ON CONTRACT

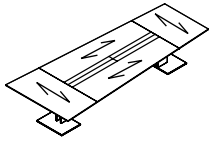
Required Specifications

Top finish/base side finish
Base end finish
Metal finish

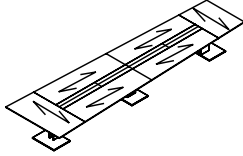
Optional Specifications

Grommet

BOARDROOM TABLES - WEDGE



Wedge Table, Sectional*



Wedge Table, Sectional*

MODEL#	DIMENSIONS	FREIGHT CLASS	WT/LBS.	CUBIC FT.	LIST PRICE
--------	------------	---------------	---------	-----------	------------

D x W x H					
FWESTCT1446048	60-48 x 144 x 29	100	571	65	\$27541
FWESTCT1206048	60-48 x 120 x 29	100	511	60	\$22105

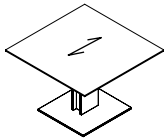
Four piece top. Two bases / power kit included. Includes technology trough with 4 doors

FWESTCT2406048	60 x 240 x 29	100	1037	114	\$40125
FWESTCT2166048	60 x 216 x 29	100	965	109	\$38000
FWESTCT1926048	60 x 192 x 29	100	893	104	\$7464
FWESTCT1686048	60 x 168 x 29	100	823	99	\$6352

Six piece top. Three bases. Add **C** or **E** to end of model number to specify base feed direction. Includes technology trough with 8 doors.

- 168"W table - midsection is one piece

BOARDROOM TABLES - SQUARE



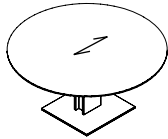
Square Table

MODEL#	DIMENSIONS	FREIGHT CLASS	WT/LBS.	CUBIC FT.	LIST PRICE
--------	------------	---------------	---------	-----------	------------

FRE6060	60 x 60 x 29	150	261	44	\$8518
FRE5454	54 x 54 x 29	150	233	42	\$7950
FRE4848	48 x 48 x 29	150	207	40	\$7354
FRE4242	42 x 42 x 29	150	185	39	\$6906

One base. No grommet option available.

BOARDROOM TABLES - ROUND



Round Table

MODEL#	DIMENSIONS	FREIGHT CLASS	WT/LBS.	CUBIC FT.	LIST PRICE
--------	------------	---------------	---------	-----------	------------

FRO60	60 x 60 x 29	150	261	44	\$8943
FRO54	54 x 54 x 29	150	233	42	\$8348
FRO48	48 x 48 x 29	150	207	40	\$7721
FRO42	42 x 42 x 29	150	185	39	\$7252

One base. No grommet option available.

NOT ON CONTRACT

Required Specifications

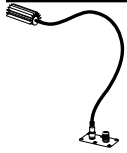
Top finish/base side finish
 Base end finish
 Metal finish

Optional Specifications

Grommet*

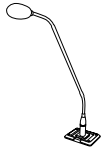
ACCESSORIES

MODEL# DIMENSIONS FREIGHT CLASS WT/LBS. CUBIC FT. LIST PRICE



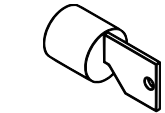
LED Snake Light with Dimmer

MODEL#	DIMENSIONS D x W x H	FREIGHT CLASS	WT/LBS.	CUBIC FT.	LIST PRICE
LIG400	2.5 x 6.5 x 13	70	1	1	\$381



Microphone

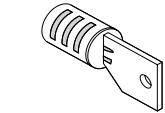
MIC400	2 x 2 x 24	70	1	1	\$995
--------	------------	----	---	---	-------



Lock Assembly

LO/C	--	70	--	--	\$36
------	----	----	----	----	------


Tungsten.



Lock Drum with Key

LOB/C	--	70	--	--	\$44
-------	----	----	----	----	------

Tungsten.



Extra Key

LOCK	--	70	--	--	\$43
------	----	----	----	----	------

Specify key #. Key range 401-420.

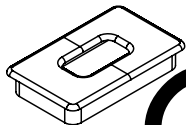


Grommet Cover Round

GM1	2.75 dia x --	70	--	--	\$65
-----	---------------	----	----	----	------

GM1K	2.75 dia x --	70	--	--	\$65
------	---------------	----	----	----	------

2.75" diameter.
• **Specify GM1 for Black or GM1K for Tungsten.**



Grommet

GM5C	2 x 3.5 x --	70	--	--	\$107
------	--------------	----	----	----	-------

Rectangular grommet in metal, tungsten finish.



Quick Connector

QC50	--	70	.01	.01	\$10
------	----	----	-----	-----	------

QC30	--	70	.01	.01	\$10
------	----	----	-----	-----	------

NOT A CONTRACT

kingston

NOT ON CONTRACT





Kingston is a modern expression of old world craftsmanship. The classic proportion, attentive detailing, exquisite hand-matched veneers and solid wood edge details convey refined elegance with timeless beauty. Designed to highlight the warmth and majestic nature of real wood, Kingston offers an impressive array of storage components, fixed and freestanding worksurfaces that can be arranged to meet virtually any functional requirement.


Kingston detailing is contemporary with a 1" overhang on all edges. Solid walnut, cherry, maple, oak that bands worksurface perimeter is 1" wide by 1-2/3" thick for an overall thickness of 1-3/8". Kingston is a "top over pedestal" detailed series with a 1/4" reveal between the top and end panel. Tops have a 1" overhang. Floor storage unit bases are integrated in drawer faces. Products that are normally positioned against walls, such as credenzas, have a self-edge veneered back edge detail.

- Features and Benefits**
- Choice of 15 handle options for every door/drawer that features handles.
 - Choice of six edge options
 - Wide selection of storage components, fixed and freestanding worksurfaces.
 - Sleek design



Interior veneer drawer edge

Edge options



GENERAL INFORMATION

- Distinguished by an elegant overhang detailed edge, Kingston pairs sleek European styling with functional design features that address the needs of today's dynamic and tech-savvy executive office.
- Kingston offers six distinctive edge shapes, as well as a multitude of drawer pull options.
- For environmental certification, please visit globalfurnituregroup.com

CONSTRUCTION

- Number One select, architectural grade "A" oak, American black walnut, American black cherry or maple. Wood worksurface molded edges are solid oak, walnut, cherry, or maple.
- Contemporary detailing with 1" overhang on all edges.
- Solid walnut, cherry, maple, oak that bands worksurface perimeter is 1" wide by 1-3/8" thick for an overall thickness of 1-3/8".

FINISHES

- Conversion varnish (similar to catalyzed lacquer, but tougher), 25 degree sheen. Finishes are not buffed or rubbed.
- All Global wood casegood products are veneered and finished on the back sides (360° finishing), except modular under-surface storage - tops and backs are unfinished.
- Touch up kits available, includes a touch up marker and fill crayon. Order **VTOUCHUPKIT, \$164** list. Specify finish when ordering.
- Global standard finish, on oak and walnut, is open pore and on cherry and maple is semi-closed pore. If a full finish is required for walnut, cherry, anigre and maple tops, Add the suffix "2" to the finish code and Add 5% to the base pricing for each product. **CUSTOM FINISH IS AVAILABLE.**

PEDESTALS

- Full-to-the-floor. Pedestals are fully assembled units that are either installed under desk and credenza shells, or available as modular units. Under surface storage units include locks.
- Pedestal drawer suspensions are metal ball bearing type. Bottom file drawers are full extension.
- Hanging file rails are pre-installed on file drawer perimeters and accommodate both legal and letter size filing. Legal filing can be achieved either as side-to-side or front-to-back. Letter filing can be achieved as front-to-back filing only.
- Drawer sides and bottoms are maple veneered drawers with dowel construction.
- The drawer front is an applied element to a four sided drawer. Drawer fronts are veneered on all surfaces except the vertical edges, which are solid oak, walnut, cherry and maple then routed with series detailing. Drawer fronts can be removed or replaced in the field.
- Levelers have 1" range of adjustment.

LOCKS

- Locks are standard on all below worksurface level drawers and door storage units, with the exception of pull-out tray units and single lateral file drawer combination tray/slot units.
- Combination storage unit comes with lock for file and lateral file drawer only; box drawers cannot lock.
- Lock color will match the handle color.
- Locks are optional on all above worksurface level closed storage

HANDLES

- If no handle is specified, there will be a routed finger pull in drawer fronts and touch latch mechanism for doors.
- See page for options.

NOT ON CONTRACT

1. SPECIFY MODEL NUMBER

2. SPECIFY FINISH

WORKSURFACE TOP & DRAWER/DOOR FRONTS, BODY FINISHES (INCLUDING PEDESTALS) - VENEER

Code	Finish	Veneer Type	Cut
AMW	Almond Cherry	Cherry	Flat Sliced
CAW	Cocoa Walnut	Walnut	Flat Sliced
CRW	Coral	White Oak	Rift
DCW	Dark Cherry	Cherry	Flat Sliced
EWV	Espresso Walnut	Walnut	Flat Sliced
EVW	Evening Oak	White Oak	Rift
GRW	Grey on Oak	White Oak	Rift
HAW	Hazelnut	Maple	Flat Sliced
SMW	Honey Maple	Maple	Flat Sliced
JAW	Java	White Oak	Rift
LTW	Latte Walnut	Walnut	Flat Sliced
MTW	Milestone	White Oak	Rift
MCW	Mocha	White Oak	Rift
MPW	Natural Maple	Maple	Flat Sliced
RCW	Red Cherry	Cherry	Flat Sliced
VNW	Vintage Cherry	Cherry	Flat Sliced
WLW	Walnut	Walnut	Flat Sliced
WCW	Warm Cherry	Cherry	Flat Sliced
WMW	White Maple	Maple	Flat Sliced

METAL FINISHES (see model # notes for available finish):

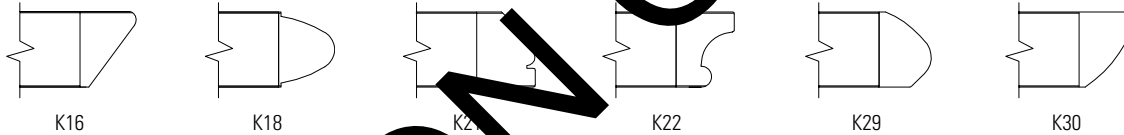
E	Black
K	Tungsten
DWT	Designer White
P	Brushed Chrome

GLASS FINISHES (for Glass Doors and Modesty Panels):

- Frosted Glass (standard)
- White back painted glass - contact customer care

3. SPECIFY OPTIONS

EDGES



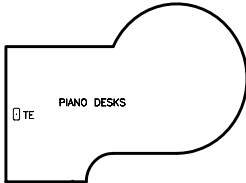
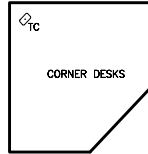
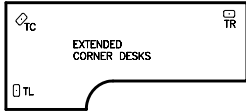
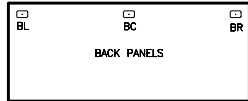
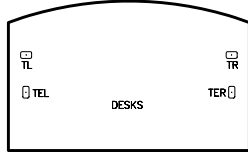
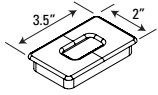
HANDLES

- If Handle is not specified Routed Pull, Black Lock & Grommet is standard
- If Handle is specified:
 - Black and Brass handle = Black Lock & Grommet
 - Silver, Nickel and Tungsten handle = Tungsten Lock & Grommet
- Handles are standard on most drawers/storage modules. Each handle is identified by letters: **PL33, PL34, PL64, PL66, PL92, PL93, PL94, PL95, PL96, PL97, PL98, PL99, PLS7, and PLS8**. To specify a handle, specify the code after the model number and finish selections.

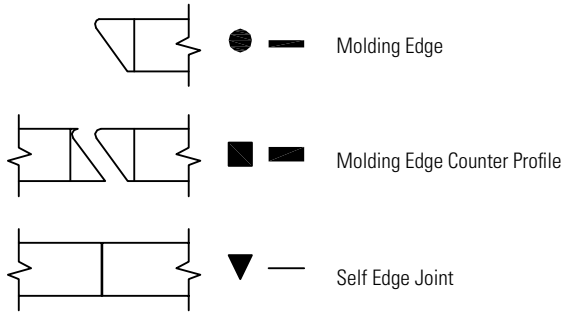


GROMMETS


- Standard grommet on all components is GM5P. Grommet is included with products where shown in line drawings in price book.
- Optional grommets may be ordered in standard worksurface locations (left, center or right). Order as **GM5PTL, GM5PTC or GM5PTR**. Add \$96.
- Grommet hole dimensions are 3.5" x 2". Specify GM5PE for Black or GM5PK for Tungsten.
- Color of grommet will be automatically coordinated with handle color where applicable
- Components that come standard with grommet may be ordered without a grommet. Order as RSG - Add \$53.



NOT ON CONTRACT



- D - Desks and Credenzas
- B - Executive Bridges
- E - Executive Returns
- C - Corner Components
- L - Linking Bridges
- P - Piano Desks

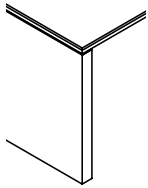


NOT A CONTRACT

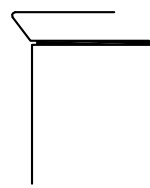
DESK AND CREDENZA NOTES

- Can be ordered as a shell or with pedestals
- Hand of Rectangular Desk is determined by location of pedestal from user side
- Hand of "D" Top is determined by outward orientation of curved end from user projection.
- Hand of "P" Top is determined by outward orientation of conference end from user projection.

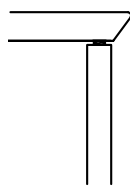
Isometric View



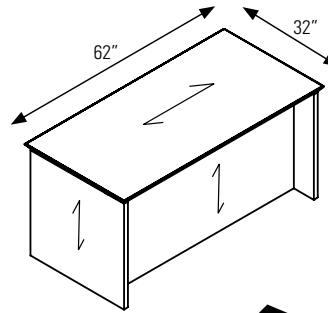
Side View
1-3/8" Top



Front View
1-3/16" Slab

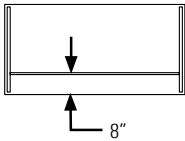


KT6030

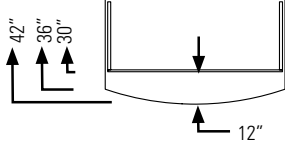


MODESTY PANEL CLEARANCE

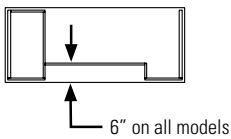
KT7236



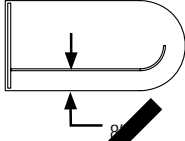
KMT7242



KiSR7230D



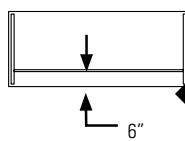
KDDCL7236



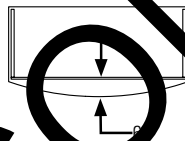
KT7236



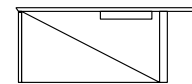
KT7230



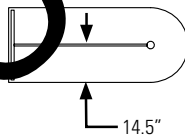
KMT7236



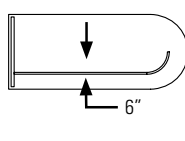
Field "punch out" to accommodate center drawer and keyboard



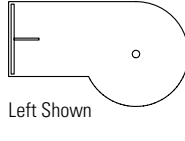
KDDF7230



KDDCL7230

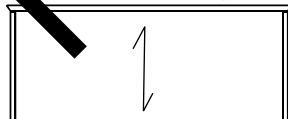


KTPL7242

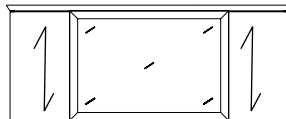


MODESTY PANEL OPTIONS

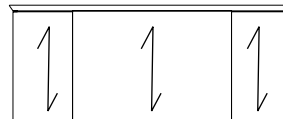
Standard Full Modesty



Glass Modesty

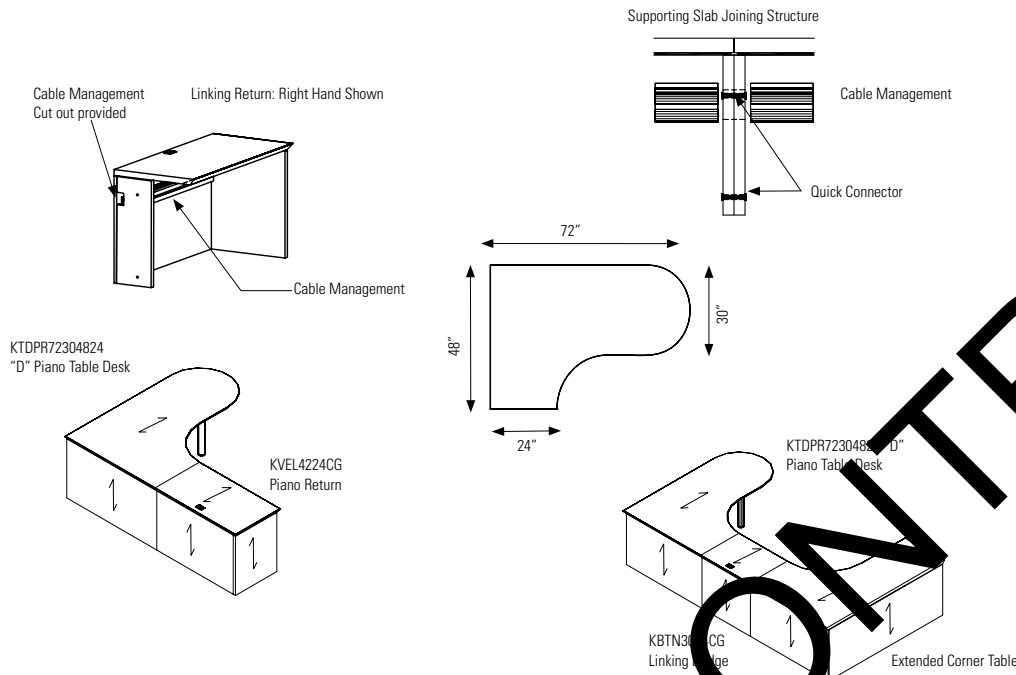


Breakfront



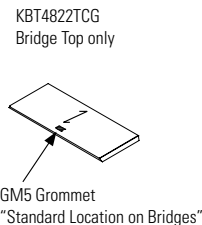
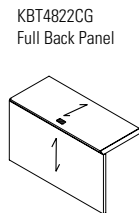
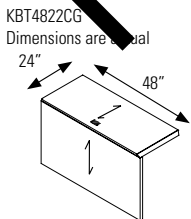
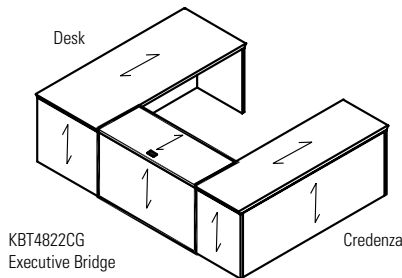
PIANO DESKS AND LINKING RETURNS

- All Desks are shipped assembled.
- Units include standard Grommets shown and installed horizontal wire management
- Unit is handed by Post Leg
- Not for use with regular Corner Units
- The standard grain direction is cross grain (**CG**). To remove cross grain veneer pattern on top, delete suffix "**CG**" from the model number (no upcharge)



EXECUTIVE BRIDGES

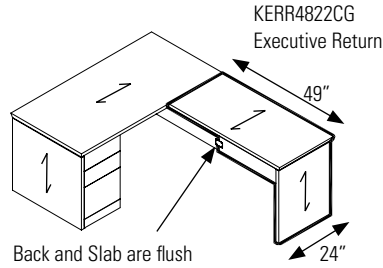
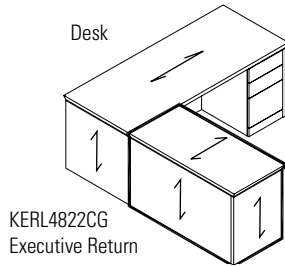
- Executive Bridge is used to connect a Desk to a Credenza.
- Not to be used with Corner Components or Piano Desks.
- Three Back Panel options
- Back panel flush with end panels of Desk and Credenza
- Includes GM5 Grommet Top Center
- The standard grain direction is cross grain (**CG**). To remove cross grain veneer pattern on top, delete suffix "**CG**" from the model number (no upcharge)



EXECUTIVE RETURNS

- Executive Return is used to attach to a Single Pedestal Desk, Single Pedestal Credenza, Desk Shell or Credenza Shell.
- Can be specified as a Shell or with a Pedestal.
- Back Panels are available as either full height or 8" from the underside of the worksurface.
- Hand of Executive Return is determined by location of full end panel from user side.
- Hand of Desk or Credenza is determined by location of pedestal from user side.
- The standard grain direction on return tops is cross grain (CG). To remove cross grain veneer pattern on top, delete suffix "CG" from the model number (no upcharge)

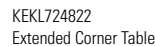

Executive Return attached to Desk or Credenza



Top Joint

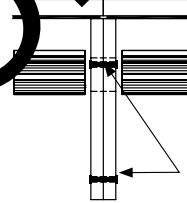
CORNER COMPONENTS

- Corner Table is used to connect to Linking Bridge and Linking Credenza.
- Cable management tray included.
- Back Panels are available as either full height or 8" from the underside of the worksurface.
- Hand of Linking Credenza is determined by location of full end panel from user side.
- Hand of Extended Corner is determined by location of long narrow end from user side
- The standard grain direction is cross grain (CG). To remove cross grain veneer pattern on top, delete suffix "CG" from the model number (no upcharge)



Grommet must be specified if required.

Supporting Slab Joining Structure

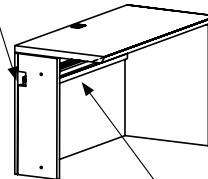


Cable Management

Quick Connector

Cable Management Cut out provided

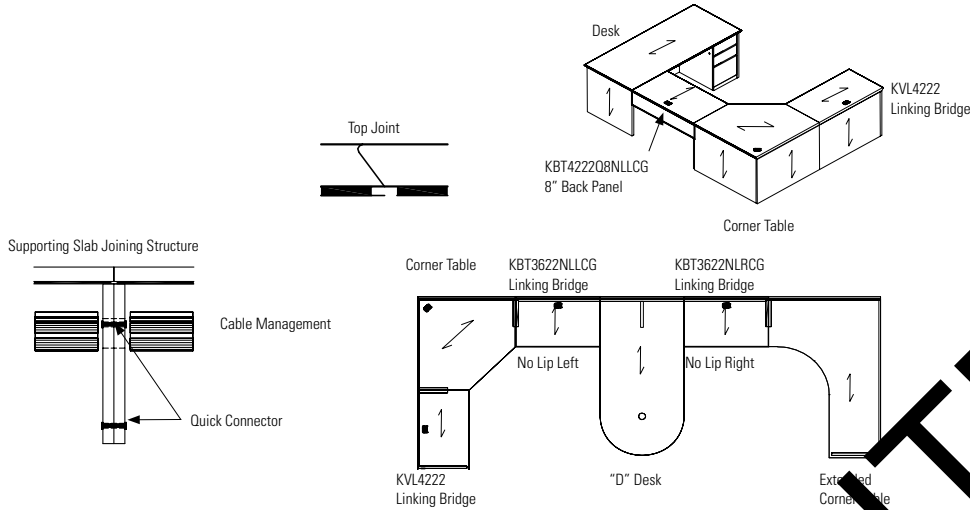
Linking Return: Right Hand Shown



Cable Management

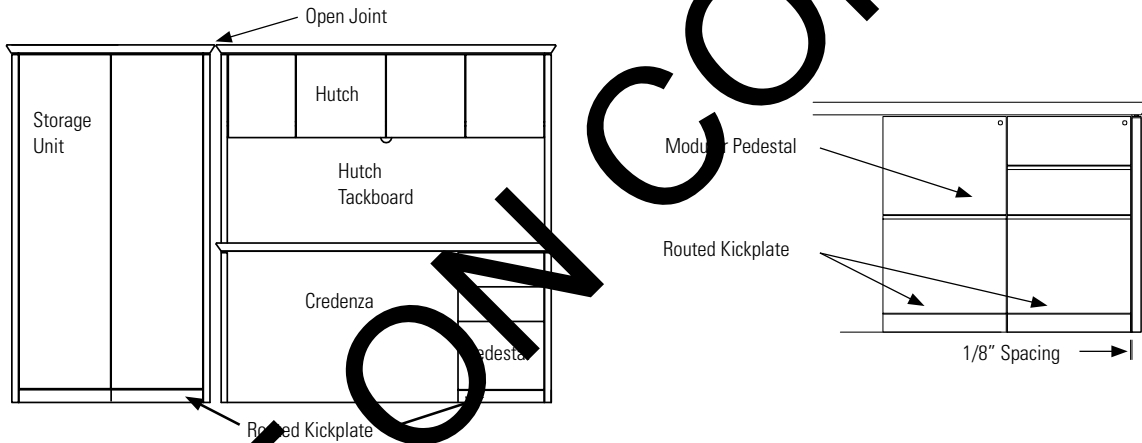
LINKING BRIDGES

- Linking Bridge is used to connect Corner Components to Single Pedestal Desk, Single Pedestal Credenza, Desk Shell or Credenza Shell.
- Back panels are available as either full height or 8" from the underside of the worksurface.
- Includes GM5 Grommet Top Center
- Hand of Linking Bridge is determined by location of half end panel from user side
- The standard grain direction is cross grain (**CG**). To remove cross grain veneer pattern on top, delete suffix "**CG**" from the model number (no upcharge)



SIDE BY SIDE COMPONENTS

Note: For a flush connection, please contact Customer Care.

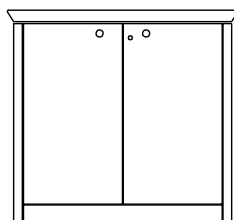



MODULAR PEDESTALS AND HANDLES

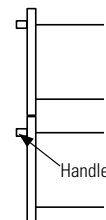
- Modular Pedestal for Kingston.
- Credenza Shells can only be completely filled with modular components that end in ".5" to create a full storage credenza.

When No Handle is specified doors open when touch latch.

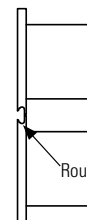
When Handle is specified Touch Latch is not used.



Pedestal Handle



Handle

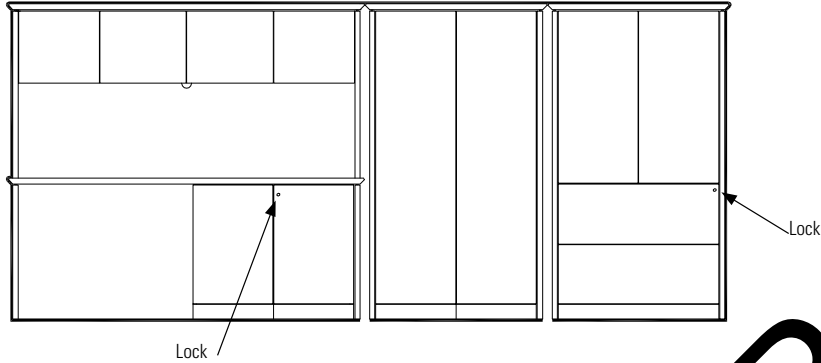


Routed Finger Pull

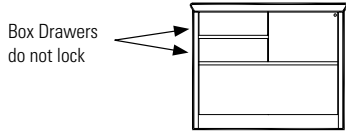
LOCKING

- Locks are standard on all below worksurface level drawer and door storage units with the exception of the pull-out tray units and single lateral file drawer combination tray/slot units.
- Locks are optional on all above worksurface level closed storage units. See Accessories Section (page 263) for lock specification details.

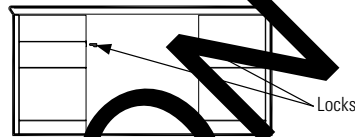
Standard Lock Positions



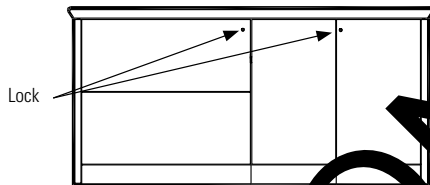
KZR
 Combination Storage Unit:
 Lock for File and Lateral File Drawer only,
 Box Drawers do not lock.



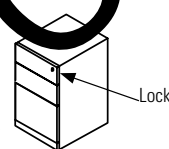
KD7236DE
 Double Pedestal Desk/Credenza:
 Lock for D and E Pedestals are on the inside of the door.



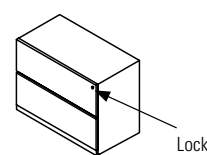
KCF7222
 Full Storage Credenza: Locks are on the front.



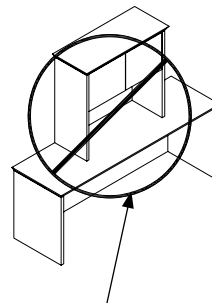
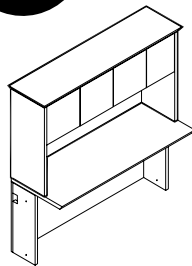

KW
 Modular Furniture:
 Lock is on the front.



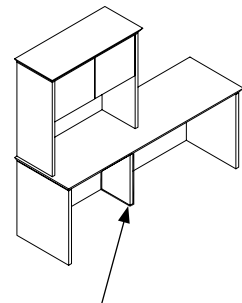
KWF
 Modular Furniture:
 Lock is on the front.



HUTCH POSITIONING



Missing Support
 NOT Recommended

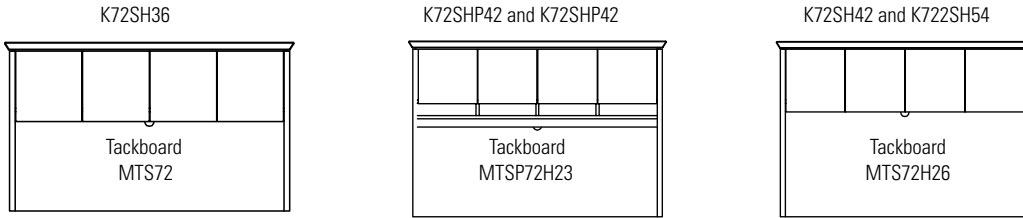


Add optional Support
 SLAB12 (as Special)

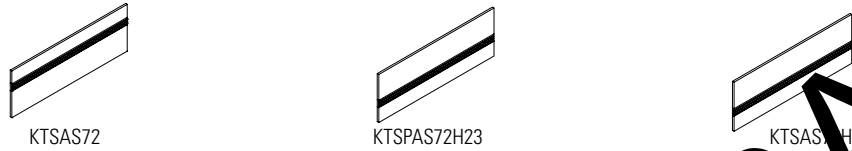
NOT ON CONTRACT

TACKBOARDS

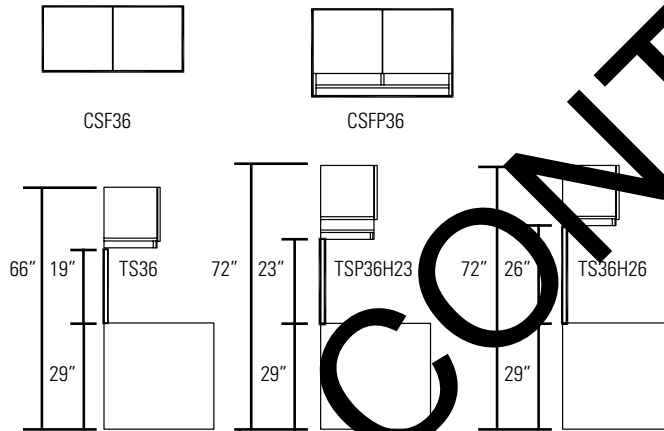
Tackboards for Storage Hutches



Tackboards with Accessory Rail

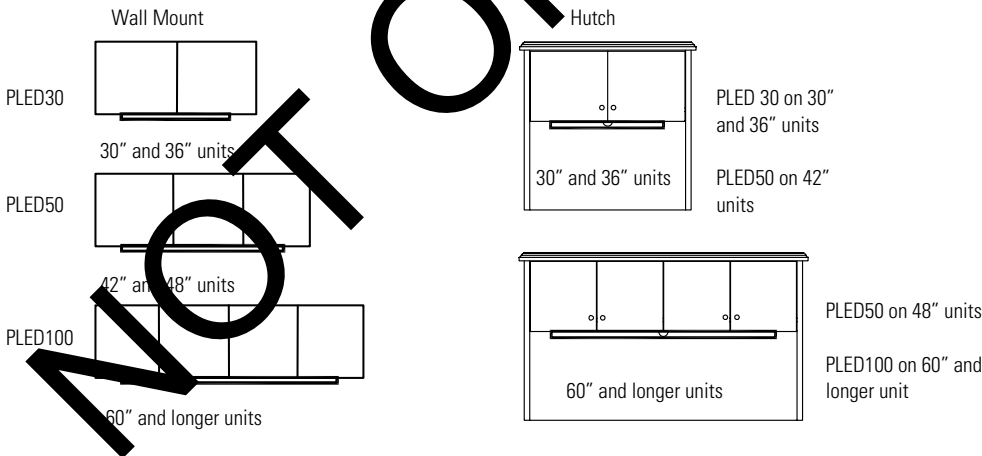


Tackboards for Wall Mount Overheads



LIGHTING

For hutches and wall mount overheads



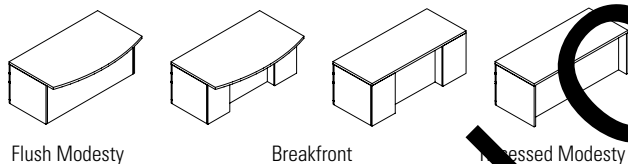
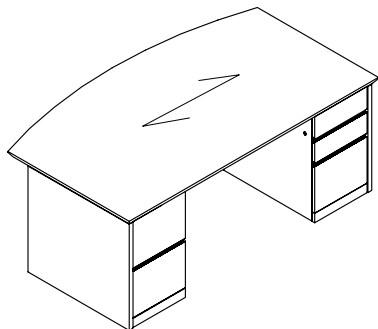
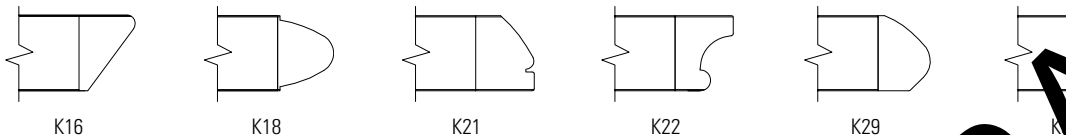
NOT ON CONTRACT

DESKS - NOTES

D x W x H

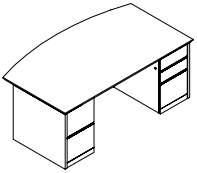
NOTE: Arrow indicates direction of grain

- All desks are shipped assembled
- Kneewell locking standard
- Desks available with a variety of modesty options: flush, breakfront, recessed and glass
- If Handle is not specified Routed Pull, Black Lock & Grommet are standard
- If Handle is specified:
 - Black and Brass handle = Black Lock & Grommet
 - Silver, Nickel and Tungsten handle = Tungsten Lock & Grommet
- Grommets are available as an option on Desks and most Credenzas.
- Edge options - must specify:



NOT ON CONTRACT

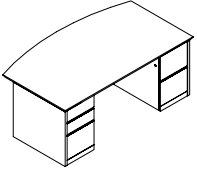
DOUBLE PEDESTAL DESKS



Double Pedestal Bow Top Desk

MODEL#	DIMENSIONS D x W x H	FREIGHT CLASS	WT./LBS.	CUBIC FT.	LIST PRICE
KMD8442ED	44 x 86 x 29	125	407	59	\$10120
KMD7842ED	44 x 80 x 29	125	392	55	\$9398
KMD7242ED	44 x 74 x 29	125	377	51	\$8672
KMD6636ED	38 x 68 x 29	100	340	40	\$8412

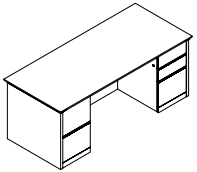
Standard with full to floor **file/file** pedestal on **left** and **box/box/file** pedestal on **right**. Pedestals lock.
Full Height Modesty Panel.



Double Pedestal Bow Top Desk

KMD8442DE	44 x 86 x 29	125	407	59	\$10120
KMD7842DE	44 x 80 x 29	125	392	55	\$9398
KMD7242DE	44 x 74 x 29	125	377	51	\$8672
KMD6636DE	38 x 68 x 29	100	340	40	\$8412

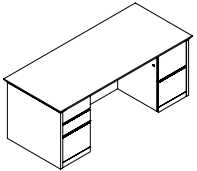
Standard with full to floor **file/file** pedestal on **right** and **box/box/file** pedestal on **left**. Pedestals lock.
Full Height Modesty Panel.



Double Pedestal Desk

KD8442ED	44 x 86 x 29	125	421	59	\$8604
KD7842ED	44 x 80 x 29	125	421	55	\$7992
KD7236ED	38 x 74 x 29	100	375	44	\$7378
KD7230ED	32 x 74 x 29	100	345	36	\$7266
KD6636ED	38 x 68 x 29	100	360	40	\$7266
KD6630ED	32 x 68 x 29	92.5	330	33	\$7149
KD6030ED	32 x 62 x 29	92.5	315	30	\$6925

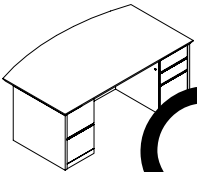
Standard with full to floor **file/file** pedestal on **left** and **box/box/file** pedestal on **right**. Pedestals lock.
Full height modesty panel.



Double Pedestal Desk

KD8442DE	44 x 86 x 29	125	442	59	\$8604
KD7842DE	44 x 80 x 29	125	421	55	\$7992
KD7236DE	38 x 74 x 29	100	375	44	\$7378
KD7230DE	32 x 74 x 29	100	345	36	\$7266
KD6636DE	38 x 68 x 29	100	360	40	\$7266
KD6630DE	32 x 68 x 29	92.5	330	33	\$7149
KD6030DE	32 x 62 x 29	92.5	315	30	\$6925

Standard with full to floor **file/file** pedestal on **right** and **box/box/file** pedestal on **left**. Pedestals lock.
Full height modesty panel.



**Double Pedestal Bow Top Desk*
Breakfront Style**

KMID8442ED	44 x 86 x 29	125	407	59	\$11129
KMID7842ED	44 x 80 x 29	125	392	55	\$10336
KMID7242ED	44 x 74 x 29	125	377	51	\$9544
KMID6636ED	38 x 68 x 29	100	345	40	\$9250

Standard with full to floor **file/file** pedestal on **left** and **box/box/file** pedestal on **right**. Pedestals lock.
Inset Full Height Modesty Panel.

- For Aluminum Framed Glass Modesty option on Breakfront Style add "G" to the end of the product code. Add **\$1776**.

Required Specifications

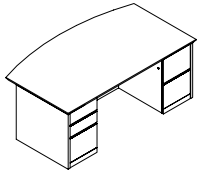
Finish
Edge

Optional Specifications

Handles
Additional grommet
Glass modesty panel*

DESKS

MODEL# DIMENSIONS FREIGHT CLASS WT/LBS. CUBIC FT. LIST PRICE

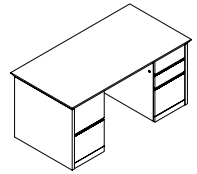


**Double Pedestal Bow Top Desk*
Breakfront Style**

D x W x H						
KMID8442DE	44 x 86 x 29	125	407	59		\$11129
KMID7842DE	44 x 80 x 29	125	392	55		\$10336
KMID7242DE	44 x 74 x 29	125	377	51		\$9544
KMID6636DE	38 x 68 x 29	100	345	40		\$9250

Standard with full to floor **box/box/file** pedestal on **left** and **file/file** pedestal on **right**. Pedestals lock.
Inset Full Height Modesty Panel.

- For Aluminum Framed Glass Modesty option on Breakfront Style add "G" to the end of the product code. Add **\$1776**.

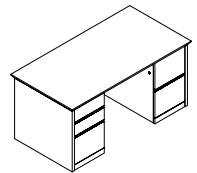


**Double Pedestal Desk*
Breakfront Style**

KID8442ED	44 x 86 x 29	125	442	59		\$7469
KID7842ED	44 x 80 x 29	125	421	55		\$7789
KID7236ED	38 x 74 x 29	100	375	44		\$8115
KID7230ED	32 x 74 x 29	100	345	36		\$7992
KID6636ED	38 x 68 x 29	100	360	40		\$7992
KID6630ED	32 x 68 x 29	92.5	330	33		\$7868
KID6030ED	32 x 62 x 29	92.5	315	30		\$7615

Standard with full to floor **file/file** pedestal on **left** and **box/box/file** pedestal on **right**. Pedestals lock.
Inset Full Height Modesty Panel.

- For Aluminum Framed Glass Modesty option on Breakfront Style add "G" to the end of the product code. Add **\$1776**.

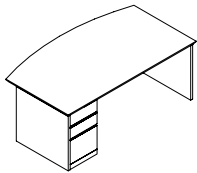


**Double Pedestal Desk*
Breakfront Style**

KID8442DE	44 x 86 x 29	125	442	59		\$9469
KID7842DE	44 x 80 x 29	125	421	55		\$8789
KID7236DE	38 x 74 x 29	100	375	44		\$8115
KID7230DE	32 x 74 x 29	100	345	36		\$7992
KID6636DE	38 x 68 x 29	100	360	40		\$7992
KID6630DE	32 x 68 x 29	92.5	330	33		\$7868
KID6030DE	32 x 62 x 29	92.5	315	30		\$7615

Standard with full to floor **box/box/file** pedestal on **left** and **file/file** pedestal on **right**. Pedestals lock.
Inset Full Height Modesty Panel.

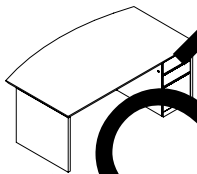
- For Aluminum Framed Glass Modesty option on Breakfront Style add "G" to the end of the product code. Add **\$1776**.



Single Pedestal Bow Top Desk - Left

KMSL8442D	44 x 86 x 29	150	352	59		\$8019
KMSL7842D	44 x 80 x 29	125	337	55		\$7447
KMSL7242D	44 x 74 x 29	125	322	51		\$6874
KMSL6636D	38 x 68 x 29	125	290	40		\$6611

Standard with full to floor **box/box/file** pedestal on **left**. Pedestal locks.
Full height modesty panel.



Single Pedestal Bow Top Desk - Right

KMSR8442D	44 x 86 x 29	150	352	59		\$8019
KMSR7842D	44 x 80 x 29	125	337	55		\$7447
KMSR7242D	44 x 74 x 29	125	322	51		\$6874
KMSR6636D	38 x 68 x 29	125	290	40		\$6611

Standard with full to floor **box/box/file** pedestal on **right**. Pedestal locks.
Full height modesty panel.

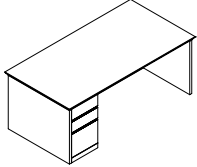
Required Specifications

Finish
Edge

Optional Specifications

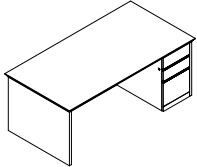
Handles
Additional grommet
Glass modesty panel*

DESKS	MODEL#	DIMENSIONS	FREIGHT CLASS	WT./LBS.	CUBIC FT.	LIST PRICE
		D x W x H				
	KSL8442D	44 x 86 x 29	125	387	59	\$7540
	KSL7842D	44 x 80 x 29	125	366	55	\$7103
	KSL7236D	38 x 74 x 29	125	320	44	\$5627
	KSL7230D	32 x 74 x 29	100	290	36	\$5374
	KSL6636D	38 x 68 x 29	125	305	40	\$5374
	KSL6630D	32 x 68 x 29	100	275	33	\$5129
	KSL6030D	32 x 62 x 29	100	260	30	\$4903



Single Pedestal Desk

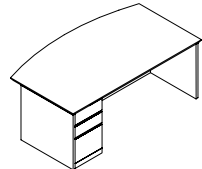
Standard with full to floor **box/box/file** pedestal on **left**. Pedestals lock.
Full Height Modesty Panel.



Single Pedestal Desk

KSR8442D	44 x 86 x 29	125	387	59	\$7540
KSR7842D	44 x 80 x 29	125	366	55	\$7103
KSR7236D	38 x 74 x 29	125	320	44	\$5627
KSR7230D	32 x 74 x 29	100	290	36	\$5374
KSR6636D	38 x 68 x 29	125	305	40	\$5374
KSR6630D	32 x 68 x 29	100	275	33	\$5129
KSR6030D	32 x 62 x 29	100	260	30	\$4903

Standard with full to floor **box/box/file** pedestal on **right**. Pedestals lock.
Full Height Modesty Panel.

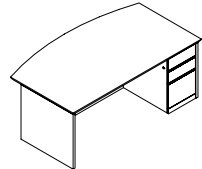


**Single Pedestal Desk - Left*
Breakfront Style**

KMISL8442D	44 x 86 x 29	125	452	59	\$8819
KMISL7842D	44 x 80 x 29	125	367	55	\$8190
KMISL7242D	44 x 74 x 29	125	322	51	\$7563
KMISL6636D	38 x 68 x 29	125	290	40	\$7273

Standard with full to floor **box/box/file** pedestal on **left**. Pedestals lock.
Inset Full Height Modesty Panel.

- For Aluminum Framed Glass Modesty option on Breakfront Style add "G" to the end of the product code. Add **\$1776**.

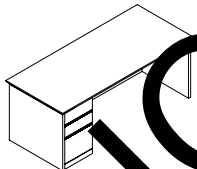


**Single Pedestal Desk - Right*
Breakfront Style**

KMISR8442D	44 x 86 x 29	125	452	59	\$8819
KMISR7842D	44 x 80 x 29	125	337	55	\$8190
KMISR7242D	44 x 74 x 29	125	322	51	\$7563
KMISR6636D	38 x 68 x 29	125	290	40	\$7273

Standard with full to floor **box/box/file** pedestal on **right**. Pedestals lock.
Inset Full Height Modesty Panel.

- For Aluminum Framed Glass Modesty option on Breakfront Style add "G" to the end of the product code. Add **\$1776**.



**Single Pedestal Desk - Left*
Breakfront Style**

KISL8442D	44 x 86 x 29	125	387	59	\$8421
KISL7842D	44 x 80 x 29	125	366	55	\$7820
KISL7236D	38 x 74 x 29	125	320	44	\$6187
KISL7230D	32 x 74 x 29	100	290	36	\$5911
KISL6636D	38 x 68 x 29	125	305	40	\$5911
KISL6630D	32 x 68 x 29	100	275	33	\$5642
KISL6030D	32 x 62 x 29	100	260	30	\$5392

Standard with full to floor **box/box/file** pedestal on **left**. Pedestals lock.
Inset Full Height Modesty Panel.

- For Aluminum Framed Glass Modesty option on Breakfront Style add "G" to the end of the product code. Add **\$1776**.

Required Specifications

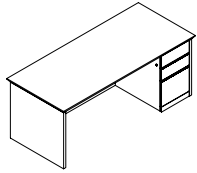
Finish
Edge

Optional Specifications

Handles
Additional grommet
Glass modesty panel*

DESKS

MODEL# DIMENSIONS FREIGHT CLASS WT/LBS. CUBIC FT. LIST PRICE

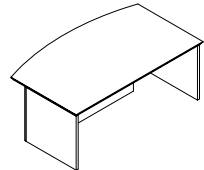


Single Pedestal Desk - Right*
Breakfront Style

D x W x H						
KISR8442D	44 x 86 x 29	125	387	59		\$8421
KISR7842D	44 x 80 x 29	125	366	55		\$7820
KISR7236D	38 x 74 x 29	125	320	44		\$6187
KISR7230D	32 x 74 x 29	100	290	36		\$5911
KISR6636D	38 x 68 x 29	125	305	40		\$5911
KISR6630D	32 x 68 x 29	100	275	33		\$5642
KISR6030D	32 x 62 x 29	100	260	30		\$5392

Standard with full to floor **box/box/file** pedestal on **right**. Pedestals lock.
Inset Full Height Modesty Panel.

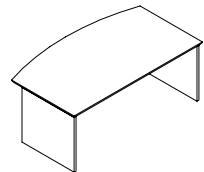
- For Aluminum Framed Glass Modesty option on Breakfront Style add "G" to the end of the product code. Add **\$1776**.



Desk Shell, Bow Top
Breakfront Style

KMIT8442	44 x 86 x 29	125	380	59		\$8784
KMIT7842	44 x 80 x 29	125	353	55		\$6361
KMIT7242	44 x 74 x 29	125	331	51		\$5923
KMIT6636	38 x 68 x 29	125	287	40		\$5615

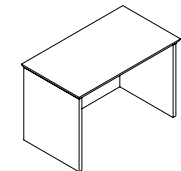
Inset Full Height Modesty Panel.



Desk Shell, Bow Top

KMT8442	44 x 86 x 29	150	277	59		\$6164
KMT7842	44 x 80 x 29	150	282	55		\$5720
KMT7242	44 x 74 x 29	150	267	51		\$5283
KMT6636	38 x 68 x 29	150	235	40		\$4980

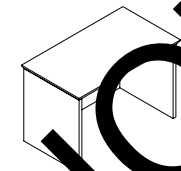
Recessed Modesty Panel.



Desk Shell

KT8442	44 x 86 x 29	125	337	55		\$5730
KT7842	44 x 80 x 29	125	317	51		\$5321
KT8436	38 x 86 x 29	125	317	51		\$4913
KT7836	38 x 80 x 29	125	296	47		\$4564
KT7236	32 x 86 x 29	125	265	44		\$4216
KT7230	32 x 74 x 29	125	235	36		\$3967
KT6636	38 x 68 x 29	125	250	40		\$3967
KT6630	32 x 68 x 29	125	220	33		\$3727
KT6030	32 x 62 x 29	125	205	30		\$3407

Recessed Modesty Panel.



Desk Shell

KT4822	24 x 50 x 29	150	95	17		\$2440
KT4222	24 x 44 x 29	150	85	15		\$2044
KT3622	24 x 38 x 29	150	75	13		\$1972
KT3022	24 x 32 x 29	150	65	11		\$1933
KT4820	22 x 50 x 29	150	95	17		\$2222
KT4220	22 x 44 x 29	150	85	15		\$1858
KT3620	22 x 38 x 29	125	75	12		\$1795
KT3020	22 x 32 x 29	125	65	10		\$1760

Flush modesty panel.

Required Specifications

Finish
Edge

Optional Specifications

Handles
Additional grommet
Glass modesty panel*

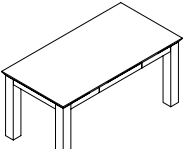
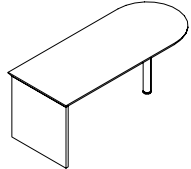
DESKS	MODEL#	DIMENSIONS	FREIGHT CLASS	WT/LBS.	CUBIC FT.	LIST PRICE
		D x W x H				
	KTB8442	44 x 86 x 29	150	272	59	\$10790
	KTB7842	44 x 80 x 29	150	253	55	\$10021
	KTB7236	38 x 74 x 29	150	205	44	\$7925
	KTB7230	32 x 74 x 29	150	192	36	\$7782
	KTB6636	38 x 68 x 29	150	192	40	\$7782
	KTB6630	32 x 68 x 29	150	188	33	\$7630
	KTB6030	32 x 62 x 29	150	171	30	\$7267

Table Desk*

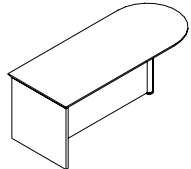
3" apron, center pencil drawer. 4" square legs.



"D" Shaped Connecting Table Desk*

KDD8436	36 x 84 x 29	125	343	51	\$5497
KDD7236	36 x 72 x 29	125	294	44	\$4708
KDD7230	30 x 72 x 29	125	264	36	\$4377
KDD6636	36 x 66 x 29	125	245	40	\$4546
KDD6030	30 x 60 x 29	125	225	30	\$4200

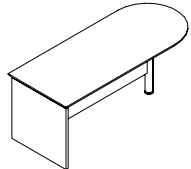
3" wood post and full end panel.



"D" Shaped Connecting Table Desk

KDDF8436	36 x 84 x 29	125	343	51	\$6751
KDDF7236	36 x 72 x 29	125	294	44	\$5794
KDDF7230	30 x 72 x 29	125	264	36	\$5456
KDDF6636	36 x 66 x 29	125	245	40	\$5456
KDDF6030	30 x 60 x 29	125	225	30	\$5285

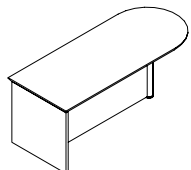
3" wood post, full modesty panel, and full end panel.



"D" Shaped Connecting Table Desk

KQDD8436	36 x 84 x 29	125	357	51	\$6340
KQDD7236	36 x 72 x 29	125	311	44	\$5431
KQDD7230	30 x 72 x 29	125	281	36	\$5099
KQDD6636	36 x 66 x 29	125	264	40	\$5099
KQDD6030	30 x 60 x 29	100	247	30	\$4930

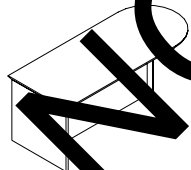
3" wood post, 3/4" modesty panel, and full end panel.



"D" Shaped Connecting Table Desk - Left

KDDCL8436	36 x 84 x 29	125	368	51	\$7178
KDDCL7236	36 x 72 x 29	125	320	44	\$6152
KDDCL7230	30 x 72 x 29	100	290	36	\$5815
KDDCL6636	36 x 66 x 29	125	270	40	\$5815
KDDCL6030	30 x 60 x 29	100	242	30	\$5648

Full height curved modesty panel, 3" wood post, and full end panel.



"D" Shaped Connecting Table Desk - Right

KDDCR8436	36 x 84 x 29	125	368	51	\$7178
KDDCR7236	36 x 72 x 29	125	320	44	\$6152
KDDCR7230	30 x 72 x 29	100	290	36	\$5815
KDDCR6636	36 x 66 x 29	125	270	40	\$5815
KDDCR6030	30 x 60 x 29	100	242	30	\$5648

Full height curved modesty panel, 3" wood post, and full end panel.

Required Specifications

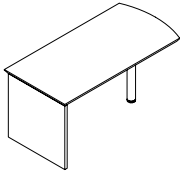
Finish
Edge

Optional Specifications

Additional grommet
Base upgrade* (see accessories for options)

DESKS

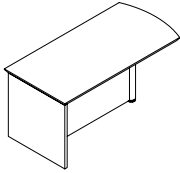
MODEL# DIMENSIONS FREIGHT CLASS WT/LBS. CUBIC FT. LIST PRICE



Connecting Bow End Table Desk*

D x W x H					
KDDBE8436	36 x 84 x 29	125	343	51	\$5497
KDDBE7236	36 x 72 x 29	125	294	44	\$4708
KDDBE7230	30 x 72 x 29	125	264	36	\$4377
KDDBE6636	36 x 66 x 29	125	245	40	\$4377
KDDBE6030	30 x 60 x 29	125	225	30	\$4206

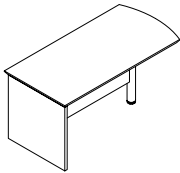
3" wood post and full end panel.



Connecting Bow End Table Desk

KDDBEF8436	36 x 84 x 29	125	368	51	\$6751
KDDBEF7236	36 x 72 x 29	125	320	44	\$5791
KDDBEF7230	30 x 72 x 29	100	290	36	\$456
KDDBEF6636	36 x 66 x 29	125	271	40	\$456
KDDBEF6030	30 x 60 x 29	100	247	30	\$5285

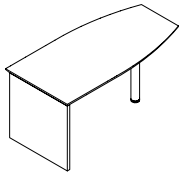
3" wood post, full modesty panel, and full end panel.



Connecting Bow End Table Desk

KQDDBE8436	36 x 84 x 29	125	357	51	\$6340
KQDDBE7236	36 x 72 x 29	125	311	44	\$5431
KQDDBE7230	30 x 72 x 29	125	281	36	\$5099
KQDDBE6636	36 x 66 x 29	125	264	40	\$5099
KQDDBE6030	30 x 60 x 29	100	247	30	\$4930

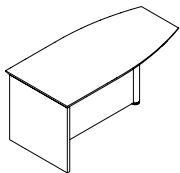
3" wood post, 3/4 modesty panel, and full end panel.



Connecting Boat Shaped Table Desk*

KDDBS8442	42 x 84 x 29	125	414	59	\$6507
KDDBS8436	36 x 84 x 29	125	343	51	\$5497
KDDBS7236	36 x 72 x 29	125	314	44	\$4708
KDDBS7230	30 x 72 x 29	125	284	36	\$4377
KDDBS6636	36 x 66 x 29	125	265	40	\$4377
KDDBS6030	30 x 60 x 29	100	245	30	\$4206


3" wood post and full end panel.



Connecting Boat Shaped Table Desk

KDDBSF8442	42 x 84 x 29	125	429	59	\$7879
KDDBSF8436	36 x 84 x 29	125	368	51	\$6751
KDDBSF7236	36 x 72 x 29	125	320	44	\$5791
KDDBSF7230	30 x 72 x 29	100	290	36	\$456
KDDBSF6636	36 x 66 x 29	125	271	40	\$456
KDDBSF6030	30 x 60 x 29	100	247	30	\$5285

3" wood post, full modesty panel, and full end panel.



"P" Shaped Connecting Table - Left*

KTPL9642	42 x 96 x 29	125	440	68	\$6867
KTPL8442	42 x 84 x 29	125	385	59	\$6008
KTPL7242	42 x 72 x 29	125	319	51	\$5480

3" wood post and full end panel.

Required Specifications

Finish
 Edge

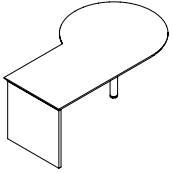
Optional Specifications

Additional grommet
 Base upgrade* (see accessories for options)

P-SHAPED CONNECTING TABLES

MODEL# DIMENSIONS FREIGHT CLASS WT/LBS. CUBIC FT. LIST PRICE

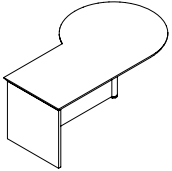
D x W x H



"P" Shaped Connecting Table - Right*

KTPR9642	42 x 96 x 29	125	440	68	\$6867
KTPR8442	42 x 84 x 29	125	385	59	\$6008
KTPR7242	42 x 72 x 29	125	319	51	\$5480

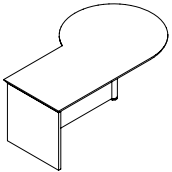
3" wood post and full end panel.



"P" Shaped Connecting Table - Left

KTPFL9642	42 x 96 x 29	150	317	68	\$8102
KTPFL8442	42 x 84 x 29	150	277	59	\$6250
KTPFL7242	42 x 72 x 29	150	211	51	\$6562

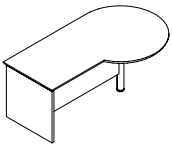
3" wood post, full height modesty panel, and full end panel.



"P" Shaped Connecting Table - Right

KTPFR9642	42 x 96 x 29	150	317	68	\$8102
KTPFR8442	42 x 84 x 29	150	277	59	\$6250
KTPFR7242	42 x 72 x 29	150	211	51	\$6562

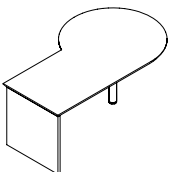
3" wood post, full height modesty panel, and full end panel.



"P" Shaped Connecting Table - Left

KQTPL9642	42 x 96 x 29	150	291	68	\$7691
KQTPL8442	42 x 84 x 29	150	255	59	\$6730
KQTPL7242	42 x 72 x 29	250	189	51	\$6198

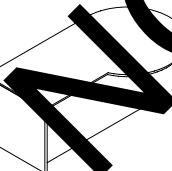
3" wood post, 3/4 height modesty panel, and full end panel.



"P" Shaped Connecting Table - Right

KQTPR9642	42 x 96 x 29	150	291	68	\$7691
KQTPR8442	42 x 84 x 29	150	255	59	\$6730
KQTPR7242	42 x 72 x 29	250	189	51	\$6198

3" wood post, 3/4 height modesty panel, and full end panel.



"P" Shaped Connecting Table - Left

KTPCL9642	42 x 96 x 29	150	317	68	\$8509
KTPCL8442	42 x 84 x 29	150	277	59	\$7451
KTPCL7242	42 x 72 x 29	150	211	51	\$6591

3" wood post, curved modesty panel, and full end panel.

Required Specifications

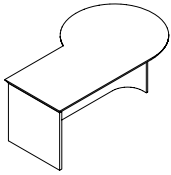
Finish
Edge

Optional Specifications

Additional grommet
Base upgrade* (see accessories for options)

NOT ON CONTRACT

P-SHAPED CONNECTING TABLES



"P" Shaped Connecting Table - Right

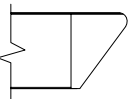
MODEL#	DIMENSIONS	FREIGHT CLASS	WT/LBS.	CUBIC FT.	LIST PRICE
--------	------------	---------------	---------	-----------	------------

D x W x H					
KTPCR9642	42 x 96 x 29	150	317	68	\$8509
KTPCR8442	42 x 84 x 29	150	277	59	\$7451
KTPCR7242	42 x 72 x 29	150	211	51	\$6591

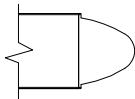
3" wood post, curved modesty panel, and full end panel.

RETURNS - NOTES

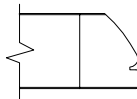
- All returns are shipped assembled
- Kneewell locking standard
- The standard grain direction on returns is cross grain (CG). To remove cross grain veneer pattern on top, delete suffix "CG" from the model number (no change)
- If Handle is not specified Routed Pull, Black Lock & Grommet are standard
- If Handle is specified:
 - Black and Brass handle = Black Lock & Grommet
 - Silver, Nickel and Tungsten handle = Tungsten Lock & Grommet
- Grommets are available as an option on Desks and most Credenzas.
- Edge options - must specify:



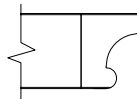
K16



K18



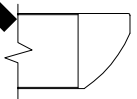
K21



K22



K29

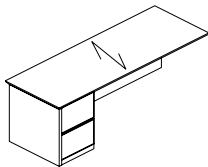


K30

• **NOTE:** Arrow indicates direction of grain

RETURNS

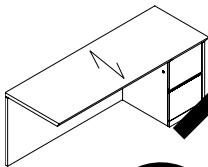
MODEL#	DIMENSIONS	FREIGHT CLASS	WT/LBS.	CUBIC FT.	LIST PRICE
--------	------------	---------------	---------	-----------	------------



Executive Return - Left*

KERL7222ECG	24 x 73 x 29	100	250	29	\$5564
KERL6622ECG	24 x 67 x 29	100	236	27	\$5360
KERL6022ECG	24 x 61 x 29	100	227	24	\$4872
KERL5422ECG	24 x 55 x 29	100	205	22	\$4699
KERL4822ECG	24 x 49 x 29	100	185	19	\$4176
KERL4222ECG	24 x 43 x 29	92.5	178	17	\$4020

Standard with full floor file/file pedestal on left. Pedestal locks. Full height flush back panel.



Executive Return - Right*

KERR7222ECG	24 x 73 x 29	100	250	29	\$5564
KERR6622ECG	24 x 67 x 29	100	236	27	\$5360
KERR6022ECG	24 x 61 x 29	100	227	24	\$4872
KERR5422ECG	24 x 55 x 29	100	205	22	\$4699
KERR4822ECG	24 x 49 x 29	100	185	19	\$4176
KERR4222ECG	24 x 43 x 29	92.5	178	17	\$4020

Standard with full to floor file/file pedestal on right. Pedestal locks. Full height flush back panel.

Required Specifications

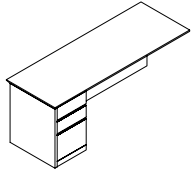
Finish
Edge

Optional Specifications

Handles*
Additional grommet

EXECUTIVE RETURNS

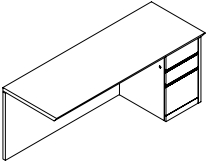
MODEL# DIMENSIONS FREIGHT CLASS WT./LBS. CUBIC FT. LIST PRICE



Executive Return - Left*

	D x W x H					
KERL7222DCG	24 x 73 x 29	92.5	178	17		\$5564
KERL6622DCG	24 x 67 x 29	100	236	27		\$5360
KERL6022DCG	24 x 61 x 29	100	227	24		\$4872
KERL5422DCG	24 x 55 x 29	100	205	22		\$4699
KERL4822DCG	24 x 49 x 29	100	185	19		\$4176
KERL4222DCG	24 x 43 x 29	92.5	178	17		\$4020

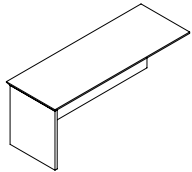
Standard with full to floor **box/box/file** pedestal on **left**. Pedestal locks. Full height flush back panel.



Executive Return - Right*

KERR7222DCG	24 x 73 x 29	92.5	178	17		\$5564
KERR6622DCG	24 x 67 x 29	100	236	27		\$5360
KERR6022DCG	24 x 61 x 29	100	227	24		\$4872
KERR5422DCG	24 x 55 x 29	100	205	22		\$4699
KERR4822DCG	24 x 49 x 29	100	185	19		\$4176
KERR4222DCG	24 x 43 x 29	92.5	178	17		\$4020

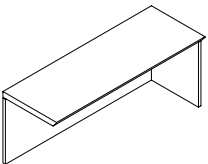
Standard with full to floor **box/box/file** pedestal on **right**. Pedestal locks. Full height flush back panel.



Executive Return - Left

KERL7222CG	24 x 73 x 29	150	178	29		\$3123
KERL6622CG	24 x 67 x 29	150	227	27		\$2864
KERL6022CG	24 x 61 x 29	150	120	24		\$2602
KERL5422CG	24 x 55 x 29	150	112	22		\$2340
KERL4822CG	24 x 49 x 29	150	105	19		\$2083
KERL4222CG	24 x 43 x 29	150	97	17		\$1819

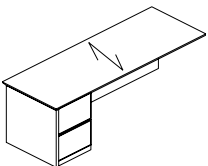
Full height flush back panel.



Executive Return - Right

KERR7222CG	24 x 73 x 29	150	135	29		\$3123
KERR6622CG	24 x 67 x 29	150	127	27		\$2864
KERR6022CG	24 x 61 x 29	150	120	24		\$2602
KERR5422CG	24 x 55 x 29	150	112	22		\$2340
KERR4822CG	24 x 49 x 29	150	105	19		\$2083
KERR4222CG	24 x 43 x 29	150	97	17		\$1819

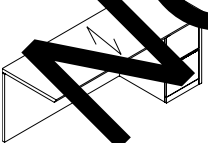
Full height flush back panel.



Executive Return - Left*

KERL7220ECG	22 x 73 x 29	100	240	27		\$5298
KERL6620ECG	22 x 67 x 29	100	231	24		\$5103
KERL6020ECG	22 x 61 x 29	92.5	222	22		\$4640
KERL5420ECG	22 x 55 x 29	92.5	200	20		\$4473
KERL4820ECG	22 x 49 x 29	92.5	180	18		\$3975
KERL4220ECG	22 x 43 x 29	92.5	173	16		\$3831

Standard with full to floor **file/file** pedestal on **left**. Pedestal locks. Full height flush back panel.



Executive Return - Right*

KERR7220ECG	22 x 73 x 29	100	240	27		\$5298
KERR6620ECG	22 x 67 x 29	100	231	24		\$5103
KERR6020ECG	22 x 61 x 29	92.5	222	22		\$4640
KERR5420ECG	22 x 55 x 29	92.5	200	20		\$4473
KERR4820ECG	22 x 49 x 29	92.5	180	18		\$3975
KERR4220ECG	22 x 43 x 29	92.5	173	16		\$3831

Standard with full to floor **file/file** pedestal on **right**. Pedestal locks. Full height flush back panel.

Required Specifications

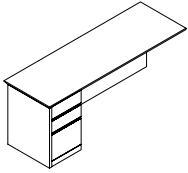
Finish
Edge

Optional Specifications

Handles*
Additional grommet

EXECUTIVE RETURNS

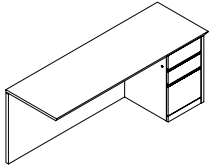
MODEL# DIMENSIONS FREIGHT CLASS WT/LBS. CUBIC FT. LIST PRICE



Executive Return - Left*

	D x W x H				
KERL7220DCG	22 x 73 x 29	100	240	27	\$5298
KERL6620DCG	22 x 67 x 29	100	231	24	\$5103
KERL6020DCG	22 x 61 x 29	92.5	222	22	\$4640
KERL5420DCG	22 x 55 x 29	92.5	200	20	\$4473
KERL4820DCG	22 x 49 x 29	92.5	180	18	\$3975
KERL4220DCG	22 x 43 x 29	92.5	173	16	\$3831

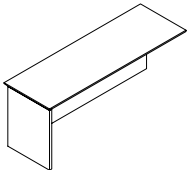
Standard with full to floor **box/box/file** pedestal on **left**. Pedestal locks. Full height flush back panel.



Executive Return - Right*

KERR7220DCG	22 x 73 x 29	100	240	27	\$5298
KERR6620DCG	22 x 67 x 29	100	231	24	\$5103
KERR6020DCG	22 x 61 x 29	92.5	222	22	\$4640
KERR5420DCG	22 x 55 x 29	92.5	200	20	\$4473
KERR4820DCG	22 x 49 x 29	92.5	180	18	\$3975
KERR4220DCG	22 x 43 x 29	92.5	173	16	\$3831

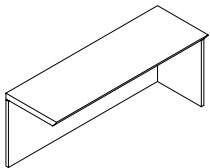
Standard with full to floor **box/box/file** pedestal on **right**. Pedestal locks. Full height flush back panel.



Executive Return - Left

KERL7220CG	22 x 73 x 29	150	130	27	\$2974
KERL6620CG	22 x 67 x 29	150	122	24	\$2728
KERL6020CG	22 x 61 x 29	150	115	22	\$2479
KERL5420CG	22 x 55 x 29	150	105	20	\$2229
KERL4820CG	22 x 49 x 29	150	100	18	\$1985
KERL4220CG	22 x 43 x 29	150	90	16	\$1733

Full height flush back panel.



Executive Return - Right

KERR7220CG	22 x 73 x 29	150	130	27	\$2974
KERR6620CG	22 x 67 x 29	150	122	24	\$2728
KERR6020CG	22 x 61 x 29	150	115	22	\$2479
KERR5420CG	22 x 55 x 29	150	105	20	\$2229
KERR4820CG	22 x 49 x 29	150	100	18	\$1985
KERR4220CG	22 x 43 x 29	150	90	16	\$1733

Full height flush back panel.

NOT ON CONTRACT

Required Specifications

Finish
 Edge

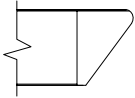
Optional Specifications

Handles*
 Additional grommet

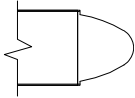
PIANO DESKS - NOTES

D x W x H

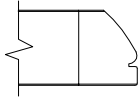
- All desks are shipped assembled
- Units include installed horizontal wire management
- Unit is handed by Post leg.
- Not for use with regular corner units
- If grommet (optional) color is not specified, Black grommet is standard.
- Grommets are available as an option on Desks and most Credenzas.
- Edge options - must specify:



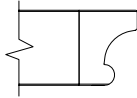
K16



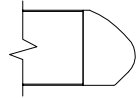
K18



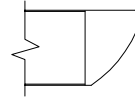
K21



K22



K29

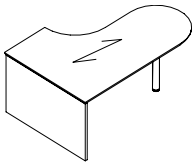


K30

- **NOTE:** Arrow indicates direction of grain
- For cross grain veneer pattern on top, add (CG).

PIANO DESKS

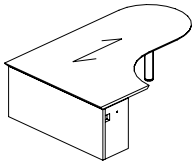
MODEL# DIMENSIONS FREIGHT CLASS WT./LBS. CU. FT NET PRICE



D-shaped Piano Desk - Left*

KTDP L96304822	48 x 96 x 29	125	464	77	\$7127
KTDP L84304822	48 x 84 x 29	150	406	68	\$6343
KTDP L72304822	48 x 72 x 29	125	348	58	\$5554

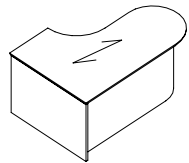
3" wood post and full end panel, 30"D worksurface and 24" return connection.



D-shaped Piano Desk - Right*

KTDP R96304822	48 x 96 x 29	125	464	77	\$7127
KTDP R84304822	48 x 84 x 29	150	406	68	\$6343
KTDP R72304822	48 x 72 x 29	125	348	58	\$5554

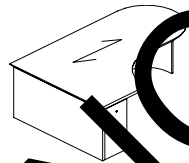
3" wood post and full end panel, 30"D worksurface and 24" return connection.



D-shaped Piano Desk - Left

KTDPCL96304822	48 x 96 x 29	125	479	77	\$9046
KTDPCL84304822	48 x 84 x 29	125	420	68	\$8022
KTDPCL72304822	48 x 72 x 29	125	360	58	\$6995

Full height curved modesty panel, 3" wood post, and full end panel, 30"D worksurface and 24" return connection.



D-shaped Piano Desk - Right

KTDPCLR96304822	48 x 96 x 29	125	479	77	\$9046
KTDPCLR84304822	48 x 84 x 29	125	420	68	\$8022
KTDPCLR72304822	48 x 72 x 29	125	360	58	\$6995

Full height curved modesty panel, 3" wood post, and full end panel, 30"D worksurface and 24" return connection.

Required Specifications

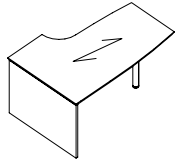
Finish
Edge

Optional Specifications

Additional grommet
Base upgrade* (see accessories for options)

PIANO DESKS

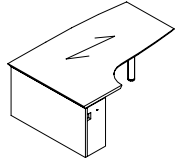
MODEL# DIMENSIONS FREIGHT CLASS WT/LBS. CUBIC FT. LIST PRICE



Boat-shaped Piano Desk - Left*

D x W x H						
KTBP	L96364822	48 x 96 x 29	125	522	87	\$8022
KTBP	L84364822	48 x 84 x 29	125	457	76	\$7132
KTBP	L72364822	48 x 72 x 29	125	392	65	\$6246

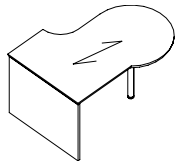
3" wood post and full end panel, with 36"/30"D worksurface and 24" return connection.



Boat-shaped Piano Desk - Right*

KTBP	R96364822	48 x 96 x 29	125	522	87	\$8022
KTBP	R84364822	48 x 84 x 29	125	457	76	\$7132
KTBP	R72364822	48 x 72 x 29	125	392	65	\$6246

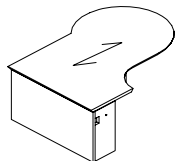
3" wood post and full end panel, with 36"/30"D worksurface and 24" return connection.



P-shaped Piano Desk - Left*

KTPPL	96424822	48 x 96 x 29	150	580	97	\$8133
KTPPL	84424822	48 x 84 x 29	150	508	85	\$7276
KTPPL	72424822	48 x 72 x 29	150	435	73	\$6742

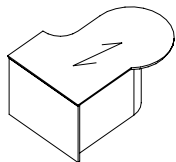
3" wood post and full end panel, with 42"/30"D worksurface and 24" return connection.



P-shaped Piano Desk - Right*

KTPPR	96424822	48 x 96 x 29	150	580	97	\$8133
KTPPR	84424822	48 x 84 x 29	150	508	85	\$7276
KTPPR	72424822	48 x 72 x 29	150	435	73	\$6742

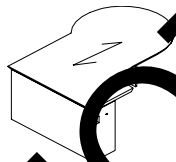
3" wood post and full end panel, with 42"/30"D worksurface and 24" return connection.



P-shaped Piano Desk - Left

KTPPCL	96424822	48 x 96 x 29	125	590	97	\$9773
KTPPCL	84424822	48 x 84 x 29	125	516	85	\$8710
KTPPCL	72424822	48 x 72 x 29	125	442	73	\$8187

Full curved modesty panel, 3" wood post, and full end panel, with 42"/30"D worksurface and 24" return connection.



P-shaped Piano Desk - Right

KTPPCR	96424822	48 x 96 x 29	125	590	97	\$9773
KTPPCR	84424822	48 x 84 x 29	125	516	85	\$8710
KTPPCR	72424822	48 x 72 x 29	125	442	73	\$8187

Full curved modesty panel, 3" wood post, and full end panel, with 42"/30"D worksurface and 24" return connection.

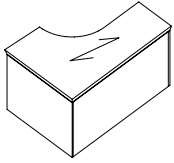
Required Specifications

Finish
 Edge

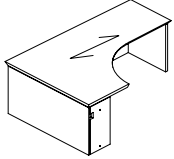
Optional Specifications

Additional grommet
 Base upgrade* (see accessories for options)

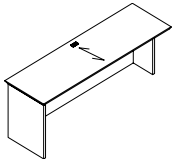
EXTENDED CORNERS



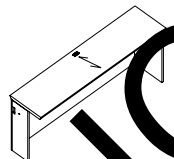
Extended Corner Table - Right



Extended Corner Table - Right



Linking Return - Left



Linking Return - Right

MODEL# DIMENSIONS FREIGHT CLASS WT/LBS. CUBIC FT. LIST PRICE

D x W x H

KEKL964822MR	98 x 48 x 29	150	387	77	\$7744
KEKL904822MR	92 x 48 x 29	150	363	73	\$7314
KEKL844822MR	86 x 48 x 29	150	338	68	\$7225
KEKL784822MR	80 x 48 x 29	150	314	63	\$7188
KEKL724822MR	74 x 48 x 29	150	290	58	\$6209
KEKL664822MR	68 x 48 x 29	150	266	52	\$6371
KEKL604822MR	62 x 48 x 29	150	242	48	\$5901

Self edge on back edge, and 24" return connection.

KEKR489622ML	98 x 48 x 29	150	387	77	\$7744
KEKR489022ML	92 x 48 x 29	150	363	73	\$7314
KEKR488422ML	86 x 48 x 29	150	338	68	\$7225
KEKR487822ML	80 x 48 x 29	150	314	63	\$7188
KEKR487222ML	74 x 48 x 29	150	290	58	\$6209
KEKR486622ML	68 x 48 x 29	150	266	52	\$6371
KEKR486022ML	62 x 48 x 29	150	242	48	\$5901

Self edge on back edge, and 24" return connection.

KVEL9622CG	24 x 97 x 29	150	200	39	\$4706
KVEL9022CG	24 x 91 x 29	150	187	36	\$4411
KVEL8422CG	24 x 85 x 29	150	174	34	\$4118
KVEL7822CG	24 x 79 x 29	150	162	31	\$3823
KVEL7222CG	24 x 73 x 29	150	149	29	\$3533
KVEL6622CG	24 x 67 x 29	150	141	27	\$3316
KVEL6022CG	24 x 61 x 29	150	132	24	\$2948
KVEL5422CG	24 x 55 x 29	150	121	22	\$2924
KVEL4822CG	24 x 47 x 29	125	115	19	\$2748
KVEL4222CG	24 x 43 x 29	125	99	17	\$2312
KVEL3622CG	24 x 37 x 29	150	83	15	\$2231
KVEL3022CG	24 x 31 x 29	125	77	12	\$2220
KVEL2422CG	24 x 25 x 29	125	61	10	\$1839

Used in conjunction with Extended Corner Units or Piano Table Desks

KVER9622CG	24 x 97 x 29	150	200	39	\$4706
KVER9022CG	24 x 91 x 29	150	187	36	\$4411
KVER8422CG	24 x 85 x 29	150	174	34	\$4118
KVER7822CG	24 x 79 x 29	150	162	31	\$3823
KVER7222CG	24 x 73 x 29	150	149	29	\$3533
KVER6622CG	24 x 67 x 29	150	141	27	\$3316
KVER6022CG	24 x 61 x 29	150	132	24	\$2948
KVER5422CG	24 x 55 x 29	150	121	22	\$2924
KVER4822CG	24 x 47 x 29	125	115	19	\$2748
KVER4222CG	24 x 43 x 29	150	99	17	\$2312
KVER3622CG	24 x 37 x 29	150	83	15	\$2231
KVER3022CG	24 x 31 x 29	125	77	12	\$2220
KVER2422CG	24 x 25 x 29	125	61	10	\$1839

Used in conjunction with Extended Corner Units or Piano Table Desks

Required Specifications

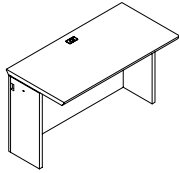
Finish
Edge

Optional Specifications

Additional grommet

NOT A CONTRACT

EXTENDED CORNERS



Bridge

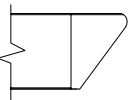
MODEL# DIMENSIONS FREIGHT CLASS WT/LBS. CUBIC FT. LIST PRICE

MODEL#	D x W x H	FREIGHT CLASS	WT/LBS.	CUBIC FT.	LIST PRICE
KBTN4822CG	24 x 48 x 29	125	116	19	\$2662
KBTN4222CG	24 x 42 x 29	125	102	17	\$2231
KBTN3622CG	24 x 36 x 29	150	87	15	\$2152
KBTN3022CG	24 x 30 x 29	125	73	12	\$2107
KBTN2422CG	24 x 24 x 29	150	58	10	\$1768
KBTN1822CG	24 x 18 x 29	150	43	8	\$1330
KBTN1222CG	24 x 12 x 29	150	29	5	\$885

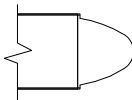
For Extended Corner Units or Piano Table Desks, with full back panel and recessed end panels.

BRIDGES

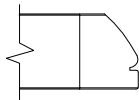
- All bridges are shipped knockdown.
- Not for use with corner units.
- The standard grain direction is cross grain (CG). To remove cross grain veneer pattern on top, delete suffix "CG" from the model number (no up-charge).
- GM5 TC location is standard. If grommet color is not specified, Black grommet is standard.
- Edge options - must specify:



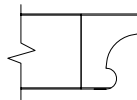
K16



K18



K21



K22



K29



K30

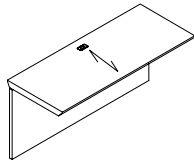
• NOTE: Arrow indicates direction of grain

BRIDGES

MODEL# DIMENSIONS FREIGHT CLASS WT/LBS. CUBIC FT. LIST PRICE

KBT6022CG	24 x 60 x 29	85	108	9	\$2479
KBT5422CG	24 x 54 x 29	85	99	8	\$2231
KBT4822CG	24 x 48 x 29	85	90	7	\$1985
KBT4222CG	24 x 42 x 29	85	81	6	\$1735
KBT6020CG	22 x 60 x 29	85	105	8	\$2258
KBT5420CG	22 x 54 x 29	85	96	8	\$2031
KBT4820CG	22 x 48 x 29	85	87	7	\$1804
KBT4220CG	22 x 42 x 29	85	78	6	\$1547

With full back panel.

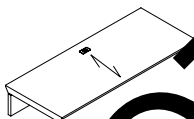


Executive Bridge Top

KBT6020Q8CG	24 x 60 x 9.5	100	83	9	\$2231
KBT5420Q8CG	24 x 54 x 9.5	100	74	8	\$2010
KBT4820Q8CG	24 x 48 x 9.5	100	65	7	\$1780
KBT4220Q8CG	24 x 42 x 9.5	100	56	6	\$1561

KBT6020Q8CG	22 x 60 x 9.5	92.5	80	8	\$2031
KBT5420Q8CG	22 x 54 x 9.5	100	71	8	\$1833
KBT4820Q8CG	22 x 48 x 9.5	100	62	7	\$1630
KBT4220Q8CG	22 x 42 x 9.5	100	53	6	\$1393

With 8" back panel.



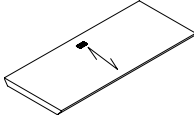
Executive Bridge Top

Required Specifications

Finish
Edge

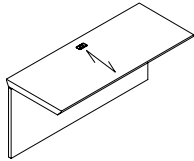
Optional Specifications

Additional grommet

DESKS	MODEL#	DIMENSIONS D x W x H	FREIGHT CLASS	WT/LBS.	CUBIC FT.	LIST PRICE
	KBT5422TCG	24 x 54 x 1.5	100	64	8	\$1335
	KBT4822TCG	24 x 48 x 1.5	125	55	7	\$1192
	KBT4222TCG	24 x 42 x 1.5	125	46	6	\$1045
	KBT5420TCG	22 x 54 x 1.5	125	61	8	\$1223
	KBT4820TCG	22 x 48 x 1.5	125	52	7	\$1086
	KBT4220TCG	22 x 42 x 1.5	125	43	6	\$930

Executive Bridge Top

No back panel.



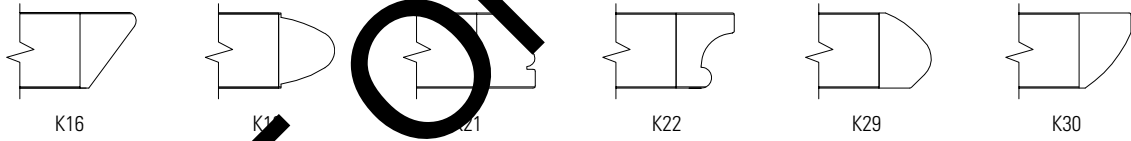
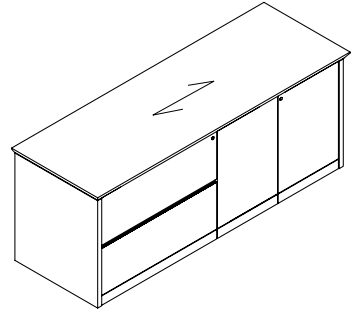
Executive Bridge Top

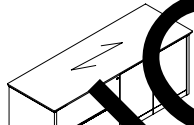
KHBT6022CG	24 x 60 x 29	85	108	9	\$2848
KHBT5422CG	24 x 54 x 29	85	99	8	\$2607
KHBT4822CG	24 x 48 x 29	85	90	7	\$2358
KHBT4222CG	24 x 42 x 29	85	81	6	\$2109
KHBT6020CG	22 x 60 x 29	85	105	8	\$2631
KHBT5420CG	22 x 54 x 29	85	96	7	\$2405
KHBT4820CG	22 x 48 x 29	85	87	6	\$2180
KHBT4220CG	22 x 42 x 29	85	78	5	\$1920

With hinged back panel, for U configurations.

CREENZA NOTES

- All credenzas are shipped assembled.
- All Storage Cabinets include one adjustable shelf per set of doors.
- "F" and "G" depict 36", and "M" and "N" depict 30".
- "F" and "N" indicate lateral file drawers and "G" and "M" indicate storage cabinets with doors.
- Credenza shells accept modular storage. Use modular storage for top support, allowing no more than 72" unsupported.
- Credenza shells with a width of 96" and more will have a 12" center support gable.
- Credenza shells can only be completely filled with modular storage units with ".5" at the end of the model number.
- If Handle is not specified Routed Pull, Black Lock & Grommet are standard
- If Handle is specified:
 - Black and Brass handle = Black Lock & Grommet
 - Silver, Nickel and Tungsten handle = Tungsten Lock & Grommet
- **NOTE:** Arrow indicates direction of grain
- Edge options - must specify:



CREENZAS	MODEL#	DIMENSIONS	FREIGHT CLASS	WT/LBS.	CUBIC FT.	LIST PRICE
	KC7222FG	23 x 74 x 29	92.5	285	27	\$6676
	KC6022NM	23 x 62 x 29	92.5	233	22	\$5563
	KC7220FG	21 x 74 x 29	92.5	272	24	\$6355
	KC6020NM	21 x 62 x 29	92.5	220	20	\$5294

Full Storage Credenza*

Standard with **lateral box/file** on **left** and **storage cabinet** on **right**.

- For Aluminum Framed Glass Door option, contact Customer Care.

Required Specifications

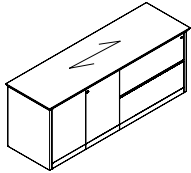
Finish
Edge

Optional Specifications

Handles*
Additional grommet

CRENZAS

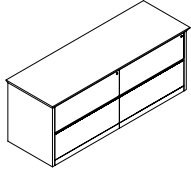
MODEL# DIMENSIONS FREIGHT CLASS WT/LBS. CUBIC FT. LIST PRICE



Full Storage Credenza

	D x W x H				
KC7222GF	23 x 74 x 29	92.5	285	27	\$6676
KC6022MN	23 x 62 x 29	92.5	233	22	\$5563
KC7220GF	21 x 74 x 29	92.5	272	24	\$6355
KC6020MN	21 x 62 x 29	92.5	220	20	\$5294

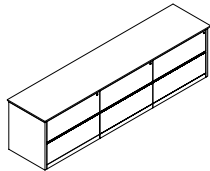
Standard with **lateral box/file** on **right** and **storage cabinet** on **left**.
 • For Aluminum Framed Glass Door option, contact Customer Care.



Full Storage Credenza

KC7222FF	23 x 74 x 29	92.5	300	27	\$8528
KC6022NN	23 x 62 x 29	100	218	22	\$6328
KC7220FF	21 x 74 x 29	92.5	287	24	\$6128
KC6020NN	21 x 62 x 29	92.5	205	20	\$5119

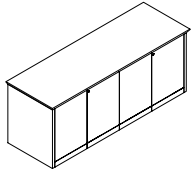
Standard with **lateral box/file** on **left** and **right**.



Full Storage Credenza

KC10822FFF	23 x 110 x 29	92.5	435	31	\$15014
KC9022NNN	23 x 92 x 29	92.5	372	33	\$12512
KC10820FFF	21 x 110 x 29	92.5	412	36	\$13648
KC9020NNN	21 x 92 x 29	92.5	317	30	\$11376

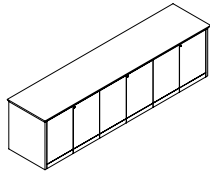
Standard with **lateral box/file** on **left, center** and **right**.



Full Storage Credenza

KC7222GG	23 x 74 x 29	92.5	277	27	\$6335
KC6022MM	23 x 62 x 29	92.5	232	22	\$5808
KC7220GG	21 x 74 x 29	92.5	253	24	\$6034
KC6020MM	21 x 62 x 29	92.5	209	20	\$5280

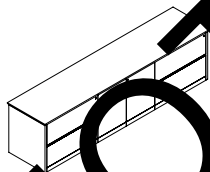
Standard with **storage cabinets** on **left** and **right**.



Full Storage Credenza

KC10822GGG	23 x 110 x 29	100	348	40	\$11973
KC9022MMM	23 x 92 x 29	100	302	33	\$9977
KC10820GGG	21 x 110 x 29	125	278	36	\$10881
KC9020MMM	21 x 92 x 29	125	228	30	\$9011

Standard with **storage cabinets** on **left, center** and **right**.



Full Storage Credenza

KC10822FGF	23 x 110 x 29	100	348	40	\$14001
KC9022NMN	23 x 92 x 29	100	302	33	\$11669
KC10820FGF	21 x 110 x 29	125	278	36	\$12726
KC9020NMN	21 x 92 x 29	125	228	30	\$10606

Lateral files on **left** and **right**; **storage cabinet** in **center**

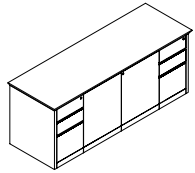
Required Specifications

Finish
 Edge

Optional Specifications

Handles
 Additional grommet

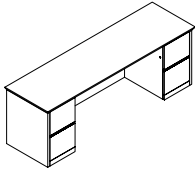
CREDENZAS



Full Storage Credenza

MODEL#	DIMENSIONS D x W x H	FREIGHT CLASS	WT./LBS.	CUBIC FT.	LIST PRICE
KC7222DGD	23 x 74 x 29	92.5	319	29	\$7828
KC6022DMD	23 x 62 x 29	92.5	266	24	\$7176
KC7220DGD	21 x 74 x 29	85	298	24	\$7452
KC6020DMD	21 x 62 x 29	85	246	20	\$6523

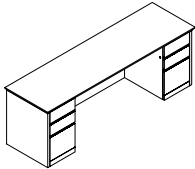
Standard with **box/box/file** on **left and right**; **storage cabinet** in **center**.



Double Pedestal Credenza

KCK8422EE	23 x 86 x 29	100	320	34	\$8179
KCK7822EE	23 x 80 x 29	100	298	31	\$7596
KCK7222EE	23 x 74 x 29	100	280	29	\$7014
KCK6622EE	23 x 68 x 29	100	257	27	\$6907
KCK6022EE	23 x 62 x 29	100	233	24	\$6426
KCK8420EE	21 x 86 x 29	92.5	307	28	\$7795
KCK7820EE	21 x 80 x 29	92.5	285	26	\$7238
KCK7220EE	21 x 74 x 29	92.5	267	24	\$6679
KCK6620EE	21 x 68 x 29	92.5	244	22	\$6122
KCK6020EE	21 x 62 x 29	92.5	220	20	\$5566

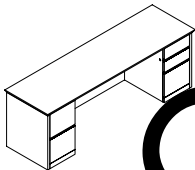
File/file pedestals on **left and right**. Full height back panel. **Kneespace** in center.



Double Pedestal Credenza

KCK8422DD	23 x 86 x 29	100	320	34	\$8179
KCK7822DD	23 x 80 x 29	100	298	31	\$7596
KCK7222DD	23 x 74 x 29	100	280	29	\$7014
KCK6622DD	23 x 68 x 29	100	257	27	\$6907
KCK6022DD	23 x 62 x 29	100	233	24	\$6426
KCK8420DD	21 x 86 x 29	92.5	307	28	\$7795
KCK7820DD	21 x 80 x 29	92.5	285	26	\$7238
KCK7220DD	21 x 74 x 29	92.5	267	24	\$6679
KCK6620DD	21 x 68 x 29	92.5	244	22	\$6122
KCK6020DD	21 x 62 x 29	92.5	220	20	\$5566

Box/box/file pedestals on **left and right**. Full height back panel. **Kneespace** in center.



Double Pedestal Credenza

KCK8422ED	23 x 86 x 29	100	320	34	\$8179
KCK7822ED	23 x 80 x 29	100	298	31	\$7596
KCK7222ED	23 x 74 x 29	100	280	29	\$7014
KCK6622ED	23 x 68 x 29	100	257	27	\$6907
KCK6022ED	23 x 62 x 29	100	233	24	\$6426
KCK8420ED	21 x 86 x 29	92.5	307	28	\$7795
KCK7820ED	21 x 80 x 29	92.5	285	26	\$7238
KCK7220ED	21 x 74 x 29	92.5	267	24	\$6679
KCK6620ED	21 x 68 x 29	92.5	244	22	\$6122
KCK6020ED	21 x 62 x 29	92.5	220	20	\$5566

File/file pedestal on **left**, **box/box/file** pedestal on **right**. Full height back panel. **Kneespace** in center.

Required Specifications

Finish
Edge

Optional Specifications

Handles
Additional grommet

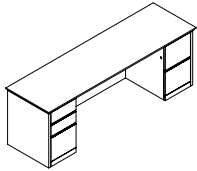
CREENZAS

MODEL# DIMENSIONS FREIGHT CLASS WT/LBS. CUBIC FT. LIST PRICE

D x W x H

KCK8422DE	23 x 86 x 29	100	320	34	\$8179
KCK7822DE	23 x 80 x 29	100	298	31	\$7596
KCK7222DE	23 x 74 x 29	100	280	29	\$7014
KCK6622DE	23 x 68 x 29	100	257	27	\$6907
KCK6022DE	23 x 62 x 29	100	233	24	\$6426

KCK8420DE	21 x 86 x 29	92.5	307	28	\$7795
KCK7820DE	21 x 80 x 29	92.5	285	26	\$7238
KCK7220DE	21 x 74 x 29	92.5	267	24	\$6679
KCK6620DE	21 x 68 x 29	92.5	244	22	\$6172
KCK6020DE	21 x 62 x 29	92.5	220	20	\$5766



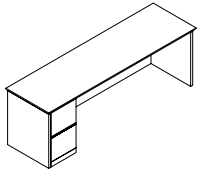
Double Pedestal Credenza

Box/box/file pedestal on left and file/file pedestal on right. Full height back panel. Kneespace in center.

KCL8422E	23 x 86 x 29	100	286	34	\$6184
KCL7822E	23 x 80 x 29	100	265	31	\$5745
KCL7222E	23 x 74 x 29	100	250	29	\$5298
KCL6622E	23 x 68 x 29	100	229	27	\$5103
KCL6022E	23 x 62 x 29	100	208	24	\$4640

KCL8420E	21 x 86 x 29	100	273	28	\$5892
KCL7820E	21 x 80 x 29	100	252	26	\$5473
KCL7220E	21 x 74 x 29	100	237	24	\$5049
KCL6620E	21 x 68 x 29	100	216	22	\$4860
KCL6020E	21 x 62 x 29	100	195	20	\$4422

File/file pedestal on left. Full height back panel.

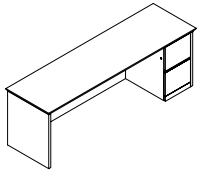


Single Pedestal Credenza - Left

KCR8422E	23 x 86 x 29	100	286	34	\$6184
KCR7822E	23 x 80 x 29	100	265	31	\$5745
KCR7222E	23 x 74 x 29	100	250	29	\$5298
KCR6622E	23 x 68 x 29	100	229	27	\$5103
KCR6022E	23 x 62 x 29	100	208	24	\$4640

KCR8420E	21 x 86 x 29	100	273	28	\$5892
KCR7820E	21 x 80 x 29	100	252	26	\$5473
KCR7220E	21 x 74 x 29	100	237	24	\$5049
KCR6620E	21 x 68 x 29	100	216	22	\$4860
KCR6020E	21 x 62 x 29	100	195	20	\$4422

File/file pedestal on right. Full height back panel.

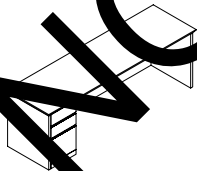


Single Pedestal Credenza - Right

KCL8422D	23 x 86 x 29	100	286	34	\$6184
KCL7822D	23 x 80 x 29	100	265	31	\$5745
KCL7222D	23 x 74 x 29	100	250	29	\$5298
KCL6622D	23 x 68 x 29	100	229	27	\$5103
KCL6022D	23 x 62 x 29	100	208	24	\$4640

KCL8420D	21 x 86 x 29	100	273	28	\$5892
KCL7820D	21 x 80 x 29	100	252	26	\$5473
KCL7220D	21 x 74 x 29	100	237	24	\$5049
KCL6620D	21 x 68 x 29	100	216	22	\$4860
KCL6020D	21 x 62 x 29	100	195	20	\$4422

Box/box/file pedestal on left. Full height back panel.



Single Pedestal Credenza - Left

Required Specifications

Finish
Edge

Optional Specifications

Handles
Additional grommet

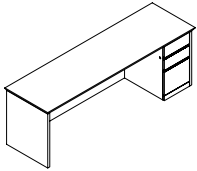
CREDENZAS

MODEL# DIMENSIONS FREIGHT CLASS WT/LBS. CUBIC FT. LIST PRICE

D x W x H

KCR8422D	23 x 86 x 29	100	286	34	\$6184
KCR7822D	23 x 80 x 29	100	265	31	\$5745
KCR7222D	23 x 74 x 29	100	250	29	\$5298
KCR6622D	23 x 68 x 29	100	229	27	\$5103
KCR6022D	23 x 62 x 29	100	208	24	\$4640

KCR8420D	21 x 86 x 29	100	273	28	\$5892
KCR7820D	21 x 80 x 29	100	252	26	\$5473
KCR7220D	21 x 74 x 29	100	237	24	\$5049
KCR6620D	21 x 68 x 29	100	216	22	\$4860
KCR6020D	21 x 62 x 29	100	195	20	\$4422

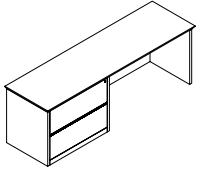


Single Pedestal Credenza - Right

Box/box/file pedestal on right. Full height back panel.

KCL8422F	23 x 86 x 29	100	266	31	\$7188
KCL7822F	23 x 80 x 29	100	245	29	\$6774
KCL7222F	23 x 74 x 29	100	230	27	\$6164
KCL6622F	23 x 68 x 29	100	209	24	\$5933
KCL6022F	23 x 62 x 29	100	188	22	\$5385

KCL8420F	21 x 86 x 29	100	253	28	\$6844
KCL7820F	21 x 80 x 29	100	233	26	\$6353
KCL7220F	21 x 74 x 29	100	218	24	\$5865
KCL6620F	21 x 68 x 29	100	197	22	\$5649
KCL6020F	21 x 62 x 29	100	176	20	\$5129

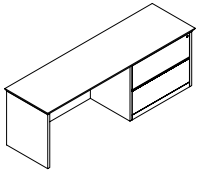


Single Pedestal Credenza - Left

36" lateral file pedestal on left. Full height back panel.

KCR8422F	23 x 86 x 29	100	266	31	\$7188
KCR7822F	23 x 80 x 29	100	245	29	\$6674
KCR7222F	23 x 74 x 29	100	230	27	\$6164
KCR6622F	23 x 68 x 29	100	209	24	\$5933
KCR6022F	23 x 62 x 29	100	188	22	\$5385

KCR8420F	21 x 86 x 29	100	253	28	\$6844
KCR7820F	21 x 80 x 29	100	233	26	\$6353
KCR7220F	21 x 74 x 29	100	218	24	\$5865
KCR6620F	21 x 68 x 29	100	197	22	\$5649
KCR6020F	21 x 62 x 29	100	176	20	\$5129

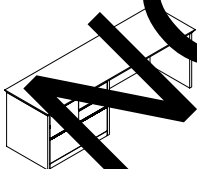


Single Pedestal Credenza - Right

36" lateral file pedestal on right. Full height back panel.

KCL8422Z	23 x 86 x 29	100	309	31	\$7846
KCL7822Z	23 x 80 x 29	100	287	29	\$7288
KCL7222Z	23 x 74 x 29	92.5	270	27	\$6730
KCL6622Z	23 x 68 x 29	92.5	248	24	\$6472
KCL6022Z	23 x 62 x 29	92.5	225	22	\$5891

KCL8420Z	21 x 86 x 29	92.5	296	28	\$7477
KCL7820Z	21 x 80 x 29	92.5	274	26	\$6943
KCL7220Z	21 x 74 x 29	92.5	257	24	\$6104
KCL6620Z	21 x 68 x 29	92.5	235	22	\$6166
KCL6020Z	21 x 62 x 29	92.5	212	20	\$5606



Single Pedestal Credenza - Left

Modular combination storage pedestal with 1 lateral file, 1 file drawer on top left, and two box drawers on top right.

Required Specifications

Finish
Edge

Optional Specifications

Handles
Additional grommet

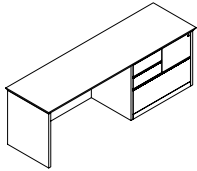
CRENZAS

MODEL# DIMENSIONS FREIGHT CLASS WT/LBS. CUBIC FT. LIST PRICE

D x W x H

KCR8422Z	23 x 86 x 29	100	309	31	\$7846
KCR7822Z	23 x 80 x 29	100	287	29	\$7288
KCR7222Z	23 x 74 x 29	92.5	270	27	\$6730
KCR6622Z	23 x 68 x 29	92.5	248	24	\$6472
KCR6022Z	23 x 62 x 29	92.5	225	22	\$5891

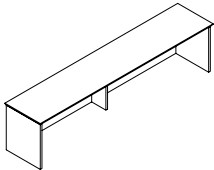
KCR8420Z	21 x 86 x 29	92.5	296	28	\$7477
KCR7820Z	21 x 80 x 29	92.5	274	26	\$6943
KCR7220Z	21 x 74 x 29	92.5	257	24	\$6104
KCR6620Z	21 x 68 x 29	92.5	235	22	\$6168
KCR6020Z	21 x 62 x 29	92.5	212	20	\$5706



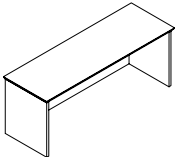
Single Pedestal Credenza - Right

Modular combination storage pedestal with 1 lateral file, 1 file drawer on top right, and two box drawers on top left.

96" and larger:



Less than 96":



Credenza Shell

KC10822	23 x 108 x 29	125	320	41	\$4586
KC10222	23 x 104 x 29	100	305	39	\$4692
KC9622	23 x 98 x 29	100	287	35	\$4417
KC9022	23 x 92 x 29	100	269	31	\$3942
KC8422	23 x 86 x 29	100	251	28	\$3866
KC7822	23 x 80 x 29	100	233	26	\$3588
KC7222	23 x 74 x 29	125	215	24	\$3316
KC6622	23 x 68 x 29	100	197	22	\$3189
KC6022	23 x 62 x 29	100	179	20	\$2902
KC5422	23 x 56 x 29	100	161	18	\$2748
KC4822	23 x 50 x 29	125	143	16	\$2598
KC4222	23 x 44 x 29	125	125	14	\$2198

KC10820	21 x 108 x 29	100	310	36	\$4734
KC10220	21 x 104 x 29	100	291	34	\$4472
KC9620	21 x 98 x 29	100	273	32	\$4208
KC9020	21 x 92 x 29	100	255	30	\$3948
KC8420	21 x 86 x 29	100	237	28	\$3684
KC7820	21 x 80 x 29	100	219	26	\$3418
KC7220	21 x 74 x 29	100	206	24	\$3153
KC6620	21 x 68 x 29	100	188	22	\$3036
KC6020	21 x 62 x 29	100	169	20	\$2764
KC5420	21 x 56 x 29	100	147	18	\$2614
KC4820	21 x 50 x 29	125	101	16	\$2472
KC4220	21 x 44 x 29	125	86	14	\$2094

With full back panel.

NOT A CONTRACT

Required Specifications

Finish
Edge

Optional Specifications

Handles
Additional grommet

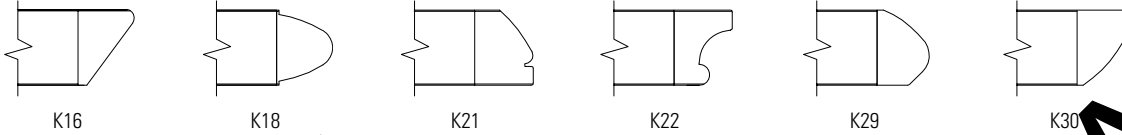
CORNERS - NOTES

NOTE: Arrow indicates direction of grain

Corners

- All units are shipped assembled
- Unit includes grommets shown and installed horizontal wire management
- Corner units and extended corner units must be used exclusively with linking bridges and linking returns
- Edge options - must specify:

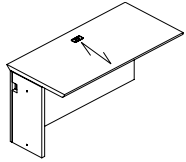
- **Linking bridges** are handed by recessed end panel
- **Extended corner tables** have no molding on back side.
- **Linking returns** include grommets shown and installed horizontal wire management. Handed by full end panel.
- **Tables** include grommets shown and installed horizontal wire management



CORNERS AND COMPONENTS

MODEL#	DIMENSIONS D x W x H	FREIGHT CLASS	WT./LBS.	CUBIC FT.	EST PRICE
KBT6022NLLCG	24 x 60 x 29	125	145	24	\$2733
KBT5422NLLCG	24 x 54 x 29	150	131	22	\$2462
KBT4822NLLCG	24 x 48 x 29	125	116	19	\$2189
KBT4222NLLCG	24 x 42 x 29	125	102	17	\$1770
KBT3622NLLCG	24 x 36 x 29	150	87	15	\$1611
KBT3022NLLCG	24 x 30 x 29	125	73	12	\$1570
KBT6020NLLCG	22 x 60 x 29	150	131	22	\$2602
KBT5420NLLCG	22 x 54 x 29	150	118	20	\$2343
KBT4820NLLCG	22 x 48 x 29	125	110	18	\$2083
KBT4220NLLCG	22 x 42 x 29	150	95	16	\$1686
KBT3620NLLCG	22 x 36 x 29	125	80	13	\$1531
KBT3020NLLCG	22 x 30 x 29	150	65	11	\$1495

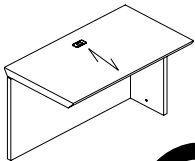
To join corner worksurface to desk or credenza. Full back panel.



Linking Bridge - Left

KBT6022NLRCG	24 x 60 x 29	125	145	24	\$2733
KBT5422NLRCG	24 x 54 x 29	150	131	22	\$2462
KBT4822NLRCG	24 x 48 x 29	125	116	19	\$2189
KBT4222NLRCG	24 x 42 x 29	125	102	17	\$1770
KBT3622NLRCG	24 x 36 x 29	150	87	15	\$1611
KBT3022NLRCG	24 x 30 x 29	125	73	12	\$1570
KBT6020NLRCG	22 x 60 x 29	150	131	22	\$2602
KBT5420NLRCG	22 x 54 x 29	150	118	20	\$2343
KBT4820NLRCG	22 x 48 x 29	125	110	18	\$2083
KBT4220NLRCG	22 x 42 x 29	150	95	16	\$1686
KBT3620NLRCG	22 x 36 x 29	125	80	13	\$1531
KBT3020NLRCG	22 x 30 x 29	150	65	11	\$1495

To join corner worksurface to desk or credenza. Full back panel.



Linking Bridge - Right

Required Specifications

Finish
Edge

Optional Specifications

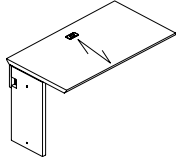
Additional grommet

CORNER COMPONENTS

MODEL# DIMENSIONS FREIGHT CLASS WT./LBS. CUBIC FT. LIST PRICE

D x W x H

KBT6022NLLQ8CG	24 x 60 x 9.5	125	145	24	\$2462
KBT5422NLLQ8CG	24 x 54 x 9.5	150	131	22	\$2220
KBT4822NLLQ8CG	24 x 48 x 9.5	125	116	19	\$1972
KBT4222NLLQ8CG	24 x 42 x 9.5	125	102	17	\$1591
KBT3622NLLQ8CG	24 x 36 x 9.5	150	87	15	\$1449
KBT3022NLLQ8CG	24 x 30 x 9.5	125	73	12	\$1417



Linking Bridge - Left

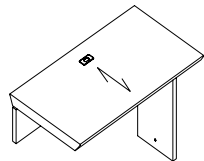
KBT6020NLLQ8CG	22 x 60 x 9.5	150	131	22	\$2343
KBT5420NLLQ8CG	22 x 54 x 9.5	150	118	20	\$2111
KBT4820NLLQ8CG	22 x 48 x 9.5	125	110	18	\$1877
KBT4220NLLQ8CG	22 x 42 x 9.5	150	95	16	\$1520
KBT3620NLLQ8CG	22 x 36 x 9.5	125	80	13	\$1380
KBT3020NLLQ8CG	22 x 30 x 9.5	150	65	11	\$1350

To join corner worksurface to desk or credenza. 8" back panel.

KBT6022NLRQ8CG	24 x 60 x 9.5	125	145	24	\$2462
KBT5422NLRQ8CG	24 x 54 x 9.5	150	131	22	\$2220
KBT4822NLRQ8CG	24 x 48 x 9.5	125	116	19	\$1972
KBT4222NLRQ8CG	24 x 42 x 9.5	125	102	17	\$1591
KBT3622NLRQ8CG	24 x 36 x 9.5	150	87	15	\$1449
KBT3022NLRQ8CG	24 x 30 x 9.5	125	73	12	\$1417

KBT6020NLRQ8CG	22 x 60 x 9.5	150	131	22	\$2343
KBT5420NLRQ8CG	22 x 54 x 9.5	150	118	20	\$2111
KBT4820NLRQ8CG	22 x 48 x 9.5	125	110	18	\$1877
KBT4220NLRQ8CG	22 x 42 x 9.5	150	95	16	\$1520
KBT3620NLRQ8CG	22 x 36 x 9.5	125	80	13	\$1380
KBT3020NLRQ8CG	22 x 30 x 9.5	150	65	11	\$1350

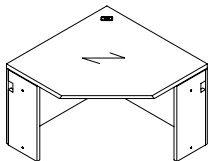
To join corner worksurface to desk or credenza. 8" back panel.



Linking Bridge - Right

KE484822	48 x 48 x 29	150	201	39	\$3932
KE424222	42 x 42 x 29	150	155	30	\$3018
KE363622	36 x 36 x 29	125	135	22	\$2866
KE484820	48 x 48 x 29	150	196	39	\$3932
KE424220	42 x 42 x 29	150	150	30	\$3018
KE363620	36 x 36 x 29	150	130	22	\$2866

Connects to linking returns and linking bridges. 2 recessed end panels.

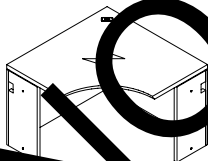


Corner Table

KEK484822	48 x 48 x 29	150	201	39	\$4527
KEK424222	42 x 42 x 29	150	155	30	\$3464
KEK363622	36 x 36 x 29	125	135	22	\$3292

KEK484820	48 x 48 x 29	150	196	39	\$4527
KEK424220	42 x 42 x 29	150	150	30	\$3464
KEK363620	36 x 36 x 29	150	130	22	\$3292

Connects to linking returns and linking bridges. 2 recessed end panels and inner curve.



Corner Table

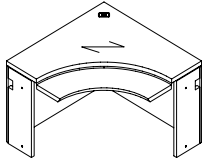
Required Specifications

Finish
 Edge

Optional Specifications

Additional grommet

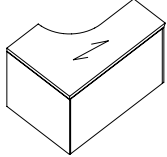
CORNER COMPONENTS



Corner Table

MODEL#	DIMENSIONS D x W x H	FREIGHT CLASS	WT./LBS.	CUBIC FT.	LIST PRICE
KEKS484822	48 x 48 x 29	150	201	39	\$7516
KEKS424222	42 x 42 x 29	150	155	30	\$6296
KEKS363622	36 x 36 x 29	125	135	22	\$6096
KEKS484820	48 x 48 x 29	150	196	39	\$7516
KEKS424220	42 x 42 x 29	150	150	30	\$6296
KEKS363620	36 x 36 x 29	150	130	22	\$6096

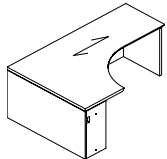
Connects to linking returns and linking bridges. 2 recessed end panels and inner curve. Adjustable keyboard tray and articulating arm.



Extended Corner Table - Left

KEKL964822	48 x 97 x 29	150	387	77	\$7039
KEKL904822	48 x 91 x 29	150	363	73	\$6644
KEKL844822	48 x 85 x 29	150	338	68	\$6566
KEKL784822	48 x 79 x 29	150	314	63	\$6534
KEKL724822	48 x 73 x 29	150	290	58	\$6208
KEKL664822	48 x 67 x 29	150	266	52	\$5789
KEKL604822	48 x 61 x 29	150	242	48	\$5113

24" return connection.



Extended Corner Table - Right

KEKR489622	48 x 97 x 29	150	387	77	\$7039
KEKR489022	48 x 91 x 29	150	363	73	\$6644
KEKR488422	48 x 85 x 29	150	338	68	\$6566
KEKR487822	48 x 79 x 29	150	314	63	\$6534
KEKR487222	48 x 73 x 29	150	290	58	\$6208
KEKR486622	48 x 67 x 29	150	266	52	\$5789
KEKR486022	48 x 61 x 29	150	242	48	\$5113

24" return connection.

NOT ON CONTRACT

Required Specifications

Finish
Edge

Optional Specifications

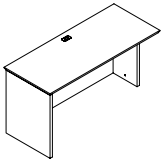
Additional grommet

LINKING RETURNS

MODEL# DIMENSIONS FREIGHT CLASS WT/LBS. CUBIC FT. LIST PRICE

D x W x H

KVL9622CG	23 x 97 x 29	150	200	39	\$4532
KVL9022CG	23 x 91 x 29	150	187	36	\$4246
KVL8422CG	23 x 85 x 29	150	174	34	\$3964
KVL7822CG	23 x 79 x 29	150	162	31	\$3682
KVL7222CG	23 x 73 x 29	150	149	29	\$3398
KVL6622CG	23 x 67 x 29	150	141	27	\$3186
KVL6022CG	23 x 61 x 29	150	132	24	\$2980
KVL5422CG	23 x 55 x 29	150	121	22	\$2812
KVL4822CG	23 x 49 x 29	125	115	19	\$2642
KVL4222CG	23 x 43 x 29	150	99	17	\$2229
KVL3622CG	23 x 37 x 29	150	83	15	\$2150
KVL3022CG	23 x 31 x 29	125	77	12	\$2111
KVL2422CG	23 x 23 x 29	125	61	10	\$1768
KVL9620CG	21 x 97 x 29	150	187	39	\$4315
KVL9020CG	21 x 91 x 29	150	175	36	\$4044
KVL8420CG	21 x 85 x 29	150	163	34	\$3778
KVL7820CG	21 x 79 x 29	150	152	31	\$3506
KVL7220CG	21 x 73 x 29	150	140	29	\$3239
KVL6620CG	21 x 67 x 29	150	133	27	\$3036
KVL6020CG	21 x 61 x 29	150	125	24	\$2840
KVL5420CG	21 x 55 x 29	150	113	22	\$2678
KVL4820CG	21 x 49 x 29	150	110	19	\$2514
KVL4220CG	21 x 43 x 29	150	95	17	\$2123
KVL3620CG	21 x 37 x 29	150	80	15	\$2044
KVL3020CG	21 x 31 x 29	125	75	12	\$2010
KVL2420CG	21 x 23 x 29	125	60	10	\$1686



Linking Return - Left

To be used with corner unit.

KVR9622CG	23 x 97 x 29	150	200	39	\$4532
KVR9022CG	23 x 91 x 29	150	187	36	\$4246
KVR8422CG	23 x 85 x 29	150	174	34	\$3964
KVR7822CG	23 x 79 x 29	150	162	31	\$3682
KVR7222CG	23 x 73 x 29	150	149	29	\$3398
KVR6622CG	23 x 67 x 29	150	141	27	\$3186
KVR6022CG	23 x 61 x 29	150	132	24	\$2980
KVR5422CG	23 x 55 x 29	150	121	22	\$2812
KVR4822CG	23 x 49 x 29	125	115	19	\$2642
KVR4222CG	23 x 43 x 29	150	99	17	\$2229
KVR3622CG	23 x 37 x 29	150	83	15	\$2150
KVR3022CG	23 x 31 x 29	125	77	12	\$2111
KVR2422CG	23 x 23 x 29	125	61	10	\$1768
KVR9620CG	21 x 97 x 29	150	187	39	\$4315
KVR9020CG	21 x 91 x 29	150	175	36	\$4044
KVR8420CG	21 x 85 x 29	150	163	34	\$3778
KVR7820CG	21 x 79 x 29	150	152	31	\$3506
KVR7220CG	21 x 73 x 29	150	140	29	\$3239
KVR6620CG	21 x 67 x 29	150	133	27	\$3036
KVR6020CG	21 x 61 x 29	150	125	24	\$2840
KVR5420CG	21 x 55 x 29	150	113	22	\$2678
KVR4820CG	21 x 49 x 29	150	110	19	\$2514
KVR4220CG	21 x 43 x 29	150	95	17	\$2123
KVR3620CG	21 x 37 x 29	150	80	15	\$2044
KVR3020CG	21 x 31 x 29	125	75	12	\$2010
KVR2420CG	21 x 23 x 29	125	60	10	\$1686

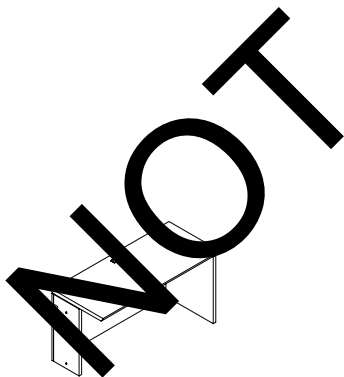
To be used with corner unit.

Required Specifications

Finish
Edge

Optional Specifications

Additional grommet



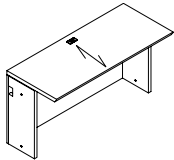
Linking Return - Right

CORNER COMPONENTS

MODEL# DIMENSIONS FREIGHT CLASS WT/LBS. CUBIC FT. LIST PRICE

D x W x H

KV9622CG	24 x 96 x 29	150	197	39	\$4426
KV9022CG	24 x 90 x 29	150	185	36	\$4152
KV8422CG	24 x 84 x 29	150	173	34	\$3871
KV7822CG	24 x 78 x 29	150	160	31	\$3592
KV7222CG	24 x 72 x 29	150	145	29	\$3318
KV6622CG	24 x 66 x 29	150	136	27	\$3111
KV6022CG	24 x 60 x 29	150	123	24	\$2904
KV5422CG	24 x 54 x 29	150	119	22	\$2733
KV4822CG	24 x 48 x 29	150	107	19	\$2565
KV4222CG	24 x 42 x 29	150	91	17	\$2363
KV3622CG	24 x 36 x 29	150	76	15	\$2150
KV3022CG	24 x 30 x 29	150	70	12	\$2028
KV2422CG	24 x 24 x 29	150	53	10	\$1704
KV9620CG	22 x 96 x 29	150	181	35	\$4149
KV9020CG	22 x 90 x 29	150	169	33	\$3956
KV8420CG	22 x 84 x 29	150	157	31	\$3769
KV7820CG	22 x 78 x 29	150	145	29	\$3582
KV7220CG	22 x 72 x 29	150	133	27	\$3391
KV6620CG	22 x 66 x 29	150	126	26	\$3204
KV6020CG	22 x 60 x 29	150	118	24	\$3017
KV5420CG	22 x 54 x 29	150	111	22	\$2830
KV4820CG	22 x 48 x 29	150	103	18	\$2644
KV4220CG	22 x 42 x 29	150	88	16	\$2457
KV3620CG	22 x 36 x 29	150	78	13	\$2271
KV3020CG	22 x 30 x 29	150	68	11	\$2084
KV2420CG	22 x 24 x 29	150	52	9	\$1897



Center Surface*

With recessed end panels.

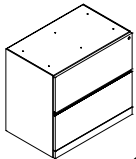
MODULAR STORAGE - NOTES

- All storage components are shipped assembled
- Components 28" high are intended for use with a desk, credenza or return shelf
- Backs on 28" high pedestals and cabinets are unfinished. If finished back is required, see page 239.
- If a profiled top is required, see "Freestanding Storage" on page 239
- If Handle is not specified Routed Pull, Black Lock & Grommet are standard
- If Handle is specified:
 - Black and Brass handle = Black Lock & Grommet
 - Silver, Nickel and Tungsten handle = Tungsten Lock & Grommet

MODULAR STORAGE

MODEL# DIMENSIONS FREIGHT CLASS WT/LBS. CUBIC FT. LIST PRICE

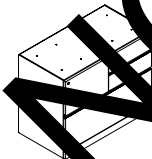
KWF	19 x 35.1 x 28	92.5	115	11	\$3201
KWF.5	19 x 30 x 28	92.5	96	9	\$2801
KWF.5	19 x 34.5 x 28	92.5	115	11	\$3201



Modular Lateral File**

Units with ".5" at end of code are intended to be used if a Full Storage Credenza is to be created. For Single Pedestal installations either style can be used.

KWZL	19 x 35.1 x 28	92.5	115	11	\$3717
KWZL.5	19 x 34.5 x 28	92.5	115	11	\$3717



Modular Combination Storage - Left**

1 lateral file, 2 box drawers top right, and 1 file top left.

- Units with ".5" at end of code are intended to be used if a Full Storage Credenza is to be created. For Single Pedestal installations either style can be used.

Required Specifications

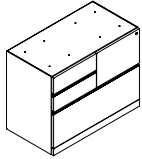
Finish
Edge*

Optional Specifications

Handles**
Additional grommet

DESKS

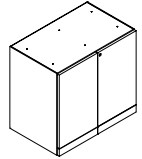
MODEL# DIMENSIONS FREIGHT CLASS WT/LBS. CUBIC FT. LIST PRICE



Modular Combination Storage - Right*

	D x W x H				
KWZR	19 x 35.1 x 28	92.5	115	11	\$3717
KWZR.5	19 x 34.5 x 28	92.5	115	11	\$3717

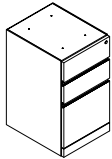
1 lateral file, 2 box drawers top left, and 1 file top right.
 • Units with ".5" at end of code are intended to be used if a Full Storage Credenza is to be created. For Single Pedestal installations either style can be used.



Modular Storage Cabinet w/Doors*

KWG	19 x 35.1 x 28	92.5	115	11	\$2231
KWM	19 x 30 x 28	92.5	96	9	\$1881
KWG.5	19 x 34.5 x 28	92.5	115	11	\$2231

Storage with 1 adjustable shelf.
 • Units with ".5" at end of code are intended to be used if a Full Storage Credenza is to be created. For Single Pedestal installations either style can be used.

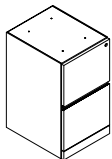


Modular Pedestal*

Letter width:					
KWWD	23 x 15.6 x 28	85	72	6	\$2472
KWD	19 x 15.6 x 28	85	70	5	\$2153

Legal width:					
KWWLD	23 x 18.5 x 28	85	85	7	\$2967
KWLD	19 x 18.5 x 28	85	83	6	\$2581

Box/box/file pedestal.

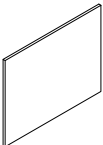


Modular Pedestal*

Letter width:					
KWWE	23 x 15.6 x 28	85	72	6	\$2472
KWE	19 x 15.6 x 28	85	70	5	\$2153

Legal width:					
KWWLE	23 x 18.5 x 28	85	85	7	\$2967
KWLE	19 x 18.5 x 28	85	83	6	\$2581

Box/box/file pedestal.



Finished Back

KBA6	0.8 x 35 x 27.5	125	18	3	\$467
KBA30	0.8 x 30 x 27.5	150	15	3	\$388
KBA18	0.8 x 18.5 x 27.5	150	10	2	\$226
KBA15	0.8 x 15.5 x 27.5	150	8	2	\$196

For modular pedestals.

NOT ON CONTRACT

NOT

Required Specifications
Finish

Optional Specifications
Handles*

HUTCHES & WALL MOUNTED STORAGE NOTES

Hutches

- All hutches are shipped assembled
- Handles can be specified for hutches with wood doors.
- Handles cannot be specified on Aluminum framed glass doors.
- Frosted glass door is standard. White back painted clear glass is available, please contact customer care.

Closed storage hutch

- 36" unit has 19.5" of clearance.
- 42" and 54" units have 25.5" of clearance
- For lock option, see page 263

Tasklight

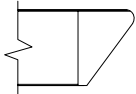
- For proper size, see page 263.

Closed pigeon hole storage hutch

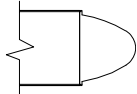
- 42" unit has 21.5" of clearance

NOTE: Arrow indicates direction of grain

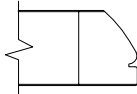
Edge options - must specify:



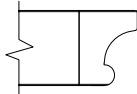
K16



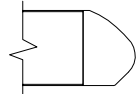
K18



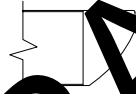
K21



K22



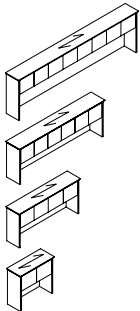
K29



K30

HUTCHES & WALL MOUNTED STORAGE

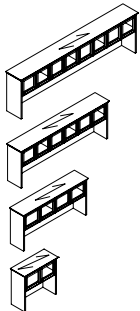
MODEL#	DIMENSIONS	FREIGHT CLASS	WT/LBS.	CU. FT	PRICE
--------	------------	---------------	---------	--------	-------



36" H Storage Hutch w/Wood Doors*

K108SH36	16 x 110 x 36	125	268	34	\$7296
K102SH36	16 x 104 x 36	125	254	32	\$6891
K96SH36	16 x 98 x 36	100	241	30	\$6378
K90SH36	16 x 92 x 36	100	227	28	\$6078
K84SH36	16 x 86 x 36	100	214	26	\$5673
K78SH36	16 x 80 x 36	100	200	24	\$5269
K72SH36	16 x 74 x 36	100	187	23	\$4861
K66SH36	16 x 68 x 36	100	173	21	\$4677
K60SH36	16 x 62 x 36	100	160	19	\$4459
K36SH36	16 x 38 x 36	100	94	11	\$3040
K30SH36	16 x 32 x 36	100	78	9	\$2661

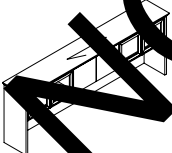
Hutches longer than 102" have 8 doors, hutches between 102" and 86" have 6 doors, hutches between 80" and 62" have 4 doors, and 32" and 38" hutches have 2 doors



36" H Storage Hutch w/Glass Doors

K108SH36G	16 x 110 x 36	125	268	34	\$10607
K102SH36G	16 x 104 x 36	125	254	32	\$9521
K96SH36G	16 x 98 x 36	100	241	30	\$9079
K90SH36G	16 x 92 x 36	100	227	28	\$8633
K84SH36G	16 x 86 x 36	100	214	26	\$8194
K78SH36G	16 x 80 x 36	100	200	24	\$7759
K72SH36G	16 x 74 x 36	100	187	23	\$6643
K66SH36G	16 x 68 x 36	100	173	21	\$6462
K60SH36G	16 x 62 x 36	100	160	19	\$6134
K36SH36G	16 x 38 x 36	100	94	11	\$3923
K30SH36G	16 x 32 x 36	100	78	9	\$3496

Aluminum framed glass doors. Hutches longer than 102" have 8 doors, hutches between 102" and 86" have 6 doors, hutches between 80" and 62" have 4 doors, and 32" and 38" hutches have 2 doors.



36" H Storage Hutch w/Doors*

K102SH36GDG	16 x 104 x 3	125	254	32	\$8563
K96SH36GDG	16 x 98 x 36	100	241	30	\$8157
K90SH36GDG	16 x 92 x 36	100	227	28	\$7751
K84SH36GDG	16 x 86 x 36	100	214	26	\$7000

Wood doors in the center and Aluminum framed glass doors on left and right.

Required Specifications

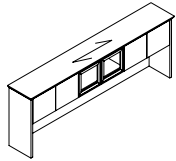
Finish
Edge

Optional Specifications

Handles* (wood doors only)

HUTCHES & WALL MOUNTED STORAGE

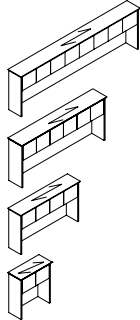
MODEL# DIMENSIONS FREIGHT CLASS WT/LBS. CUBIC FT. LIST PRICE



36" H Storage Hutch w/Doors*

D x W x H						
K102SH36DGD	16 x 104 x 3	125	254	32		\$8563
K96SH36DGD	16 x 98 x 36	100	241	30		\$7105
K90SH36DGD	16 x 92 x 36	100	227	28		\$6910
K84SH36DGD	16 x 86 x 36	100	214	26		\$6507

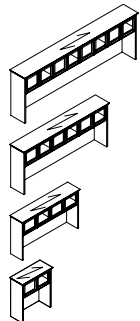
Aluminum framed glass doors in the center and wood doors on left and right.



42" H Storage Hutch w/Wood Doors*

K108SH42	16 x 110 x 43	125	307	39		\$8597
K102SH42	16 x 104 x 43	125	290	37		\$8330
K96SH42	16 x 98 x 43	125	273	35		\$8063
K90SH42	16 x 92 x 43	125	256	33		\$7799
K84SH42	16 x 86 x 43	125	239	31		\$7661
K78SH42	16 x 80 x 43	150	222	38		\$6148
K72SH42	16 x 74 x 43	125	205	26		\$5074
K66SH42	16 x 68 x 43	125	188			\$5458
K60SH42	16 x 62 x 43	125	171	22		\$5200
K36SH42	16 x 38 x 43	125	102	13		\$3549
K30SH42	16 x 32 x 43	125	85	11		\$3105

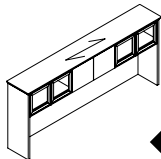
Hutches longer than 102" have 8 doors, hutches between 102" and 86" have 6 doors, hutches between 80" and 62" have 4 doors, and 32" and 38" hutches have 2 doors.



42" H Storage Hutch w/Glass Doors

K108SH42G	16 x 110 x 43	125	307	39		\$11821
K102SH42G	16 x 104 x 43	125	290	37		\$10665
K96SH42G	16 x 98 x 43	125	273	35		\$10156
K90SH42G	16 x 92 x 43	125	256	33		\$9649
K84SH42G	16 x 86 x 43	125	239	31		\$9140
K78SH42G	16 x 80 x 43	150	222	38		\$8632
K72SH42G	16 x 74 x 43	125	205	26		\$7453
K66SH42G	16 x 68 x 43	125	188	24		\$7190
K60SH42G	16 x 62 x 43	125	171	22		\$6934
K36SH42G	16 x 38 x 43	125	102	13		\$4431
K30SH42G	16 x 32 x 43	125	85	11		\$3941

Aluminum framed glass doors. Hutches longer than 102" have 8 doors, hutches between 102" and 86" have 6 doors, hutches between 80" and 62" have 4 doors, and 32" and 38" hutches have 2 doors.



42" H Storage Hutch w/Doors*

K102SH42GDG	16 x 104 x 43	125	290	37		\$11126
K96SH42GDG	16 x 98 x 43	125	273	35		\$10472
K90SH42GDG	16 x 92 x 43	125	256	33		\$9819
K84SH42GDG	16 x 86 x 43	125	239	31		\$9163

Wood doors in the center and Aluminum framed glass doors on left and right.



42" H Storage Hutch w/Doors*

K102SH42DGD	16 x 104 x 43	125	290	37		\$9313
K96SH42DGD	16 x 98 x 43	125	273	35		\$8396
K90SH42DGD	16 x 92 x 43	125	256	33		\$7923
K84SH42DGD	16 x 86 x 43	125	239	31		\$7453

Aluminum framed glass doors in the center and wood doors on left and right.

Required Specifications

Finish
Edge

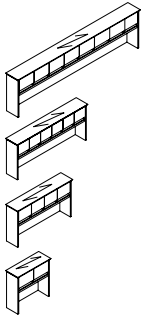
Optional Specifications

Handles* (wood doors only)

HUTCHES & WALL MOUNTED STORAGE

MODEL# DIMENSIONS FREIGHT CLASS WT/LBS. CUBIC FT. LIST PRICE

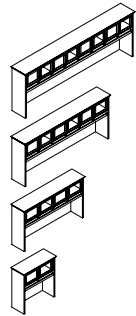
D x W x H



42" H Storage Hutch w/Wood Doors & Pigeon-Holes

K108SHP42	16 x 110 x 43	125	307	39	\$10203
K102SHP42	16 x 104 x 43	125	290	37	\$9641
K96SHP42	16 x 98 x 43	125	273	35	\$9072
K90SHP42	16 x 92 x 43	125	256	33	\$8507
K84SHP42	16 x 86 x 43	125	239	31	\$7939
K78SHP42	16 x 80 x 43	150	222	38	\$7370
K72SHP42	16 x 74 x 43	125	205	26	\$6806
K66SHP42	16 x 68 x 43	125	188	24	\$6554
K60SHP42	16 x 62 x 43	125	171	22	\$6239
K36SHP42	16 x 38 x 43	125	102	13	\$4259
K30SHP42	16 x 32 x 43	125	85	11	\$3727

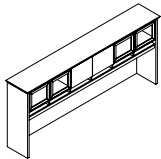
Hutches longer than 102" have 8 doors, hutches between 102" and 86" have 6 doors, hutches between 80" and 62" have 4 doors, and 32" and 38" hutches have 2 doors.



42" H Storage Hutch w/Glass Doors & Pigeon-Holes

K108SHP42G	16 x 110 x 43	125	307	39	\$13477
K102SHP42G	16 x 104 x 43	125	290	37	\$1208
K96SHP42G	16 x 98 x 43	125	273	35	\$1033
K90SHP42G	16 x 92 x 43	125	256	33	\$1038
K84SHP42G	16 x 86 x 43	125	239	31	\$10387
K78SHP42G	16 x 80 x 43	150	222	38	\$9792
K72SHP42G	16 x 74 x 43	125	205	26	\$8539
K66SHP42G	16 x 68 x 43	125	188	24	\$8269
K60SHP42G	16 x 62 x 43	125	171	22	\$7870
K36SHP42G	16 x 38 x 43	125	102	13	\$5113
K30SHP42G	16 x 32 x 43	125	85	11	\$4563

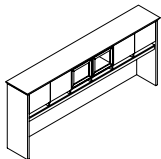
Aluminum framed glass doors. Hutches longer than 102" have 8 doors, hutches between 102" and 86" have 6 doors, hutches between 80" and 62" have 4 doors, and 32" and 38" hutches have 2 doors.



42" H Storage Hutch w/Doors & Pigeon-Holes

K102SHP42GDG	16 x 104 x 43	125	290	37	\$11269
K96SHP42GDG	16 x 98 x 43	125	273	35	\$10700
K90SHP42GDG	16 x 92 x 43	125	256	33	\$10139
K84SHP42GDG	16 x 86 x 43	125	239	31	\$9114

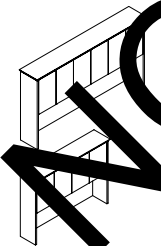
Wood doors in the center and Aluminum framed glass doors on left and right.



42" H Storage Hutch w/Glass Doors & Pigeon-Holes

K102SHP42GD	16 x 104 x 43	125	290	37	\$10477
K96SHP42GD	16 x 98 x 43	125	273	35	\$9415
K90SHP42GD	16 x 92 x 43	125	256	33	\$8978
K84SHP42GD	16 x 86 x 43	125	239	31	\$8755

Aluminum framed glass doors in the center and wood doors on left and right.



54" H Storage Hutch w/Wood Doors*

K962SH54	16 x 98 x 55	125	351	45	\$9723
K902SH54	16 x 92 x 55	125	329	42	\$9114
K842SH54	16 x 86 x 55	125	307	39	\$8507
K782SH54	16 x 80 x 55	125	285	37	\$7898
K722SH54	16 x 74 x 55	125	263	34	\$7290
K662SH54	16 x 68 x 55	125	241	31	\$7017
K602SH54	16 x 62 x 55	125	219	28	\$6682

Hutches between 98" and 86" have 6 doors; hutches less than 86" have 4 doors. One adjustable shelf.

Required Specifications

Finish
Edge

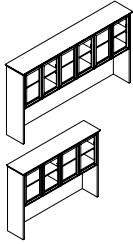
Optional Specifications

Handles* (wood doors only)

HUTCHES & WALL MOUNTED STORAGE

MODEL# DIMENSIONS FREIGHT CLASS WT/LBS. CUBIC FT. LIST PRICE

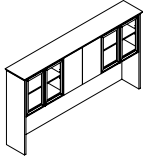
D x W x H



54" H Storage Hutch w/Glass Doors

K962SH54G	16 x 98 x 55	125	351	45	\$12972
K902SH54G	16 x 92 x 55	125	329	42	\$12082
K842SH54G	16 x 86 x 55	125	307	39	\$11187
K782SH54G	16 x 80 x 55	125	285	37	\$10291
K722SH54G	16 x 74 x 55	125	263	34	\$9402
K662SH54G	16 x 68 x 55	125	241	31	\$9063
K602SH54G	16 x 62 x 55	125	219	28	\$8663

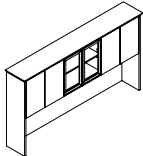
Aluminum framed glass doors. Hutches between 98" and 86" have 6 doors; hutches less than 86" have 4 doors. One adjustable shelf.



54" H Storage Hutch w/Doors*

K962SH54GDG	16 x 98 x 55	125	351	45	\$11702
K902SH54GDG	16 x 92 x 55	125	329	42	\$11052
K842SH54GDG	16 x 86 x 55	125	309	39	\$10485

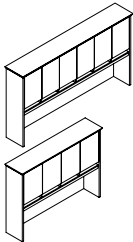
Wood doors in the center and Aluminum framed glass doors on left and right. One adjustable shelf.



54" H Storage Hutch w/Doors*

K962SH54DGD	16 x 98 x 55	125	351	45	\$10708
K902SH54DGD	16 x 92 x 55	125	329	42	\$10103
K842SH54DGD	16 x 86 x 55	125	307	39	\$9497

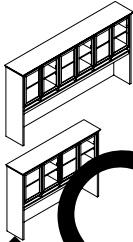
Aluminum framed glass doors in the center and wood doors on left and right. One adjustable shelf.



54" H Storage Hutch w/Wood Doors & Pigeon-Holes

K962SHP54	16 x 98 x 55	125	351	45	\$11669
K902SHP54	16 x 92 x 55	125	329	42	\$10933
K842SHP54	16 x 86 x 55	125	307	39	\$10201
K782SHP54	16 x 80 x 55	125	285	37	\$10201
K722SHP54	16 x 74 x 55	125	263	34	\$8744
K662SHP54	16 x 68 x 55	125	241	31	\$8422
K602SHP54	16 x 62 x 55	125	219	28	\$8023

Hutches between 98" and 86" have 6 doors; hutches less than 86" have 4 doors. One adjustable shelf.



54" H Storage Hutch w/Glass Doors & Pigeon-Holes

K962SHP54G	16 x 98 x 55	125	351	45	\$14918
K902SHP54G	16 x 92 x 55	125	329	42	\$13903
K842SHP54G	16 x 86 x 55	125	307	39	\$12885
K782SHP54G	16 x 80 x 55	125	285	37	\$11873
K722SHP54G	16 x 74 x 55	125	263	34	\$10860
K662SHP54G	16 x 68 x 55	125	241	34	\$10469
K602SHP54G	16 x 62 x 55	125	219	28	\$10002

Aluminum framed glass doors. Hutches between 98" and 86" have 6 doors; hutches less than 86" have 4 doors. One adjustable shelf.

Required Specifications

Finish
Edge

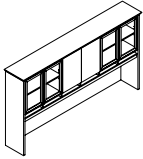
Optional Specifications

Handles* (wood doors only)

HUTCHES & WALL MOUNTED STORAGE

MODEL# DIMENSIONS FREIGHT CLASS WT/LBS. CUBIC FT. LIST PRICE

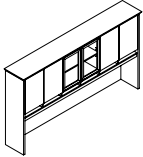
D x W x H



54" H Storage Hutch w/Doors & Pigeon-Holes

K962SHP54GDG	16 x 98 x 55	125	351	45	\$12656
K902SHP54GDG	16 x 92 x 55	125	329	42	\$11926
K842SHP54GDG	16 x 86 x 55	125	307	39	\$11193

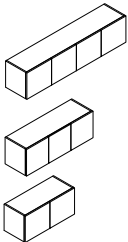
Wood doors in the center and Aluminum framed glass doors on left and right. One adjustable shelf.



54" H Storage Hutch w/Doors &* Pigeon-Holes

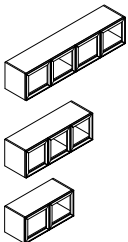
K962SHP54DGD	16 x 98 x 55	125	351	45	\$13645
K902SHP54DGD	16 x 92 x 55	125	329	42	\$12916
K842SHP54DGD	16 x 86 x 55	125	307	39	\$12184

Aluminum framed glass doors in the center and wood doors on left and right. One adjustable shelf.



Wall Mount Storage w/Wood Doors*

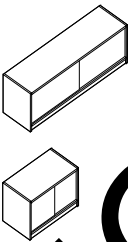
CSF72	15.5 x 72 x 16.5	92.5	100	10	\$2270
CSF66	15.5 x 66 x 16.5	100	83	9	\$2082
CSF60	15.5 x 60 x 16.5	100	75	8	\$1887
CSF54	15.5 x 54 x 16.5	100	68	7	\$1701
CSF48	15.5 x 48 x 16.5	100	60	7	\$1512
CSF42	15.5 x 42 x 16.5	100	55	6	\$1390
CSF36	15.5 x 36 x 16.5	92.5	50	5	\$1364
CSF30	15.5 x 30 x 16.5	92.5	45	4	\$1341



Wall Mount Storage w/Glass Doors

CSF72G	15.5 x 72 x 16.5	92.5	100	10	\$4776
CSF66G	15.5 x 66 x 16.5	100	83	9	\$4436
CSF60G	15.5 x 60 x 16.5	100	75	8	\$4158
CSF54G	15.5 x 54 x 16.5	100	68	7	\$3725
CSF48G	15.5 x 48 x 16.5	100	60	7	\$3291
CSF42G	15.5 x 42 x 16.5	100	55	6	\$2921
CSF36G	15.5 x 36 x 16.5	92.5	50	5	\$2700
CSF30G	15.5 x 30 x 16.5	92.5	45	4	\$2621

Aluminum framed glass doors.



Wall Mount Storage w/Sliding Glass Doors

CSF72GSL	18 x 72 x 16.5	92.5	100	10	\$4776
CSF66GSL	18 x 66 x 16.5	100	83	9	\$4436
CSF60GSL	18 x 60 x 16.5	100	75	8	\$4158
CSF54GSL	18 x 54 x 16.5	100	68	7	\$3725
CSF48GSL	18 x 48 x 16.5	100	60	7	\$3291
CSF42GSL	18 x 42 x 16.5	100	55	6	\$2921
CSF36GSL	18 x 36 x 16.5	92.5	50	5	\$2700
CSF30GSL	18 x 30 x 16.5	92.5	45	4	\$2621

Frameless sliding glass doors.

NOT A CONTRACT

Required Specifications

Finish
Edge

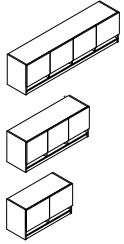
Optional Specifications

Handles* (wood doors only)

HUTCHES & WALL MOUNTED STORAGE

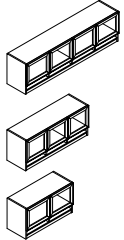
MODEL# DIMENSIONS FREIGHT CLASS WT/LBS. CUBIC FT. LIST PRICE

D x W x H



Wall Mount Storage w/Wood Doors & Pigeon-Holes

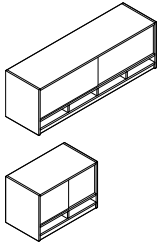
CSFP72	15.5 x 72 x 20	92.5	100	10	\$2720
CSFP66	15.5 x 66 x 20	100	83	9	\$2495
CSFP60	15.5 x 60 x 20	100	75	8	\$2270
CSFP54	15.5 x 54 x 20	100	68	7	\$2043
CSFP48	15.5 x 48 x 20	100	60	7	\$1813
CSFP42	15.5 x 42 x 20	100	55	6	\$1720
CSFP36	15.5 x 36 x 20	92.5	50	5	\$1637
CSFP30	15.5 x 30 x 20	92.5	45	4	\$1610



Wall Mount Storage w/Glass Doors & Pigeon-Holes

CSFP72G	15.5 x 72 x 20	100	100	12	\$3155
CSFP66G	15.5 x 66 x 20	125	83	11	\$5025
CSFP60G	15.5 x 60 x 20	125	75	10	\$4630
CSFP54G	15.5 x 54 x 20	125	68	9	\$4319
CSFP48G	15.5 x 48 x 20	125	60	8	\$3665
CSFP42G	15.5 x 42 x 20	125	55	7	\$3192
CSFP36G	15.5 x 36 x 20	100	50	6	\$3045
CSFP30G	15.5 x 30 x 20	100	45	5	\$2966

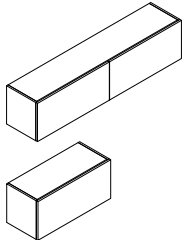
Aluminum framed glass doors.



Wall Mount Storage w/Sliding Glass Doors & Pigeon-Holes

CSFP72GSL	18 x 72 x 20	100	100	12	\$5255
CSFP66GSL	18 x 66 x 20	125	83	11	\$5025
CSFP60GSL	18 x 60 x 20	125	75	10	\$4630
CSFP54GSL	18 x 54 x 20	125	68	9	\$4319
CSFP48GSL	18 x 48 x 20	125	60	8	\$3665
CSFP42GSL	18 x 42 x 20	125	55	7	\$3192
CSFP36GSL	18 x 36 x 20	100	50	6	\$3045
CSFP30GSL	18 x 30 x 20	100	45	5	\$2966

Frameless sliding glass doors.



Wall Mount Storage w/Wood Flipper Doors

CSFF72	15.5 x 72 x 16.5	92.5	100	10	\$3346
CSFF66	15.5 x 66 x 16.5	100	83	9	\$3068
CSFF60	15.5 x 60 x 16.5	100	75	8	\$2787
CSFF54	15.5 x 54 x 16.5	100	68	7	\$2511
CSFF48	15.5 x 48 x 16.5	100	60	7	\$2232
CSFF42	15.5 x 42 x 16.5	100	55	6	\$2071
CSFF36	15.5 x 36 x 16.5	92.5	50	5	\$2033
CSFF30	15.5 x 30 x 16.5	92.5	45	4	\$2001



Wall Mount Storage w/Pigeon-Holes & Wood Flipper Doors

CSFFP72	15.5 x 72 x 20	100	100	12	\$4018
CSFFP66	15.5 x 66 x 20	125	83	11	\$3681
CSFFP60	15.5 x 60 x 20	125	75	10	\$3348
CSFFP54	15.5 x 54 x 20	125	68	9	\$3010
CSFFP48	15.5 x 48 x 20	125	60	8	\$2680
CSFFP42	15.5 x 42 x 20	125	55	7	\$2482
CSFFP36	15.5 x 36 x 20	100	50	6	\$2440
CSFFP30	15.5 x 30 x 20	100	45	5	\$2397

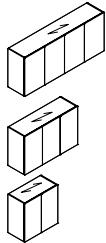
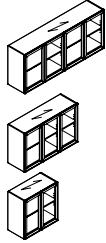
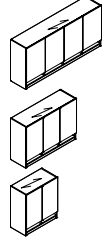
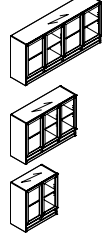

Required Specifications

Finish
Edge

Optional Specifications

Handles* (wood doors only)

NOT A CONTRACT

DESKS	MODEL#	DIMENSIONS	FREIGHT CLASS	WT./LBS.	CUBIC FT.	LIST PRICE
 <p>Double High Wall Mount Storage* w/Wood Doors</p>		D x W x H				
	CSF72H30	15.5 x 72 x 30	100	140	17	\$5964
	CSF66H30	15.5 x 66 x 30	125	116	16	\$5473
	CSF60H30	15.5 x 60 x 30	125	105	14	\$4967
	CSF54H30	15.5 x 54 x 30	125	95	13	\$4470
	CSF48H30	15.5 x 48 x 30	125	85	12	\$3975
	CSF42H30	15.5 x 42 x 30	125	77	10	\$3650
	CSF36H30	15.5 x 36 x 30	125	70	9	\$3583
CSF30H30	15.5 x 30 x 30	100	63	7	\$3520	
 <p>Double High Wall Mount Storage w/Glass Doors</p>	CSF72H30G	15.5 x 72 x 30	100	140	17	\$8675
	CSF66H30G	15.5 x 66 x 30	125	116	16	\$8562
	CSF60H30G	15.5 x 60 x 30	60	1045	14	\$8675
	CSF54H30G	15.5 x 54 x 30	125	95	13	\$7195
	CSF48H30G	15.5 x 48 x 30	125	85	12	\$6352
	CSF42H30G	15.5 x 42 x 30	125	77	10	\$5442
	CSF36H30G	15.5 x 36 x 30	125	70	9	\$5273
	CSF30H30G	15.5 x 30 x 30	100	63	7	\$5059
	Aluminum framed glass doors.					
 <p>Double High Wall Mount Storage* w/Pigeon-Holes & Wood Doors</p>	CSFP72H34	15.5 x 72 x 34	100	140	17	\$6487
	CSFP66H34	15.5 x 66 x 34	125	116	16	\$5949
	CSFP60H34	15.5 x 60 x 34	125	105	14	\$5414
	CSFP54H34	15.5 x 54 x 34	125	95	13	\$4868
	CSFP48H34	15.5 x 48 x 34	125	85	12	\$4323
	CSFP42H34	15.5 x 42 x 34	125	77	10	\$4108
	CSFP36H34	15.5 x 36 x 34	125	70	9	\$3897
	CSFP30H34	15.5 x 30 x 34	100	63	7	\$3833
 <p>Double High Wall Mount Storage w/Pigeon-Holes & Glass Doors</p>	CSFP72H34G	15.5 x 72 x 34	100	140	17	\$9202
	CSFP66H34G	15.5 x 66 x 34	125	116	16	\$8797
	CSFP60H34G	15.5 x 60 x 34	125	105	14	\$8102
	CSFP54H34G	15.5 x 54 x 34	125	95	13	\$7557
	CSFP48H34G	15.5 x 48 x 34	125	85	12	\$6417
	CSFP42H34G	15.5 x 42 x 34	125	77	10	\$5588
	CSFP36H34G	15.5 x 36 x 34	125	70	9	\$5588
	CSFP30H34G	15.5 x 30 x 34	100	63	7	\$5188
	Aluminum framed glass doors.					
 <p>Double High Open Wall Mount Storage</p>	CSF072H30	15.5 x 72 x 30	100	140	17	\$4845
	CSF066H30	15.5 x 66 x 30	125	116	16	\$4448
	CSF060H30	15.5 x 60 x 30	125	105	14	\$4040
	CSF054H30	15.5 x 54 x 30	125	95	13	\$3644
	CSF048H30	15.5 x 48 x 30	125	85	12	\$3241
	CSF042H30	15.5 x 42 x 30	125	77	10	\$2984
	CSF036H30	15.5 x 36 x 30	125	70	9	\$2948
	CSF030H30	15.5 x 30 x 30	100	63	7	\$2893

NOT A CONTRACT

Required Specifications

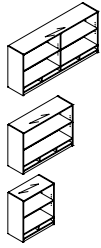
Finish
Edge

Optional Specifications

Handles* (wood doors only)

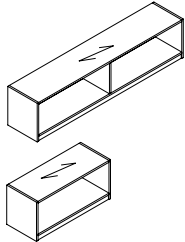
DESKS

MODEL# DIMENSIONS FREIGHT CLASS WT/LBS. CUBIC FT. LIST PRICE



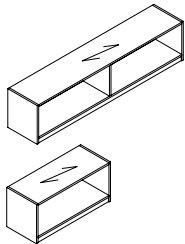
Double High Open Wall Mount Storage w/Pigeon-Holes

	D x W x H					
CSFOP72H34	15.5 x 72 x 34	100	140	17	\$5275	
CSFOP66H34	15.5 x 66 x 34	125	116	16	\$4836	
CSFOP60H34	15.5 x 60 x 34	125	105	14	\$4396	
CSFOP54H34	15.5 x 54 x 34	125	95	13	\$3962	
CSFOP48H34	15.5 x 48 x 34	125	85	12	\$3514	
CSFOP42H34	15.5 x 42 x 34	125	77	10	\$3297	
CSFOP36H34	15.5 x 36 x 34	125	70	9	\$3200	
CSFOP30H34	15.5 x 30 x 34	100	63	7	\$3153	



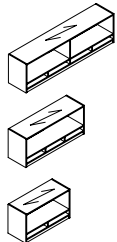
Open Wall Mount Storage

CSFO72	14.5 x 72 x 16.5	92.5	100	10	\$1640
CSFO66	14.5 x 66 x 16.5	100	83	9	\$1600
CSFO60	14.5 x 60 x 16.5	100	75	8	\$1540
CSFO54	14.5 x 54 x 16.5	100	68	7	\$1350
CSFO48	14.5 x 48 x 16.5	100	60	7	\$1235
CSFO42	14.5 x 42 x 16.5	100	55	6	\$1138
CSFO36	14.5 x 36 x 16.5	92.5	50	5	\$1121
CSFO30	14.5 x 30 x 16.5	92.5	45	4	\$1099



16"D Open Wall Mount Storage

CSFO72D16	16 x 72 x 16.5	92.5	100	10	\$2792
CSFO66D16	16 x 66 x 16.5	100	83	9	\$2592
CSFO60D16	16 x 60 x 16.5	100	75	8	\$2389
CSFO54D16	16 x 54 x 16.5	100	68	7	\$2189
CSFO48D16	16 x 48 x 16.5	100	60	7	\$1987
CSFO42D16	16 x 42 x 16.5	100	55	6	\$1858
CSFO36D16	16 x 36 x 16.5	92.5	50	5	\$1840
CSFO30D16	16 x 30 x 16.5	92.5	45	4	\$1810



Open Wall Mount Storage w/Pigeon-Holes

CSFOP72	14.5 x 72 x 19.5	92.5	100	10	\$2210
CSFOP66	14.5 x 66 x 19.5	100	83	9	\$2030
CSFOP60	14.5 x 60 x 19.5	100	75	8	\$1844
CSFOP54	14.5 x 54 x 19.5	100	68	7	\$1663
CSFOP48	14.5 x 48 x 19.5	100	60	7	\$1473
CSFOP42	14.5 x 42 x 19.5	100	55	6	\$1385
CSFOP36	14.5 x 36 x 19.5	92.5	50	5	\$1346
CSFOP30	14.5 x 30 x 19.5	92.5	45	4	\$1326



16"D Open Wall Mount Storage w/Pigeon-Holes

CSFOP72D16	16 x 72 x 19.5	100	100	12	\$3379
CSFOP66D16	16 x 66 x 19.5	125	83	11	\$3128
CSFOP60D16	16 x 60 x 19.5	125	75	10	\$2878
CSFOP54D16	16 x 54 x 19.5	125	68	9	\$2629
CSFOP48D16	16 x 48 x 19.5	125	60	8	\$2374
CSFOP42D16	16 x 42 x 19.5	125	55	7	\$2253
CSFOP36D16	16 x 36 x 19.5	100	50	6	\$2194
CSFOP30D16	16 x 30 x 19.5	100	45	5	\$2166

Required Specifications

Finish
Edge

NOT A CONTRACT

FREESTANDING STORAGE NOTES

NOTE: Arrow indicates direction of grain

Pedestals

- All units are shipped assembled.
- Standard face locking.

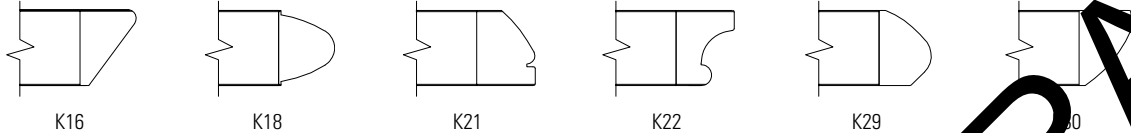
Combination Storage

- All units are shipped assembled.
- No modifications accepted for this unit.
- Box drawers do not lock.
- Standard face locking.

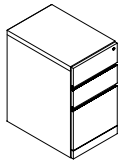
Storage Cabinets

- Units include adjustable shelves.
- If Handle is specified:
 - Black and Brass handle = Black Lock & Grommet
 - Silver, Nickel and Tungsten handle = Tungsten Lock & Grommet

Edge options - must specify:



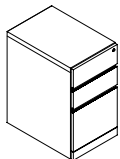
FREESTANDING STORAGE MODEL# DIMENSIONS FREIGHT CLASS WT./LBS. CUBIC FT. LIST PRICE



Freestanding Pedestal

MODEL#	DIMENSIONS D x W x H	FREIGHT CLASS	WT./LBS.	CUBIC FT.	LIST PRICE
KWDB	19.8 x 15.5 x 28	85	70	5	\$2348
KWWDB	23.8 x 15.5 x 28	85	75	6	\$2703

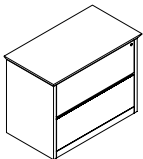
Box/box/file.



Freestanding Mobile Pedestal

KWDM	19.8 x 15.5 x 28	85	70	5	\$2525
KWWDM	23.8 x 15.5 x 28	85	75	6	\$2906

Box/box/file.



Lateral File - 2 high

KF3620	23 x 38 x 29	85	170	13	\$4377
KF3620	21 x 38 x 29	85	159	12	\$3980
KN3022	23 x 32.9 x 29	85	142	11	\$3831
KN3020	21 x 32.9 x 29	85	131	10	\$3481

Two lateral file drawers.



Lateral File - 3 high

KF36223	23 x 38 x 42	92.5	212	19	\$5344
KF36203	21 x 38 x 42	92.5	193	18	\$4992
KN30223	23 x 32.9 x 42	92.5	176	16	\$4675
KN30203	21 x 32.9 x 42	92.5	160	15	\$4365

Three lateral file drawers.

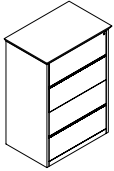
Required Specifications

Finish
Edge

Optional Specifications

Handles

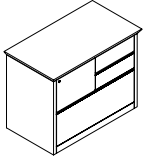
FREESTANDING STORAGE



Lateral File - 4 high

MODEL#	DIMENSIONS D x W x H	FREIGHT CLASS	WT/LBS.	CUBIC FT.	LIST PRICE
KF36224	23 x 38 x 54	92.5	270	25	\$6509
KF36204	21 x 38 x 54	92.5	259	23	\$6184
KN30224	23 x 32.9 x 54	92.5	225	21	\$5698
KN30204	21 x 32.9 x 54	92.5	214	19	\$5414

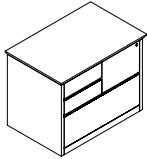
Four lateral file drawers.



Combination Storage - Left

KZL3622	23 x 38 x 29	85	170	13	\$4744
KZL3620	21 x 38 x 29	85	160	12	\$4518

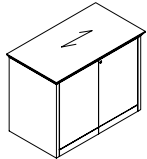
With 1 lateral file, 2 box drawers in the top right, and 1 file drawer in the top left.



Combination Storage - Right

KZR3622	23 x 38 x 29	85	170	13	\$4744
KZR3620	21 x 38 x 29	85	160	12	\$4518

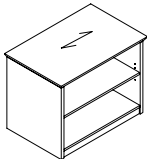
With 1 lateral file, 2 box drawers in the top left, and 1 file drawer in the top right.



Storage Cabinet w/Doors

KBD3622	23 x 38 x 29	92.5	140	13	\$2979
KBD3620	21 x 38 x 29	92.5	129	12	\$2837
KBD3022	23 x 32.9 x 29	92.5	117	11	\$2609
KBD3020	21 x 32.9 x 29	92.5	106	10	\$2479

Storage with 1 adjustable shelf. For Aluminum framed glass door option, contact Customer Care.



Open Storage Cabinet

KOB3622	23 x 38.75 x 29	100	115	13	\$2393
KOB3620	21 x 38.75 x 29	100	104	12	\$2277
KOB3022	23 x 33.63 x 29	100	96	11	\$2089
KOB3020	21 x 33.63 x 29	100	85	10	\$1987

Storage with 1 adjustable shelf.

NOT ON CONTRACT

Required Specifications

Finish
Edge

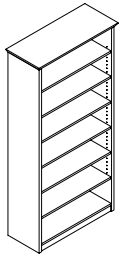
Optional Specifications

Handles

FREESTANDING STORAGE

MODEL# DIMENSIONS FREIGHT CLASS WT./LBS. CUBIC FT. LIST PRICE

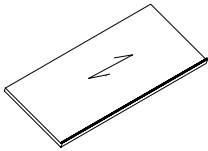
D x W x H



Open Bookcase

KB73615	16 x 38 x 78	100	228	24	\$3717
KB63615	16 x 38 x 72	100	210	23	\$3432
KB53615	16 x 38 x 65	100	188	21	\$3161
KB43615	16 x 38 x 48	100	140	15	\$2602
KB23615	16 x 38 x 29	92.5	90	9	\$2086
KB73015	16 x 32.9 x 78	92.5	228	20	\$3254
KB63015	16 x 32.9 x 72	92.5	210	19	\$3002
KB53015	16 x 32.9 x 65	92.5	188	17	\$2768
KB43015	16 x 32.9 x 48	92.5	140	13	\$2277
KB23015	16 x 32.9 x 29	92.5	90	8	\$1826

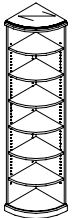
78" high models have 6 adjustable shelves, 72" has 5 adjustable shelves, 65" has 4 adjustable shelves, 48" has 3 adjustable shelves, 29" has 1 adjustable shelves.



Additional Shelf

KMAG3624	24 x 36 x 1	92.5	112	10	\$227
KMAG3622	22 x 36 x 1	92.5	104	10	\$204
KMAG3620	20 x 36 x 1	92.5	92	10	\$184
KMAG3615	15 x 36 x 1	92.5	81	8	\$172
KMAG3024	24 x 30 x 1	92.5	94	9	\$189
KMAG3022	22 x 30 x 1	100	87	9	\$172
KMAG3020	20 x 30 x 1	100	76	8	\$152
KMAG3015	15 x 30 x 1	100	67	8	\$134

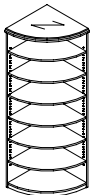
For use with open bookcase. Can be specified for each shelf of an open bookcase.



Quarter Round Open Bookcase

KB7R1515	16 x 16 x 78	100	95	10	\$2928
KB6R1515	16 x 16 x 72	100	83	9	\$2700
KB5R1515	16 x 16 x 65	100	81	9	\$2486
KB4R1515	16 x 16 x 48	100	59	6	\$2046
KB2R1515	16 x 16 x 29	92.5	37	4	\$1646

84" and 78" high models have 6 adjustable shelves, 72" has 5 adjustable shelves, 65" has 4 adjustable shelves, 48" has 3 adjustable shelves, 29" has 1 adjustable shelf.



Quarter Round Open Bookcase

KB7R2020H84	23 x 23 x 84	100	191	23	\$5036
KB7R2020H72	23 x 23 x 72	100	171	20	\$4319
KB7R2020H65	23 x 23 x 65	100	157	18	\$5037
KB7R2020H84	21 x 21 x 84	100	163	19	\$4798
KB7R2020H72	21 x 21 x 72	100	142	17	\$4112
KB7R2020H65	21 x 21 x 65	100	130	15	\$4798

84" high models have 6 adjustable shelves, 72" has 5 adjustable shelves, and 65" has 4 adjustable shelves

NOT A CONTRACT

NOT A CONTRACT

Required Specifications

Finish
Edge

Optional Specifications

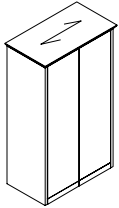
Handles

FREESTANDING STORAGE

MODEL# DIMENSIONS FREIGHT CLASS WT/LBS. CUBIC FT. LIST PRICE

D x W x H

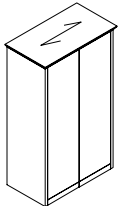
K1D22W36H84	23 x 38 x 84	125	304	42	\$6993
K1D22W36H72	23 x 38 x 72	100	283	33	\$5995
K1D22W36H65	23 x 38 x 65	100	259	30	\$5493
K1D22W30H84	23 x 32.9 x 84	125	304	42	\$6118
K1D22W30H72	23 x 32.9 x 72	100	283	33	\$5245
K1D22W30H65	23 x 32.9 x 65	100	259	30	\$4810
K1D22W24H84	23 x 26 x 84	92.5	320	28	\$5242
K1D22W24H72	23 x 26 x 72	92.5	255	24	\$4494
K1D22W24H65	23 x 26 x 65	125	173	22	\$4128
K1D20W36H84	21 x 38 x 84	100	297	35	\$7064
K1D20W36H72	21 x 38 x 72	100	269	30	\$712
K1D20W36H65	21 x 38 x 65	100	245	28	\$636
K1D20W30H84	21 x 32.9 x 84	100	257	29	\$5593
K1D20W30H72	21 x 32.9 x 72	100	233	25	\$4758
K1D20W30H65	21 x 32.9 x 65	100	202	23	\$4343
K1D20W24H84	21 x 26 x 84	100	198	20	\$4442
K1D20W24H72	21 x 26 x 72	100	179	20	\$3806
K1D20W24H65	21 x 26 x 65	100	163	18	\$3485



Storage Cabinet w/Wood Doors

84" high models have 6 adjustable shelves, 72" has 5 adjustable shelves, 65" has 4 adjustable shelves. For Aluminum framed glass door option, please contact customer care.

K2D22W36H84	23 x 38 x 84	125	304	42	\$6067
K2D22W36H72	23 x 38 x 72	100	283	33	\$5202
K2D22W36H65	23 x 38 x 65	100	259	30	\$4769
K2D22W30H84	23 x 32.9 x 84	125	304	42	\$5310
K2D22W30H72	23 x 32.9 x 72	100	283	33	\$4550
K2D22W30H65	23 x 32.9 x 65	100	259	30	\$4169
K2D22W24H84	23 x 26 x 84	92.5	320	28	\$4550
K2D22W24H72	23 x 26 x 72	92.5	255	24	\$3902
K2D22W24H65	23 x 26 x 65	125	173	22	\$3574
K2D20W36H84	21 x 38 x 84	100	297	35	\$5779
K2D20W36H72	21 x 38 x 72	100	269	30	\$4954
K2D20W36H65	21 x 38 x 65	100	245	28	\$4541
K2D20W30H84	21 x 32.9 x 84	100	257	29	\$4816
K2D20W30H72	21 x 32.9 x 72	100	233	25	\$4129
K2D20W30H65	21 x 32.9 x 65	100	202	23	\$3783
K2D20W24H84	21 x 26 x 84	100	198	23	\$3853
K2D20W24H72	21 x 26 x 72	100	179	20	\$3299
K2D20W24H65	21 x 26 x 65	100	163	18	\$3025



Wardrobe Cabinet

Doors, coat rack and hat shelf. 84" high models have 6 adjustable shelves, 72" has 5 adjustable shelves, 65" has 4 adjustable shelves. For Aluminum framed glass door option, please contact customer care.

NOT A CONTRACT

Required Specifications

Finish
Edge

Optional Specifications

Handles

FREESTANDING STORAGE

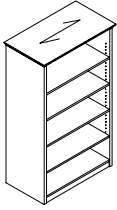
MODEL# DIMENSIONS FREIGHT CLASS WT./LBS. CUBIC FT. LIST PRICE

D x W x H

K7D22W36H84	23 x 38 x 84	125	331	43	\$5596
K7D22W36H72	23 x 38 x 72	100	306	36	\$4798
K7D22W36H65	23 x 38 x 65	100	281	33	\$4398
K7D22W30H84	23 x 32.9 x 84	125	280	36	\$4895
K7D22W30H72	23 x 32.9 x 72	100	255	30	\$4263
K7D22W30H65	23 x 32.9 x 65	100	234	28	\$3847

K7D20W36H84	21 x 38 x 84	125	282	36	\$5332
K7D20W36H72	21 x 38 x 72	100	257	30	\$4572
K7D20W36H65	21 x 38 x 65	100	234	28	\$4190
K7D20W30H84	21 x 32.9 x 84	100	248	29	\$4441
K7D20W30H72	21 x 32.9 x 72	100	223	25	\$3805
K7D20W30H65	21 x 32.9 x 65	100	193	23	\$3487

84" high models have 6 adjustable shelves, 72" has 5 adjustable shelves, 65" has 4 adjustable shelves.

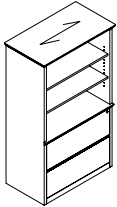


Open Bookcase

K12D22W36H84	23 x 38 x 84	92.5	364	33	\$5993
K12D22W36H72	23 x 38 x 72	92.5	336	33	\$6308
K12D22W36H65	23 x 38 x 65	92.5	308	30	\$5970
K12D22W30H84	23 x 32.9 x 84	92.5	329	31	\$6643
K12D22W30H72	23 x 32.9 x 72	92.5	294	28	\$5698
K12D22W30H65	23 x 32.9 x 65	92.5	257	25	\$5221

K12D20W36H84	21 x 38 x 84	92.5	299	33	\$7234
K12D20W36H72	21 x 38 x 72	92.5	272	30	\$6199
K12D20W36H65	21 x 38 x 65	92.5	294	28	\$5682
K12D20W30H84	21 x 32.9 x 84	92.5	317	28	\$6329
K12D20W30H72	21 x 32.9 x 72	92.5	280	25	\$5422
K12D20W30H65	21 x 32.9 x 65	92.5	243	23	\$4738

Above two lateral file drawers. 84" high models have 6 adjustable shelves, 72" has 5 adjustable shelves, 65" has 4 adjustable shelves.

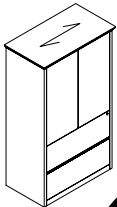


Open Cabinet

K13D22W36H84	23 x 38 x 84	92.5	364	36	\$8654
K13D22W36H72	23 x 38 x 72	92.5	341	33	\$7417
K13D22W36H65	23 x 38 x 65	92.5	313	30	\$6801
K13D22W30H84	23 x 32.9 x 84	92.5	330	31	\$7572
K13D22W30H72	23 x 32.9 x 72	92.5	299	28	\$6490
K13D22W30H65	23 x 32.9 x 65	92.5	261	25	\$5950

K13D20W36H84	21 x 38 x 84	92.5	365	35	\$8242
K13D20W36H72	21 x 38 x 72	92.5	327	30	\$7064
K13D20W36H65	21 x 38 x 65	92.5	299	28	\$6472
K13D20W30H84	21 x 32.9 x 84	92.5	305	29	\$6870
K13D20W30H72	21 x 32.9 x 72	92.5	285	25	\$5891
K13D20W30H65	21 x 32.9 x 65	92.5	247	23	\$5396

Above two lateral file drawers. 84" high models have 6 adjustable shelves, 72" has 5 adjustable shelves, 65" has 4 adjustable shelves. For Aluminum framed glass door option, please contact customer care.



Storage Cabinet /Doors

NOT A CONTRACT

Required Specifications

Finish
Edge

Optional Specifications

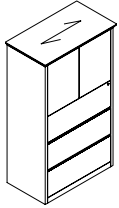
Handles

FREESTANDING STORAGE

MODEL# DIMENSIONS FREIGHT CLASS WT/LBS. CUBIC FT. LIST PRICE

D x W x H

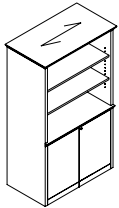
K14D22W36H84	23 x 38 x 84	100	340	42	\$9303
K14D22W36H72	23 x 38 x 72	100	312	33	\$7974
K14D22W36H65	23 x 38 x 65	100	286	30	\$7312
K14D22W30H84	23 x 32.9 x 84	100	308	35	\$8138
K14D22W30H72	23 x 32.9 x 72	100	273	28	\$6977
K14D22W30H65	23 x 32.9 x 65	100	238	25	\$6396



Storage Cabinet w/Doors

K14D20W36H84	21 x 38 x 84	100	330	35	\$8860
K14D20W36H72	21 x 38 x 72	100	298	30	\$7596
K14D20W36H65	21 x 38 x 65	100	272	28	\$6962
K14D20W30H84	21 x 32.9 x 84	92.5	298	29	\$7784
K14D20W30H72	21 x 32.9 x 72	92.5	259	25	\$6330
K14D20W30H65	21 x 32.9 x 65	100	224	23	\$6002

Above three lateral file drawers. 84" high models have 2 adjustable shelves, 72" and 65" have 1 adjustable shelf. For Aluminum framed glass door option, please contact customer care.

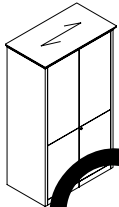


Open Storage

K22D22W36H84	23 x 38 x 84	125	325	42	\$6373
K22D22W36H72	23 x 38 x 72	100	300	33	\$5460
K22D22W36H65	23 x 38 x 65	100	275	30	\$5008
K22D22W30H84	23 x 32.9 x 84	100	304	35	\$5577
K22D22W30H72	23 x 32.9 x 72	100	273	28	\$4781
K22D22W30H65	23 x 32.9 x 65	100	243	25	\$4383

K22D20W36H84	21 x 38 x 84	100	327	33	\$6067
K22D20W36H72	21 x 38 x 72	100	305	30	\$5202
K22D20W36H65	21 x 38 x 65	100	278	28	\$4769
K22D20W30H84	21 x 32.9 x 84	92.5	301	28	\$5063
K22D20W30H72	21 x 32.9 x 72	92.5	265	25	\$4339
K22D20W30H65	21 x 32.9 x 65	100	229	23	\$3973

Above storage cabinet. 84" high models have 4 adjustable shelves, 72" has 3 adjustable shelves, 65" has 3 adjustable shelves. For Aluminum framed glass door option, please contact customer care.



Closed Storage Cabinet

K23D22W36H84	23 x 38 x 84	100	340	42	\$7469
K23D22W36H72	23 x 38 x 72	100	319	33	\$6401
K23D22W36H65	23 x 38 x 65	100	292	30	\$5862
K23D22W30H84	23 x 32.9 x 84	100	308	33	\$6221
K23D22W30H72	23 x 32.9 x 72	100	279	28	\$5332
K23D22W30H65	23 x 32.9 x 65	100	243	25	\$4891

K23D20W36H84	21 x 38 x 84	100	330	35	\$7111
K23D20W36H72	21 x 38 x 72	92.5	305	30	\$6096
K23D20W36H65	21 x 38 x 65	100	278	28	\$5586
K23D20W30H84	21 x 32.9 x 84	92.5	298	29	\$5925
K23D20W30H72	21 x 32.9 x 72	92.5	265	25	\$5080
K23D20W30H65	21 x 32.9 x 65	100	229	23	\$4657

With upper and lower split doors. 1 fixed shelf and 2 adjustable shelves. For Aluminum framed glass door option, please contact customer care.

Required Specifications

Finish
Edge

Optional Specifications

Handles

FREESTANDING STORAGE

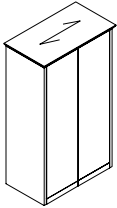
MODEL# DIMENSIONS FREIGHT CLASS WT/LBS. CUBIC FT. LIST PRICE

D x W x H

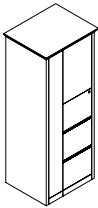
K25D22W36H84	23 x 38 x 84	100	348	42	\$7843
K25D22W36H72	23 x 38 x 72	100	319	33	\$6726
K25D22W36H65	23 x 38 x 65	100	292	30	\$6164
K25D22W30H84	23 x 32.9 x 84	100	307	35	\$6862
K25D22W30H72	23 x 32.9 x 72	100	279	28	\$5884
K25D22W30H65	23 x 32.9 x 65	100	243	25	\$5392
K25D22W24H84	23 x 26 x 84	100	254	28	\$5882
K25D22W24H72	23 x 26 x 72	100	213	24	\$5041
K25D22W24H65	23 x 26 x 65	100	195	22	\$4617

K25D20W36H84	21 x 38 x 84	100	330	35	\$7468
K25D20W36H72	21 x 38 x 72	92.5	305	30	\$6398
K25D20W36H65	21 x 38 x 65	100	278	28	\$5865
K25D20W30H84	21 x 32.9 x 84	92.5	300	29	\$6222
K25D20W30H72	21 x 32.9 x 72	92.5	265	25	\$5392
K25D20W30H65	21 x 32.9 x 65	100	229	23	\$4897
K25D20W24H84	21 x 26 x 84	100	235	28	\$5880
K25D20W24H72	21 x 26 x 72	100	203	24	\$5068
K25D20W24H65	21 x 26 x 65	100	185	22	\$3716

Wardrobe with coat rack and hat shelf on left. Storage with adjustable shelves on right. 84" high models have 5 adjustable shelves, 72" and 65" have 4 adjustable shelves. For Aluminum framed glass door option, please contact customer care.



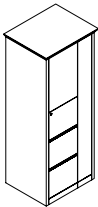
Cabinet w/Doors and Storage



Tower Unit - Left

K27D22W24H84L	23 x 26 x 84	125	177	24	\$9287
K27D22W24H72L	23 x 26 x 72	125	154	22	\$7960
K27D22W24H65L	23 x 26 x 65	125	141	20	\$7303
K27D20W24H84L	21 x 26 x 84	125	152	22	\$8846
K27D20W24H72L	21 x 26 x 72	125	140	20	\$7585
K27D20W24H65L	21 x 26 x 65	125	128	18	\$6952

Wardrobe with coat rack and hat shelf on left. Three file drawers and storage with adjustable shelf on right. 84" high models have 2 adjustable shelves, 72" and 65" have 1 adjustable shelf. For Aluminum framed glass door option on right, please contact customer care.



Tower Unit - Right

K27D22W24H84R	23 x 26 x 84	125	167	24	\$9287
K27D22W24H72R	23 x 26 x 72	125	154	22	\$7960
K27D22W24H65R	23 x 26 x 65	125	141	20	\$7303
K27D20W24H84R	21 x 26 x 84	125	152	22	\$8846
K27D20W24H72R	21 x 26 x 72	125	140	20	\$7585
K27D20W24H65R	21 x 26 x 65	125	128	18	\$6952

Wardrobe with coat rack and hat shelf on right. Three file drawers and storage with adjustable shelf on left. 84" high models have 2 adjustable shelves, 72" and 65" have 1 adjustable shelf. For Aluminum framed glass door option on left, please contact customer care.

NOT A CONTRACT

Required Specifications

Finish
Edge

Optional Specifications

Handles

MODESTY PANELS

MODEL# DIMENSIONS FREIGHT CLASS WT/LBS. CUBIC FT. LIST PRICE


D x W x H

CMP72	1 x 67 x 18	--	20	1	\$1622
CMP66	1 x 61 x 18	--	18	1	\$1570
CMP60	1 x 55 x 18	--	16	1	\$1546
CMP54	1 x 49 x 18	--	14	1	\$1520
CMP48	1 x 43 x 18	--	13	1	\$1496

Metal Modesty Panel*

Straight modesty panel. Attaches to underside of worksurface. Available in Black (E) and Tungsten (K). Please specify.

- CMP72 - Specify on 96" Piano desk: Boat, D or P
- CMP66 - Specify on 84" Piano desk: Boat or D
- CMP60 - For use on 84" Piano desk: P
- CMP54 - For use on 72" Piano desk: Boat or D/D table desk
- CMP48 - For use on 66" and 60" Piano desk: D or P/D table desk

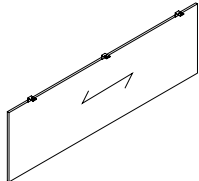


Metal Modesty Panel, Curved*

CMMP72	0.50 x 67 x 18	--	20	1	\$1622
CMMP66	0.50 x 61 x 18	--	18	1	\$1570
CMMP60	0.50 x 55 x 18	--	16	1	\$1546
CMMP54	0.50 x 49 x 18	--	14	1	\$1520
CMMP48	0.50 x 43 x 18	--	13	1	\$1496

Curved modesty panel. Attaches to underside of worksurface. Available in Black (E) and Tungsten (K). Please Specify.

- CMMP72 - Specify on 96" Piano desk: Boat, D or P
- CMMP66 - Specify on 84" Piano desk: Boat or D
- CMMP60 - For use on 84" Piano desk: P
- CMMP54 - For use on 72" Piano desk: Boat or D/D table desk
- CMMP48 - For use on 66" and 60" Piano desk: D or P/D table desk

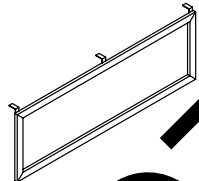


Veneer Modesty Panel*

CMP72W	0.75 x 67 x 18	--	20	1	\$1622
CMP66W	0.75 x 61 x 18	--	18	1	\$1570
CMP60W	0.75 x 55 x 18	--	16	1	\$1546
CMP54W	0.75 x 49 x 18	--	14	1	\$1520
CMP48W	0.75 x 43 x 18	--	13	1	\$1496

Straight modesty panel. Attaches to underside of worksurface.

- CMP72W - Specify on 96" Piano desk: Boat, D or P
- CMP66W - Specify on 84" Piano desk: Boat or D
- CMP60W - For use on 84" Piano desk: P
- CMP54W - For use on 72" Piano desk: Boat or D/D table desk
- CMP48W - For use on 66" and 60" Piano desk: D or P/D table desk



Glass Modesty Panel

CMP72G	0.75 x 67 x 18	--	20	1	\$2485
CMP66G	0.75 x 61 x 18	--	18	1	\$2351
CMP60G	0.75 x 55 x 18	--	16	1	\$2149
CMP54G	0.75 x 49 x 18	--	14	1	\$2001
CMP48G	0.75 x 43 x 18	--	13	1	\$1911

Straight modesty panel. Translucent, screened glass. Aluminum box frame construction in Tungsten Only. Attaches to underside of worksurface.

- CMP72G - Specify on 96" Piano desk: Boat, D or P
- CMP66G - Specify on 84" Piano desk: Boat or D
- CMP60G - For use on 84" Piano desk: P
- CMP54G - For use on 72" Piano desk: Boat or D/D table desk
- CMP48G - For use on 66" and 60" Piano desk: D or P/D table desk
- Tungsten finish on the aluminum box frame closely resembles the existing Tungsten finish.

Required Specifications

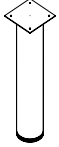
Finish*

NOT A CONTRACT

NOT A CONTRACT

ACCESSORIES

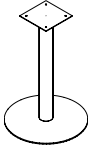
MODEL# DIMENSIONS FREIGHT CLASS WT/LBS. CUBIC FT. LIST PRICE



Metal Post Upgrade

	D x W x H				
SM06	6 x 6 x 28	--	--	--	\$1037
SM04	4 x 4 x 28	--	--	--	\$572
SM03	3 x 3 x 28	--	--	--	\$407

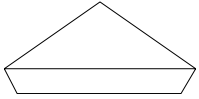
Must specify at time of order. **Cannot be retrofitted in the field.**
 Available in Black (E), Tungsten (K) and Brushed Chrome (P).



Metal Flat Plate Base Upgrade

F3P18	18 x 18 x 28	--	--	--	\$1538
-------	--------------	----	----	----	---------------

Must specify at time of order. **Can not be retrofitted in the field.**
 Available in Black (E), Tungsten (K) and Brushed Chrome (P).



Corner Filler Top

KV1212CT	12 x 12 x 1.5	150	5		\$981
----------	---------------	-----	---	--	--------------

NOT ON CONTRACT

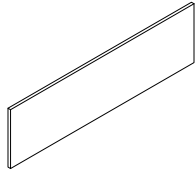
Required Specifications
 Finish

TACKBOARDS FOR HUTCHES

MODEL# DIMENSIONS FREIGHT CLASS WT/LBS. CUBIC FT. GR.1-3 GR. 4-5

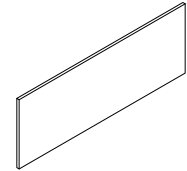
D x W x H

KTS108	1 x 105 x 20	92.5	23	2	\$1232	\$1480
KTS102	1 x 99 x 20	100	19	2	\$1166	\$1402
KTS96	1 x 93 x 20	70	15	1	\$1097	\$1319
KTS90	1 x 87 x 20	70	15	1	\$1030	\$1238
KTS84	1 x 81 x 20	85	14	1	\$965	\$1161
KTS78	1 x 75 x 20	85	13	1	\$893	\$1073
KTS72	1 x 69 x 20	85	12	1	\$821	\$986
KTS66	1 x 63 x 20	92.5	11	1	\$751	\$902
KTS60	1 x 57 x 20	92.5	10	1	\$688	\$827
KTS36	1 x 33 x 20	60	6	0.01	\$412	\$495
KTS30	1 x 27 x 20	60	4	0.01	\$343	\$414



Tackboard for 36" H
Non-Pigeon Hole Hutches

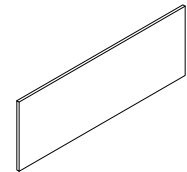
Factory installed hutch tackboard.



Tackboard for 42" H & 54" H
Pigeon-Hole Hutches

KTSP108H23	1 x 105 x 23	70	30	2	\$1355	\$1673
KTSP102H23	1 x 99 x 23	85	24	2	\$1328	\$1595
KTSP96H23	1 x 93 x 23	92.5	20	2	\$1240	\$1490
KTSP90H23	1 x 87 x 23	70	20	1	\$1162	\$1396
KTSP84H23	1 x 81 x 23	70	18	1	\$1085	\$1303
KTSP78H23	1 x 75 x 23	70	17	1	\$1008	\$1211
KTSP72H23	1 x 69 x 23	70	16	1	\$937	\$1126
KTSP66H23	1 x 63 x 23	85	14	1	\$852	\$1024
KTSP60H23	1 x 57 x 23	85	13	1	\$779	\$938
KTSP36H23	1 x 33 x 23	60	8	0.01	\$466	\$561
KTSP30H23	1 x 27 x 23	60	5	0.01	\$388	\$469


Factory installed hutch tackboard.



Tackboard for 42" H & 54" H
Non-Pigeon Hole Hutches

KTS108H26	1 x 105 x 26	70	30	2	\$1611	\$1935
KTS102H26	1 x 99 x 26	85	24	2	\$1518	\$1823
KTS96H26	1 x 93 x 26	92.5	20	2	\$1427	\$1715
KTS90H26	1 x 87 x 26	92.5	20	2	\$1344	\$1614
KTS84H26	1 x 81 x 26	100	18	2	\$1249	\$1500
KTS78H26	1 x 75 x 26	100	17	2	\$1160	\$1394
KTS72H26	1 x 69 x 26	70	16	1	\$1071	\$1287
KTS66H26	1 x 63 x 26	85	14	1	\$982	\$1180
KTS60H26	1 x 57 x 26	85	13	1	\$893	\$1073
KTS36H26	1 x 33 x 26	60	8	0.01	\$538	\$647
KTS30H26	1 x 27 x 26	60	5	0.01	\$447	\$538

Factory installed hutch tackboard.



Tackboard w/Rail for 36" H
Non-Pigeon Hole Hutches*

KTSAS108	1 x 105 x 20	92.5	23	2	\$2187	\$2626
KTSAS102	1 x 99 x 20	100	19	2	\$1973	\$2369
KTSAS96	1 x 93 x 20	70	15	1	\$1942	\$2333
KTSAS90	1 x 87 x 20	70	15	1	\$1826	\$2193
KTSAS84	1 x 81 x 20	85	14	1	\$1702	\$2045
KTSAS78	1 x 75 x 20	85	13	1	\$1582	\$1900
KTSAS72	1 x 69 x 20	85	12	1	\$1457	\$1749
KTSAS66	1 x 63 x 20	92.5	11	1	\$1335	\$1603
KTSAS60	1 x 57 x 20	92.5	10	1	\$1218	\$1486
KTSAS36	1 x 33 x 20	60	6	0.01	\$728	\$876
KTSAS30	1 x 27 x 20	60	4	0.01	\$607	\$731

Factory installed hutch tackboard.

- Specify Black (E), Tungsten (K), or Designer White (DWT) accessory rail finish.

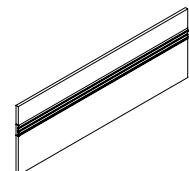
Required Specifications

Fabric
Metal finish*

NOT A CONTRACT

TACKBOARDS FOR HUTCHES

MODEL#	DIMENSIONS	FREIGHT CLASS	WT/LBS.	CUBIC FT.	GR. 1-3	GR. 4-5
	D x W x H					
KTSPAS108H23	1 x 105 x 23	70	30	2	\$2374	\$2850
KTSPAS102H23	1 x 99 x 23	85	24	2	\$2258	\$2734
KTSPAS96H23	1 x 93 x 23	92.5	20	2	\$2120	\$2546
KTSPAS90H23	1 x 87 x 23	92.5	20	2	\$1985	\$2384
KTSPAS84H23	1 x 81 x 23	100	18	2	\$1851	\$2223
KTSPAS78H23	1 x 75 x 23	100	17	2	\$1719	\$2064
KTSPAS72H23	1 x 69 x 23	70	16	1	\$1586	\$1954
KTSPAS66H23	1 x 63 x 23	85	14	1	\$1454	\$1774
KTSPAS60H23	1 x 57 x 23	85	13	1	\$1322	\$1588
KTSPAS36H23	1 x 33 x 23	100	8	1	\$795	\$956
KTSPAS30H23	1 x 27 x 23	150	5	1	\$667	\$802

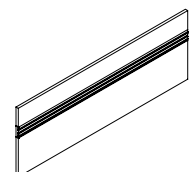


Tackboard w/Rail for 42"H & 54"H* Pigeon-Hole Hutches

Factory installed hutch tackboard.

- Specify Black (**E**), Tungsten (**K**), or Designer White (**DWT**) accessory rail finish.

KTSAS108H26	1 x 105 x 26	92.5	23	2	\$2335	\$3165
KTSAS102H26	1 x 99 x 26	100	19	2	\$2280	\$2978
KTSAS96H26	1 x 93 x 26	70	15	1	\$2135	\$2804
KTSAS90H26	1 x 87 x 26	70	15	1	\$2198	\$2640
KTSAS84H26	1 x 81 x 26	85	13	1	\$2023	\$2429
KTSAS78H26	1 x 75 x 26	85	13	1	\$1898	\$2279
KTSAS72H26	1 x 69 x 26	85	12	1	\$1723	\$2069
KTSAS66H26	1 x 63 x 26	92.5	11	1	\$1611	\$1935
KTSAS60H26	1 x 57 x 26	92.5	11	1	\$1458	\$1752
KTSAS36H26	1 x 33 x 26	60	6	0.01	\$875	\$1053
KTSAS30H26	1 x 27 x 26	60	4	0.01	\$735	\$884

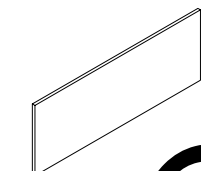


Tackboard w/Rail for 42"H & 54"H* Non-Pigeon Hole Hutches

Factory installed hutch tackboard.

- Specify Black (**E**), Tungsten (**K**), or Designer White (**DWT**) accessory rail finish.

TS120	1 x 120 x 19.2	70	26	2	\$1522	\$1902
TS114	1 x 114 x 19.2	70	25	2	\$1449	\$1814
TS108	1 x 108 x 19.2	70	23	2	\$1370	\$1713
TS102	1 x 102 x 19.2	85	19	2	\$1298	\$1623
TS96	1 x 96 x 19.2	70	17	1	\$1214	\$1520
TS90	1 x 90 x 19.2	70	15	1	\$1141	\$1428
TS84	1 x 84 x 19.2	70	14	1	\$1069	\$1335
TS78	1 x 78 x 19.2	70	13	1	\$990	\$1238
TS72	1 x 72 x 19.2	70	12	1	\$557	\$698
TS66	1 x 66 x 19.2	85	11	1	\$512	\$644
TS60	1 x 60 x 19.2	85	10	1	\$471	\$592
TS54	1 x 54 x 19.2	85	10	1	\$427	\$537
TS48	1 x 48 x 19.2	85	10	1	\$382	\$479
TS42	1 x 42 x 19.2	85	10	1	\$338	\$425
TS36	1 x 36 x 19.2	100	8	1	\$302	\$383
TS30	1 x 30 x 19.2	150	5	1	\$251	\$316



Tackboard for 65"H Non-Pigeon Hole Wall Mount Cabinets

Factory installed tackboard for wall mount cabinets.

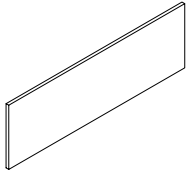
Required Specifications

- Fabric
- Metal finish*

NOT A CONTRACT

TACKBOARDS

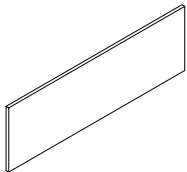
MODEL#	DIMENSIONS	FREIGHT CLASS	WT/LBS.	CUBIC FT.	GR. 1-3	GR. 4-5
	D x W x H					
TSP120H23	1 x 120 x 23	70	34	2	\$1718	\$2148
TSP114H23	1 x 114 x 23	70	32	2	\$1632	\$2039
TSP108H23	1 x 108 x 23	70	30	2	\$1600	\$1920
TSP102H23	1 x 102 x 23	85	24	2	\$1525	\$1831
TSP96H23	1 x 96 x 23	92.5	20	2	\$1377	\$1720
TSP90H23	1 x 90 x 23	92.5	20	1	\$1286	\$1609
TSP84H23	1 x 84 x 23	70	18	1	\$1201	\$1501
TSP78H23	1 x 78 x 23	70	17	1	\$983	\$1195
TSP72H23	1 x 72 x 23	70	16	1	\$913	\$1147
TSP66H23	1 x 66 x 23	85	14	1	\$830	\$1047
TSP60H23	1 x 60 x 23	85	13	1	\$801	\$755
TSP54H23	1 x 54 x 23	85	13	1	\$62	\$955
TSP48H23	1 x 48 x 23	85	13	1	\$602	\$613
TSP42H23	1 x 42 x 23	85	13	1	\$552	\$538
TSP36H23	1 x 36 x 23	100	8	1	\$458	\$474
TSP30H23	1 x 30 x 23	150	5	1	\$317	\$403



Tackboard for 72" H Pigeon-Hole Wall Mount Cabinets

Factory installed tackboard for wall mount cabinets.

TS120H26	1 x 120 x 26	70	34	2	\$1979	\$2474
TS114H26	1 x 114 x 26	70	32	2	\$1880	\$2351
TS108H26	1 x 108 x 26	70	30	2	\$1782	\$2229
TS102H26	1 x 102 x 26	85	24	2	\$1678	\$2098
TS96H26	1 x 96 x 26	92.5	22	2	\$1587	\$1986
TS90H26	1 x 90 x 26	92.5	20	2	\$1488	\$1859
TS84H26	1 x 84 x 26	70	18	2	\$1383	\$1729
TS78H26	1 x 78 x 26	100	17	2	\$1286	\$1609
TS72H26	1 x 72 x 26	70	16	1	\$714	\$897
TS66H26	1 x 66 x 26	85	14	1	\$658	\$825
TS60H26	1 x 60 x 26	85	13	1	\$601	\$755
TS54H26	1 x 54 x 26	85	13	1	\$552	\$692
TS48H26	1 x 48 x 26	85	13	1	\$488	\$613
TS42H26	1 x 42 x 26	85	13	1	\$433	\$538
TS36H26	1 x 36 x 26	100	8	1	\$378	\$475
TS30H26	1 x 30 x 26	150	5	1	\$317	\$401



Tackboard for 72" H Non-Pigeon-Hole Wall Mount Cabinets

Factory installed tackboard for wall mount cabinets.

TSAS120	1 x 120 x 19.2	85	26	1	\$2353	\$2942
TSAS114	1 x 114 x 19.2	85	25	2	\$2239	\$2799
TSAS108	1 x 108 x 19.2	92.5	23	2	\$2120	\$2653
TSAS102	1 x 102 x 19.2	100	19	2	\$2007	\$2505
TSAS96	1 x 96 x 19.2	70	17	1	\$1880	\$2355
TSAS90	1 x 90 x 19.2	70	15	1	\$1765	\$2209
TSAS84	1 x 84 x 19.2	85	14	1	\$1646	\$2060
TSAS78	1 x 78 x 19.2	85	13	1	\$1533	\$1918
TSAS72	1 x 72 x 19.2	85	12	1	\$1412	\$1769
TSAS66	1 x 66 x 19.2	92.5	11	1	\$1298	\$1627
TSAS60	1 x 60 x 19.2	92.5	10	1	\$1177	\$1473
TSAS54	1 x 54 x 19.2	92.5	10	1	\$1064	\$1329
TSAS48	1 x 48 x 19.2	92.5	10	1	\$945	\$1180
TSAS42	1 x 42 x 19.2	92.5	10	1	\$825	\$1030
TSAS36	1 x 36 x 19.2	100	8	1	\$706	\$880
TSAS30	1 x 30 x 19.2	150	5	1	\$548	\$687

Tackboard w/Rail for 65" H* Non-Pigeon Hole Wall Mount Cabinets

Factory installed tackboard for wall mount cabinets.

- Specify Black (E), Tungsten (K), or Designer White (DWT) accessory rail finish.

Required Specifications

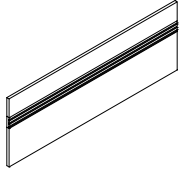
Fabric
 Metal finish*

TACKBOARDS

MODEL# DIMENSIONS FREIGHT CLASS WT/LBS. CUBIC FT. GR. 3 GR. 4-5

D x W x H

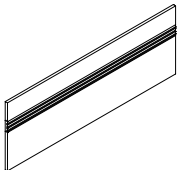
TSPAS120H23	1 x 120 x 22.3	70	34	2	\$2554	\$3193
TSPAS114H23	1 x 114 x 22.3	70	32	2	\$2429	\$3038
TSPAS108H23	1 x 108 x 22.3	70	30	2	\$2297	\$2874
TSPAS102H23	1 x 102 x 22.3	85	24	2	\$2182	\$2731
TSPAS96H23	1 x 96 x 22.3	70	22	1	\$2051	\$2567
TSPAS90H23	1 x 90 x 22.3	70	20	1	\$1917	\$2399
TSPAS84H23	1 x 84 x 22.3	70	18	1	\$1791	\$2274
TSPAS78H23	1 x 78 x 22.3	70	17	1	\$1664	\$2149
TSPAS72H23	1 x 72 x 22.3	70	16	1	\$1539	\$1927
TSPAS66H23	1 x 66 x 22.3	85	14	1	\$1412	\$1769
TSPAS60H23	1 x 60 x 22.3	85	13	1	\$1279	\$1600
TSPAS54H23	1 x 54 x 22.3	85	13	1	\$1133	\$1477
TSPAS48H23	1 x 48 x 22.3	85	13	1	\$1027	\$1295
TSPAS42H23	1 x 42 x 22.3	85	13	1	\$901	\$1125
TSPAS36H23	1 x 36 x 22.3	100	8	1	\$779	\$803
TSPAS30H23	1 x 30 x 22.3	150	5	1	\$624	\$777



Tackboard w/Rail for 72"H* Pigeon-Hole Wall Mount Cabinets

Factory installed tackboard for wall mount cabinets.
• Specify Black (E), Tungsten (K), or Designer White (DWT) accessory rail finish.

TSAS120H26	1 x 120 x 26	70	34	2	\$2826	\$3533
TSAS114H26	1 x 114 x 26	70	32	2	\$2679	\$3351
TSAS108H26	1 x 108 x 26	70	30	2	\$2549	\$3187
TSAS102H26	1 x 102 x 26	85	24	2	\$2403	\$3005
TSAS96H26	1 x 96 x 26	92.5	20	2	\$2258	\$2826
TSAS90H26	1 x 90 x 26	92.5	20	2	\$2126	\$2660
TSAS84H26	1 x 84 x 26	100	18	2	\$1961	\$2451
TSAS78H26	1 x 78 x 26	100	17	2	\$1835	\$2295
TSAS72H26	1 x 72 x 26	70	16	1	\$1670	\$2090
TSAS66H26	1 x 66 x 26	85	14	1	\$1559	\$1945
TSAS60H26	1 x 60 x 26	85	13	1	\$1412	\$1769
TSAS54H26	1 x 54 x 26	85	13	1	\$1273	\$1590
TSAS48H26	1 x 48 x 26	85	13	1	\$1133	\$1417
TSAS42H26	1 x 42 x 26	85	13	1	\$996	\$1242
TSAS36H26	1 x 36 x 26	100	8	1	\$851	\$1067
TSAS30H26	1 x 30 x 26	150	5	1	\$711	\$892




Tackboard w/Rail for 72"H* Non-Pigeon-Hole Wall Mount Cabinets

Factory installed tackboard for wall mount cabinets.
• Specify Black (E), Tungsten (K), or Designer White (DWT) accessory rail finish.

TSP120H21	1 x 120 x 21	70	35	2	\$1656	\$1989
TSP114H21	1 x 114 x 21	70	32	2	\$1573	\$1890
TSP108H21	1 x 108 x 21	70	30	2	\$1489	\$1789
TSP102H21	1 x 102 x 21	85	24	2	\$1411	\$1694
TSP96H21	1 x 96 x 21	92.5	20	2	\$1322	\$1588
TSP90H21	1 x 90 x 21	70	1	1	\$1243	\$1493
TSP84H21	1 x 84 x 21	70	18	1	\$1162	\$1396
TSP78H21	1 x 78 x 21	70	17	1	\$1074	\$1291
TSP72H21	1 x 72 x 21	70	16	1	\$992	\$1193
TSP66H21	1 x 66 x 21	85	14	1	\$907	\$1091
TSP60H21	1 x 60 x 21	85	13	1	\$829	\$996
TSP54H21	1 x 54 x 21	85	13	1	\$747	\$898
TSP48H21	1 x 48 x 21	85	13	1	\$667	\$802
TSP42H21	1 x 42 x 21	125	6	1	\$582	\$701
TSP36H21	1 x 36 x 21	150	4	1	\$498	\$600
TSP30H21	1 x 30 x 21	250	3	1	\$417	\$502

Factory installed tackboard for wall mount cabinets.



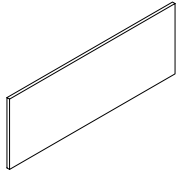
Tackboard for 84"H Double Height Pigeon-Hole Wall Mount Cabinets

Required Specifications
Fabric
Metal finish*

NOT A CONTRACT

TACKBOARDS

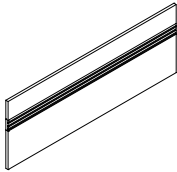
MODEL#	DIMENSIONS	FREIGHT CLASS	WT/LBS.	CUBIC FT.	GR. 3	GR. 4-5
	D x W x H					
TS120H25	1 x 120 x 25	85	27	2	\$1975	\$2371
TS114H25	1 x 114 x 25	85	25	2	\$1878	\$2256
TS108H25	1 x 108 x 25	92.5	23	2	\$1509	\$1884
TS102H25	1 x 102 x 25	100	19	2	\$1418	\$1776
TS96H25	1 x 96 x 25	70	17	1	\$1337	\$1668
TS90H25	1 x 90 x 25	70	15	1	\$1253	\$1569
TS84H25	1 x 84 x 25	85	14	1	\$1173	\$1468
TS78H25	1 x 78 x 25	85	13	1	\$1083	\$1355
TS72H25	1 x 72 x 25	85	12	1	\$1001	\$1256
TS66H25	1 x 66 x 25	92.5	11	1	\$920	\$1150
TS60H25	1 x 60 x 25	92.5	10	1	\$838	\$1051
TS54H25	1 x 54 x 25	92.5	10	1	\$756	\$1069
TS48H25	1 x 48 x 25	92.5	10	1	\$674	\$947
TS42H25	1 x 42 x 25	92.5	10	1	\$592	\$830
TS36H25	1 x 36 x 25	125	6	1	\$510	\$711
TS30H25	1 x 30 x 25	150	4	1	\$428	\$596



Tackboard for 84"H Double Height
 Non Pigeon-Hole Wall Mount Cabinets

Factory installed tackboard for wall mount cabinets.

TSPAS120H21	1 x 120 x 21	70	33	2	\$2912	\$3495
TSPAS114H21	1 x 114 x 21	70	32	2	\$2769	\$3325
TSPAS108H21	1 x 108 x 21	70	30	2	\$2622	\$3147
TSPAS102H21	1 x 102 x 21	85	24	2	\$2485	\$2984
TSPAS96H21	1 x 96 x 21	70	20	1	\$2329	\$2796
TSPAS90H21	1 x 90 x 21	70	20	1	\$2192	\$2632
TSPAS84H21	1 x 84 x 21	70	18	1	\$2043	\$2454
TSPAS78H21	1 x 78 x 21	70	17	1	\$1897	\$2278
TSPAS72H21	1 x 72 x 21	70	16	1	\$1748	\$2100
TSPAS66H21	1 x 66 x 21	85	14	1	\$1604	\$1926
TSPAS60H21	1 x 60 x 21	85	13	1	\$1457	\$1748
TSPAS54H21	1 x 54 x 21	85	13	1	\$1317	\$1583
TSPAS48H21	1 x 48 x 21	85	13	1	\$1172	\$1409
TSPAS42H21	1 x 42 x 21	85	13	1	\$1022	\$1228
TSPAS36H21	1 x 36 x 21	60	6	0.01	\$872	\$1047
TSPAS30H21	1 x 30 x 21	60	4	0.01	\$677	\$815



Tackboard w/Rail for 84"H Double Ht.*
 Pigeon-Hole Wall Mount Cabinets

Factory installed tackboard for wall mount cabinets.

- Specify Black (E), Tungsten (K), or Designer White (DWT) accessory rail finish.

TSAS120H25	1 x 120 x 25	85	27	2	\$3332	\$4000
TSAS114H25	1 x 114 x 25	85	25	2	\$3163	\$3797
TSAS108H25	1 x 108 x 25	92.5	23	2	\$2455	\$3070
TSAS102H25	1 x 102 x 25	100	19	2	\$2307	\$2887
TSAS96H25	1 x 96 x 25	70	17	1	\$2169	\$2716
TSAS90H25	1 x 90 x 25	70	15	1	\$2043	\$2557
TSAS84H25	1 x 84 x 25	85	14	1	\$1885	\$2357
TSAS78H25	1 x 78 x 25	85	13	1	\$1765	\$2209
TSAS72H25	1 x 72 x 25	85	12	1	\$1602	\$2006
TSAS66H25	1 x 66 x 25	92.5	11	1	\$1500	\$1880
TSAS60H25	1 x 60 x 25	92.5	10	1	\$1363	\$1706
TSAS54H25	1 x 54 x 25	92.5	10	1	\$1504	\$1807
TSAS48H25	1 x 48 x 25	92.5	10	1	\$1341	\$1610
TSAS42H25	1 x 42 x 25	92.5	10	1	\$1175	\$1412
TSAS36H25	1 x 36 x 25	60	6	0.01	\$1004	\$1207
TSAS30H25	1 x 30 x 25	60	4	0.01	\$838	\$1008

Factory installed tackboard for wall mount cabinets.

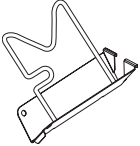
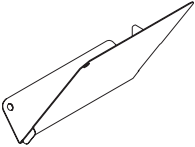
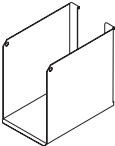
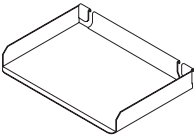
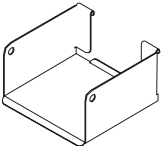
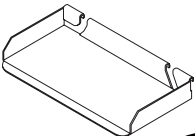
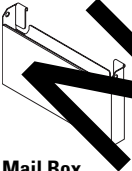
- Specify Black (E), Tungsten (K), or Designer White (DWT) accessory rail finish.

Required Specifications

Fabric
 Metal finish*

NOT A CONTRACT

Tackboard w/Rail for 84"H Double Ht.*
 Non Pigeon-Hole Wall Mount Cabinets

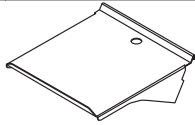
ACCESSORIES	MODEL#	DIMENSIONS D x W x H	FREIGHT CLASS	WT./LBS.	CUBIC FT.	LIST PRICE
	BAFS01	9.25 x 2.75 x 9.25	70	0.6	0.14	\$54
Flip Sorter	Load bar/accessory rail mounted metal flip sorter. Comes with chrome wire. • Specify Black (E), Tungsten (K), or Designer White (DWT) accessory finish.					
	BASS01L (Left)	10.25 x 5 x 9.5	70	1	0.28	\$44
Slant Sorter	BASS01R (Right)	10.25 x 5 x 9.5	70	1	0.28	\$44
Load bar/accessory rail mounted metal slant sorter. • Specify Black (E), Tungsten (K), or Designer White (DWT) accessory finish.						
	BABB01	10.25 x 4 x 9	70	1.85	0.21	\$50
Binder Bin	Load bar/accessory rail mounted metal binder bin. • Specify Black (E), Tungsten (K), or Designer White (DWT) accessory finish.					
	BALTO1	9.25 x 13.5 x 2	70	0.5	0.15	\$58
Letter Tray	Load bar/accessory rail mounted metal letter tray. • Specify Black (E), Tungsten (K), or Designer White (DWT) accessory finish.					
	BAMB01	5.25 x 5.75 x 3	70	1.85	0.21	\$58
Media Bin	Load bar/accessory rail mounted metal media bin. • Specify Black (E), Tungsten (K), or Designer White (DWT) accessory finish.					
	BAUTO1	3.75 x 5.75 x 3	70	0.5	0.02	\$38
Utility Tray	Load bar/accessory rail mounted metal utility tray. • Specify Black (E), Tungsten (K), or Designer White (DWT) accessory finish.					
	BAPP01	2.75 x 16 x 9	100	2	0.25	\$88
Mail Box	Load bar/accessory rail mounted metal mail box. • Specify Black (E), Tungsten (K), or Designer White (DWT) accessory finish.					

NOT ON CONTRACT

Required Specifications
Metal finish

ACCESSORIES

MODEL# DIMENSIONS FREIGHT CLASS WT/LBS. CUBIC FT. LIST PRICE

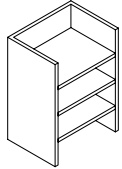


Telephone Holder

MODEL#	D x W x H	FREIGHT CLASS	WT/LBS.	CUBIC FT.	LIST PRICE
BATH01	10 x 9 x 2	125	2	0.26	\$85

Load bar/accessory rail mounted metal telephone holder.

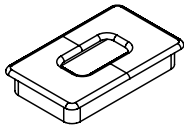
- Specify Black (E), Tungsten (K), or Designer White (DWT) accessory finish.



Paper Organizer, Letter & Legal Format

KCPH161226	12 x 16 x 27	125	20	3	\$981
KCPH161223	12 x 16 x 23	125	18	3	\$825
KCPH161219	12 x 16 x 20	125	15	2	\$632
KCPH131226	12 x 13 x 27	100	16	2	\$495
KCPH131223	12 x 13 x 23	125	15	2	\$475
KCPH131219	12 x 13 x 20	125	12	2	\$515

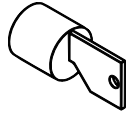
- Specify Black (E), Tungsten (K), or Designer White (DWT) accessory finish.



Grommet

GM5C	2 x 3.5 x --	70	--	--	\$107
------	--------------	----	----	----	-------

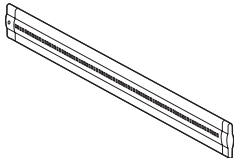
Rectangular grommet in metal, tungsten finish.



Lock Assembly

Black:					
LO	--	70	--	--	\$106

Tungsten:					
LO/C	--	70	--	--	\$106



LED Task Light

PLED30	1.5 x 15.5 x .5	150	2	0.5	\$494
PLED50	1.5 x 23.5 x .5	150	2	0.5	\$569
	1.5 x 43.5 x .5	125	3	0.5	\$660

Energy efficient LED. Ultra slim design. Suitable for hanging under Hutch or Wallhung units. 6' power cord.

NOT ON CONTRACT

Required Specifications

Finish

lufton





GLOBAL is pleased to introduce the **LUFTON** wood veneer series. This contemporary collection features an all wood veneer construction with a variety of features that emphasize a modern approach to the private office.

1" worksurfaces include a choice of four ¼" hardwood edges to choose from – Flat (L10), Radius (L20), Fluted (L30) and Soft Tail (L40). A black 5mm PVC inlay between the worksurface and gable provides a striking visual detail. Drawers and storage items feature eight handle options to choose from (where applicable) – storage options are available in 29", 66" and 72" heights. Various models include different types of storage configurations.

New 23" height credenzas allow for different visual planes – combined with a spacer unit, worksurfaces can be supported over this credenza.

Above worksurface storage selections include overhead storage and hutches with or without pigeon-hole storage. Hutch doors are available in a choice of veneer or glass with an aluminum frame. Tackboards are offered in all fabric or with a built-in accessory rail for organizing folders, binders, CDs and more!



Features and Benefits

- Choice of eight handle options for every door/drawer that features handles.
- Modesty panel options include metal (in Black or Tungsten), veneer, and glass.
- Base upgrades to replace standard monopost on islands are available in four styles.
- Drawers are standard vinyl wrapped construction with black drawer slides and bottom.
- 75 lb. box – 150 lb. file drawer weight capacity with full height sides – pencil tray included in box drawer.
- Lateral file drawers can accommodate legal or letter documents.
- Box drawers mounted on ¾ extension premium ball bearing slides.
- Power/Data accessories are available to be factory installed on any LUFTON unit, including Boardroom Tables to meet all today's technological requirements.
- A full array of complementary Boardroom and Reception area furnishings are available to coordinate the entire office.

GENERAL INFORMATION

- Lufton is a veneer desking system composed of hundreds of models, capable of furnishing executive suites, boardrooms and reception areas.
- 1" worksurfaces with 1/4" solid Wood Edge all around.
- 5MM Black PVC inlay between top and gables
- **Level 3 Certified**

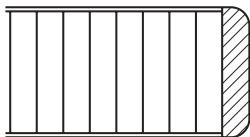
FINISHES

- Conversion varnish (similar to catalyzed lacquer, but tougher), 35 to 40 degree sheen. Finishes are not buffed or rubbed.
- All Global wood casegood products are veneered and finished on the back sides (3600 finishing), except modular under-surface storage - tops and backs are unfinished.
- Touch up kits available, includes a touch up marker and fill crayon. Order **VTOUCHUPKIT, \$164** list. Specify finish when ordering.
- Global standard finish, on oak and walnut, is open pore and on cherry and maple is semi-closed pore. If a full finish is required for walnut, cherry, anigre and maple tops, Add the suffix "2" to the finish code and Add 5% to the base pricing for each product. **CUSTOM FINISH IS AVAILABLE.**
- High Pressure laminate inlays are available at no upcharge. Contact Customer Care for specification information.
- Hanging file rails are pre-installed on file drawer perimeters and accommodate both legal and letter size filing. Legal filing can be achieved either as side-to-side or front-to-back. Letter filing can be achieved as front-to-back filing only.

WORKSURFACE TOP & DRAWER/DOOR FRONTS, BODY FINISHES (INCLUDING PEDESTALS) - VENEER

Code	Finish	Veneer Type	Cut
AMW	Almond Cherry	Cherry	Flat Sliced
CAW	Cocoa Walnut	Walnut	Flat Sliced
CRW	Coral	White Oak	Rift
DCW	Dark Cherry	Cherry	Flat Sliced
EWV	Espresso Walnut	Walnut	Flat Sliced
EVW	Evening Oak	White Oak	Rift
GRW	Grey on Oak	White Oak	Rift
HAW	Hazelnut	Maple	Flat Sliced
SMW	Honey Maple	Maple	Flat Sliced
JAW	Java	White Oak	Rift
LTW	Latte Walnut	Walnut	Flat Sliced
MTW	Milestone	White Oak	Rift
MCW	Mocha	White Oak	Rift
MPW	Natural Maple	Maple	Flat Sliced
RCW	Red Cherry	Cherry	Flat Sliced
VNW	Vintage Cherry	Cherry	Flat Sliced
WLW	Walnut	Walnut	Flat Sliced
WCW	Warm Cherry	Cherry	Flat Sliced
WMW	White Maple	Maple	Flat Sliced

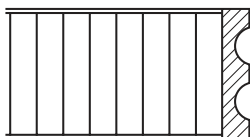
EDGES



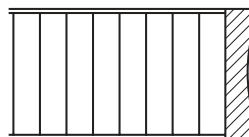
L10 (Flat)



L20 (Radius)



L30 (Fluted)



L40 (Soft Tail)

HANDLES

- Handles are standard on most drawers/storage modules. Each handle is identified by letters: **PL33, PL34, PL64, PL66, PL92, PL93, PL94, PL95, PL96, PL97, PL98, PL99, PLS7, and PLS8.** To specify a handle, specify the code after the model number and finish selections.



PL33 Black Moon Pull



PL34 Nickel Moon Pull



PL64 Contemporary Nickel



PL66 Transitional Nickel



PL92 Silver Bar



PL93 Black Bar




PL94 Silver Rectangular




PL95 Black Rectangular



PL96 Silver Slimline Pull



PL97 Black Slimline Pull



PL98 Silver Princeton Bar



PL99 Black Princeton Bar



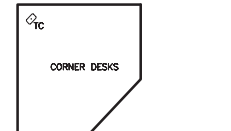
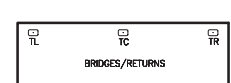
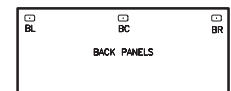

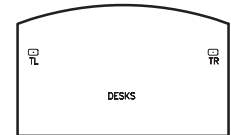

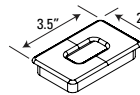
PLS7 Black Spaghetti



PLS8 Silver Spaghetti

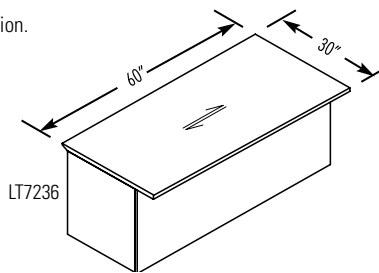
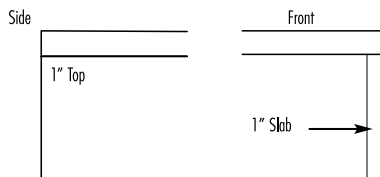
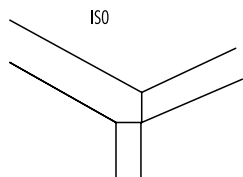
GROMMETS

- Standard grommet on all components is GM5P. Grommet is included with products where shown in line drawings in price book.
- Optional grommets may be ordered in standard worksurface locations (left, center or right). Order as **GM5PTL, GM5PTC or GM5PTR. Add \$96.**
- Grommet hole dimensions are 3.5" x 2". Specify GM5PE for Black or GM5PK for Tungsten.
- Color of grommet will be automatically coordinated with handle color where applicable.
- Components that come standard with grommet may be ordered without a grommet. Order as RSG - **Add \$53.**

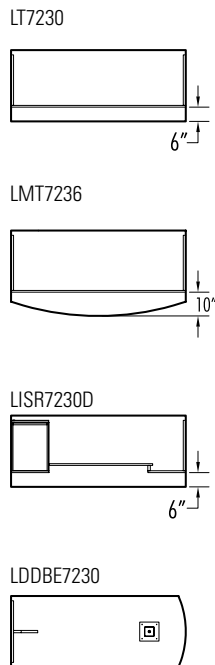
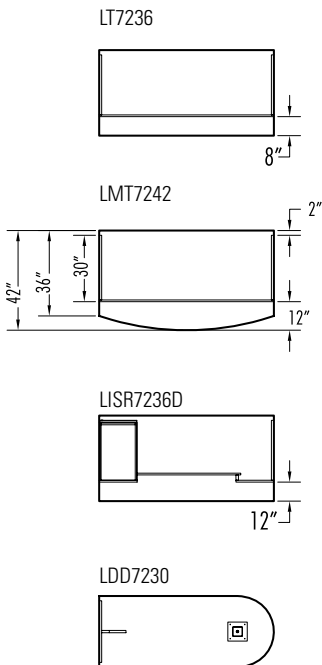


DOUBLE PEDESTAL DESKS MODEL# DIMENSIONS FREIGHT CLASS WT/LBS. CUBIC FT. LIST PRICE

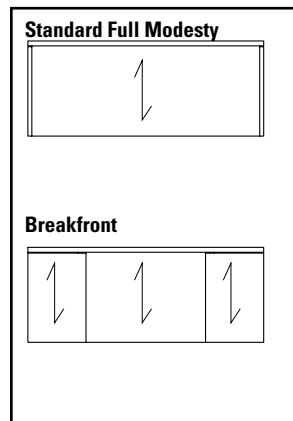
- Can be ordered as a shell or with pedestals.
- Grommets are available as an option on Desks and most Credenzas.
- Hand of Rectangular Desk is determined by location of pedestal from user side.
- Hand of "D" Island is determined by outward orientation of conference end from user projection.



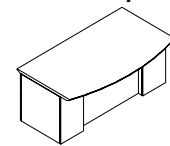
MODESTY PANEL CLEARANCE:



DESK MODESTY OPTIONS:

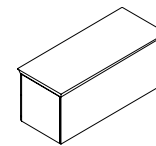


Breakfront Style - Modesty



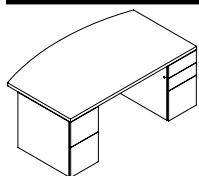
view from guest side

Recessed Front - Modesty



view from guest side

DOUBLE PEDESTAL DESKS - RECESSED FRONT MODESTY DIMENSIONS FREIGHT CLASS WT/LBS. CUBIC FT. LIST PRICE



Double Pedestal Bow Top Desk

	D x W x H	FREIGHT CLASS	WT/LBS.	CUBIC FT.	LIST PRICE
LMD8442ED	42 x 84 x 29	125	443	59	\$6949
LMD7842ED	42 x 78 x 29	125	412	55	\$6456
LMD7242ED	42 x 72 x 29	125	380	51	\$5956
LMD6636ED	36 x 66 x 29	125	240	40	\$5780

Standard with full to floor **file/file** pedestal on **left** and **box/box/file** pedestal on **right**. Bow top. Pedestals lock. One pencil tray. Refer to the Desks and Credenzas Notes Section above for overhang dimensions.

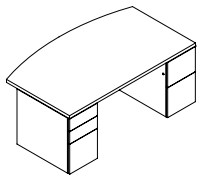
Required Specifications

Veneer Finish
Edge

Optional Specifications

Grommet

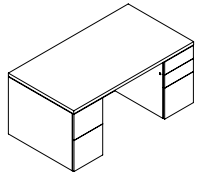
DOUBLE PEDESTAL DESKS - BREAKFRONT STYLE MODEL# DIMENSIONS FREIGHT CLASS WT/LBS. CUBIC FT. LIST PRICE



Double Pedestal Bow Top Desk

D x W x H	
LMD8442DE	42 x 84 x 29
LMD7842DE	42 x 78 x 29
LMD7242DE	42 x 72 x 29
LMD6636DE	36 x 66 x 29

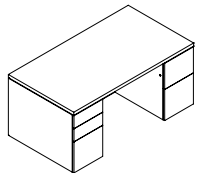
Standard with full to floor **box/box/file** pedestal on **left** and **file/file** pedestal on **right**. Bow top. Pedestals lock. One pencil tray. Refer to the Desks and Credenzas Notes Section on previous page for overhang dimensions.



Double Pedestal Desk

LD8436ED	36 x 84 x 29
LD7236ED	36 x 72 x 29
LD7230ED	30 x 72 x 29
LD6636ED	36 x 66 x 29
LD6630ED	30 x 66 x 29

Standard with full to floor **file/file** pedestal on **left** and **box/box/file** pedestal on **right**. Pedestals lock. Refer to the Desks and Credenzas Notes Section on previous page for overhang dimensions.

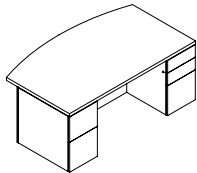


Double Pedestal Desk

LD8436DE	36 x 84 x 29
LD7236DE	36 x 72 x 29
LD7230DE	30 x 72 x 29
LD6636DE	36 x 66 x 29
LD6630DE	30 x 66 x 29

Standard with full to floor **box/box/file** pedestal on **left** and **file/file** pedestal on **right**. Pedestals lock. Refer to the Desks and Credenzas Notes Section on previous page for overhang dimensions.

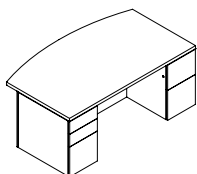
DOUBLE PEDESTAL DESKS - BREAKFRONT STYLE MODEL# DIMENSIONS FREIGHT CLASS WT/LBS. CUBIC FT. LIST PRICE



**Double Pedestal Bow Top Desk
Breakfront Style**

LMID8442ED	42 x 84 x 29
LMID7842ED	42 x 78 x 29
LMID7242ED	42 x 72 x 29
LMID6636ED	36 x 66 x 29

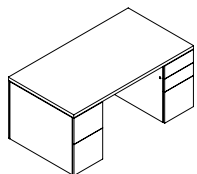
Standard with full to floor **file/file** pedestal on **left** and **box/box/file** pedestal on **right**. Bow top. Pedestals lock. One pencil tray. Refer to the Desks and Credenzas Notes Section on previous page for overhang dimensions.



**Double Pedestal Bow Top Desk
Breakfront Style**

LMID8442DE	42 x 84 x 29
LMID7842DE	42 x 78 x 29
LMID7242DE	42 x 72 x 29
LMID6636DE	36 x 66 x 29

Standard with full to floor **box/box/file** pedestal on **left** and **file/file** pedestal on **right**. Bow top. Pedestals lock. One pencil tray. Refer to the Desks and Credenzas Notes Section on previous page for overhang dimensions.



Double Pedestal Desk, Breakfront Style

LID8436ED	36 x 84 x 29
LID7236ED	36 x 72 x 29
LID7230ED	30 x 72 x 29
LID6636ED	36 x 66 x 29
LID6630ED	30 x 66 x 29

Standard with full to floor **file/file** pedestal on **left** and **box/box/file** pedestal on **right**. Pedestals lock. Refer to the Desks and Credenzas Notes Section on previous page for overhang dimensions.

Required Specifications

Veneer Finish
Edge

Optional Specifications

Grommet

DOUBLE PEDESTAL DESKS - BREAKFRONT STYLE	MODEL#	DIMENSIONS	FREIGHT CLASS	WT/LBS.	CUBIC FT.	LIST PRICE
		D x W x H				
	LID8436DE	36 x 84 x 29	125	432	59	\$6099
	LID7236DE	36 x 72 x 29	100	370	44	\$5662
	LID7230DE	30 x 72 x 29	100	349	36	\$5574
	LID6636DE	36 x 66 x 29	100	339	40	\$5574
	LID6630DE	30 x 66 x 29	100	320	33	\$5489



Double Pedestal Desk, Breakfront Style

Standard with full to floor **box/box/file** pedestal on **left** and **file/file** pedestal on **right**. Pedestals lock. Refer to the Desks and Credenzas Notes Section on page 268 for overhang dimensions.

SINGLE PEDESTAL DESKS	MODEL#	DIMENSIONS	FREIGHT CLASS	WT/LBS.	CUBIC FT.	LIST PRICE
	LMSL8442D	42 x 84 x 29	125	432	59	\$6654
	LMSL7842D	42 x 78 x 29	125	401	55	\$6175
	LMSL7242D	42 x 72 x 29	125	370	51	\$5707
	LMSL6636D	36 x 66 x 29	150	230	40	\$5489



Single Pedestal Bow Top Desk - LEFT

Standard with full to floor **box/box/file** pedestal on **left**. Bow top. Pedestal locks. Refer to the Desks and Credenzas Notes Section on page 268 for overhang dimensions.

	LMSR8442D	42 x 84 x 29	125	432	59	\$6654
	LMSR7842D	42 x 78 x 29	125	401	55	\$6175
	LMSR7242D	42 x 72 x 29	125	370	51	\$5707
	LMSR6636D	36 x 66 x 29	150	230	40	\$5489



Single Pedestal Bow Top Desk - RIGHT

Standard with full to floor **box/box/file** pedestal on **right**. Bow top. Pedestal locks. Refer to the Desks and Credenzas Notes Section on page 268 for overhang dimensions.

	LSL8436D	42 x 84 x 29	125	463	59	\$4507
	LSL7236D	36 x 72 x 29	125	340	44	\$3864
	LSL7230D	30 x 72 x 29	125	283	36	\$3690
	LSL6636D	36 x 66 x 29	125	312	40	\$3690
	LSL6630D	30 x 66 x 29	100	295	33	\$3526



Single Pedestal Desk - LEFT

Standard with full to floor **box/box/file** pedestal on **left**. Pedestal locks. Refer to the Desks and Credenzas Notes Section on page 268 for overhang dimensions.

	LSR8436D	36 x 84 x 29	125	463	59	\$4507
	LSR7236D	36 x 72 x 29	125	340	44	\$3864
	LSR7230D	30 x 72 x 29	125	283	36	\$3690
	LSR6636D	36 x 66 x 29	125	312	40	\$3690
	LSR6630D	30 x 66 x 29	100	295	33	\$3526



Single Pedestal Desk - RIGHT

Standard with full to floor **box/box/file** pedestal on **right**. Pedestal locks. Refer to the Desks and Credenzas Notes Section on page 268 for overhang dimensions.

Required Specifications

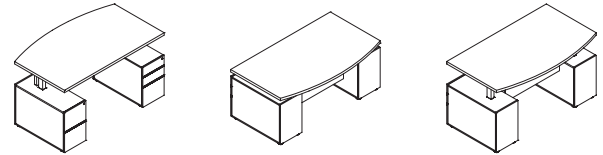
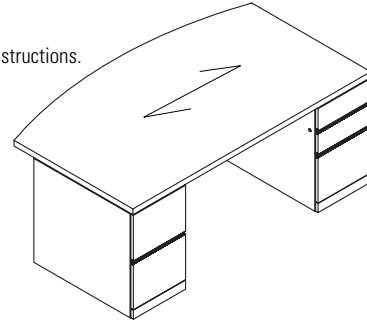
Veneer Finish
Edge

Optional Specifications

Grommet

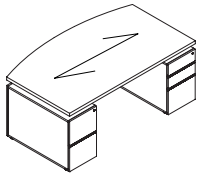
ELECTRIC HEIGHT ADJUSTABLE UNITS	MODEL#	DIMENSIONS	FREIGHT CLASS	WT/LBS.	CUBIC FT.	LIST PRICE
		D x W x H				

- All Height Adjustable (HA) units are shipped fully assembled.
- Simple Up / Down function enables the height adjustment of the worksurface.
- The height adjustment range for desks is 29" to 45", for table and bridge top 26" to 43" (including worksurface).
- Single stage HA mechanism with an electric motor in each column is used.
- The height adjustable mechanism operates at 1.5" per second.
- Max. weight / lift is 265 lbs.
- All columns are integrated into fully functional pedestals, or pedestal bases with the exception of the HA table and the HA bridge top.
- Height adjustable bases are available in three colors: **Black (BLK)**, **Tungsten (TUN)**, and **Designer White (DWT)**
- All desks include two (2) PVC wire management channels (L & R side) allowing for cabling through the pedestals.
- Hanging wood modesty panel on desk is standard. Hanging glass (aluminum framed) modesty panel is optional.
- To avoid risk of pinching:
 - 4.9" / 124mm gap is kept between the pedestal and the lowest point of the worksurface.
 - Wood spacer HASP must be used to attach height adjustable unit in the "U" or "L" configuration. See assembly instructions.
 - 2" gap is required between the worksurfaces when using the HA Table or the HA Bridge Top.
 - Includes collision detector
- Optional grommet locations: **TL** - Top Left or **TR** - Top Right



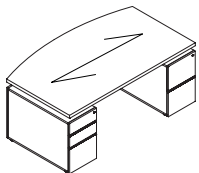
Note: Arrow indicates direction of grain.

HEIGHT ADJUSTABLE DOUBLE PEDESTAL DESKS	MODEL#	DIMENSIONS	FREIGHT CLASS	WT/LBS.	CUBIC FT.	LIST PRICE
		D x W x H				
	LHAMID8442ED	42 x 84 x 29	150	450	78	\$13691
	LHAMID7842ED	42 x 78 x 29	150	430	72	\$13112
	LHAMID7242ED	42 x 72 x 29	150	410	69	\$12534
	LHAMID6636ED	36 x 66 x 29	125	390	54	\$11889



Height Adj. Double Ped. Bow Top Desk
Breakfront Style

Built-in electric height adjustable double pedestal, standard with full to floor **box/box/file** pedestal on **right** and **file/file** pedestal on **left**. Bow top. Pedestals lock. One pencil tray. Refer to the Desks and Credenzas Notes Section on page 268 for overhang dimensions.



Height Adj. Double Ped. Bow Top Desk
Breakfront Style

	LHAMID8442DE	42 x 84 x 29	150	450	78	\$13691
	LHAMID7842DE	42 x 78 x 29	150	430	72	\$13112
	LHAMID7242DE	42 x 72 x 29	150	410	69	\$12534
	LHAMID6636DE	36 x 66 x 29	125	390	54	\$11889

Built-in electric height adjustable double pedestal, standard with full to floor **box/box/file** pedestal on **left** and **file/file** pedestal on **right**. Bow top. Pedestals lock. One pencil tray. Refer to the Desks and Credenzas Notes Section on page 268 for overhang dimensions.

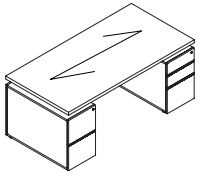
Required Specifications

- Top finish
- Edge
- Base finish
- Handle style

Optional Specifications

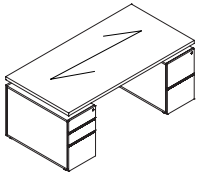
- Grommet
- Glass modesty

HEIGHT ADJUSTABLE DOUBLE PEDESTAL DESKS	MODEL#	DIMENSIONS	FREIGHT CLASS	WT/LBS.	CUBIC FT.	LIST PRICE
		D x W x H				
	LHAID8436ED	36 x 84 x 29	125	440	68	\$11657
	LHAID7836ED	36 x 78 x 29	125	420	63	\$11579
	LHAID7236ED	36 x 72 x 29	125	400	58	\$11495
	LHAID7230ED	30 x 72 x 29	125	390	49	\$11410
	LHAID6630ED	30 x 66 x 29	100	380	46	\$11251



**Height Adj. Double Ped. Desk
Breakfront Style**

Built-in electric height adjustable double pedestal, standard with full to floor **box/box/file** pedestal on **right** and **file/file** pedestal on **left**. Pedestals lock. One pencil tray. Refer to the Desks and Credenzas Notes Section on page 268 for overhang dimensions.

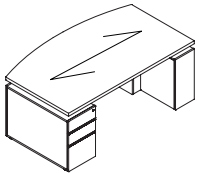


**Height Adj. Double Ped. Desk
Breakfront Style**

	LHAID8436DE	36 x 84 x 29	125	440	68	\$11657
	LHAID7836DE	36 x 78 x 29	125	420	63	\$11579
	LHAID7236DE	36 x 72 x 29	125	400	58	\$11495
	LHAID7230DE	30 x 72 x 29	125	390	49	\$11410
	LHAID6630DE	30 x 66 x 29	100	380	46	\$11251

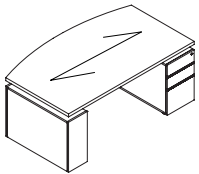
Built-in electric height adjustable double pedestal, standard with full to floor **box/box/file** pedestal on **left** and **file/file** pedestal on **right**. Pedestals lock. One pencil tray. Refer to the Desks and Credenzas Notes Section on page 268 for overhang dimensions.

HEIGHT ADJUSTABLE SINGLE PEDESTAL DESKS	MODEL#	DIMENSIONS	FREIGHT CLASS	WT/LBS.	CUBIC FT.	LIST PRICE
	LHAMISL8442D	42 x 84 x 29	150	440	81	\$12006
	LHAMISL7842D	42 x 78 x 29	150	420	72	\$11554
	LHAMISL7242D	42 x 72 x 29	150	400	67	\$11101
	LHAMISL6636D	36 x 66 x 29	125	390	54	\$10535



**Height Adj. Single Ped. Bow Top Desk
Breakfront Style - LEFT**

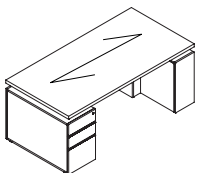
Built-in electric height adjustable single pedestal bow top desk. Standard with full to floor locking **box/box/file** pedestal on **left** and support pedestal on **right**. Refer to the Desks and Credenzas Notes Section on page 268 for overhang dimensions.



**Height Adj. Single Ped. Bow Top Desk
Breakfront Style - RIGHT**

	LHAMISR8442D	42 x 84 x 29	150	440	81	\$12006
	LHAMISR7842D	42 x 78 x 29	150	420	72	\$11554
	LHAMISR7242D	42 x 72 x 29	150	400	67	\$11101
	LHAMISR6636D	36 x 66 x 29	125	390	54	\$10535

Built-in electric height adjustable single pedestal bow top desk. Standard with full to floor locking **box/box/file** pedestal on **right** and support pedestal on **left**. Refer to the Desks and Credenzas Notes Section on page 268 for overhang dimensions.



**Height Adjustable Single Ped. Desk
Breakfront Style - LEFT**

	LHAISL8436D	36 x 84 x 29	125	430	68	\$10257
	LHAISL7836D	36 x 78 x 29	125	410	63	\$10218
	LHAISL7236D	36 x 72 x 29	125	390	58	\$10093
	LHAISL7230D	30 x 72 x 29	125	380	49	\$9897
	LHAISL6630D	30 x 66 x 29	125	360	46	\$9639
	LHAISL6030D	30 x 60 x 29	100	340	42	\$9456

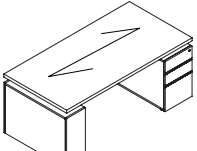
Built-in electric height adjustable single pedestal desk. Standard with full to floor locking **box/box/file** pedestal on **left** and support pedestal on **right**. Refer to the Desks and Credenzas Notes Section on page 268 for overhang dimensions.

Required Specifications

- Top finish
- Edge
- Base finish
- Handle style

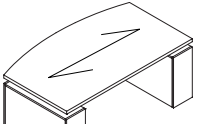
Optional Specifications

- Grommet
- Glass modesty

HEIGHT ADJUSTABLE SINGLE PEDESTAL DESKS	MODEL#	DIMENSIONS	FREIGHT CLASS	WT/LBS.	CUBIC FT.	LIST PRICE
		D x W x H				
	LHAISR8436D	36 x 84 x 29	125	430	68	\$10257
	LHAISR7836D	36 x 78 x 29	125	410	63	\$10218
	LHAISR7236D	36 x 72 x 29	125	390	58	\$10093
	LHAISR7230D	30 x 72 x 29	125	380	49	\$9897
	LHAISR6630D	30 x 66 x 29	125	360	46	\$9639
LHAISR6030D	30 x 60 x 29	100	340	42	\$9456	

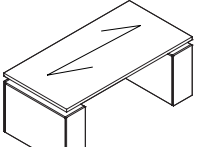
**Height Adjustable Single Ped. Desk*
Breakfront Style - RIGHT**

Built-in electric height adjustable single pedestal desk. Standard with full to floor locking **box/box/file** pedestal on **right** and support pedestal on **left**. Refer to the Desks and Credenzas Notes Section on page 268 for overhang dimensions.

HEIGHT ADJUSTABLE DESK SHELLS	MODEL#	DIMENSIONS	FREIGHT CLASS	WT/LBS.	CUBIC FT.	LIST PRICE
	LHAMIT8442	42 x 84 x 29	150	350	81	\$11632
	LHAMIT7842	42 x 78 x 29	150	330	72	\$11382
	LHAMIT7242	42 x 72 x 29	150	310	67	\$11127
	LHAMIT6636	36 x 66 x 29	150	280	54	\$10041

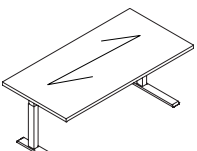
**Height Adjustable Bow Top Desk Shell
Breakfront Style**

Built-in electric height adjustable bow top desk shell.
Refer to the Desks and Credenzas Notes Section on page 268 for overhang dimensions.

	LHAIT8436	36 x 84 x 29	150	330	68	\$10349
	LHAIT7836	36 x 78 x 29	150	310	63	\$10158
	LHAIT7236	36 x 72 x 29	150	290	58	\$9954
	LHAIT7230	30 x 72 x 29	150	280	49	\$9332
	LHAIT6636	36 x 66 x 29	150	260	54	\$9561
	LHAIT6630	30 x 66 x 29	150	250	46	\$9332
	LHAIT6030	30 x 60 x 29	150	240	42	\$9166

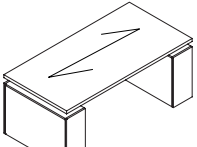
**Height Adjustable Desk Shell
Breakfront Style**

Built-in electric height adjustable desk shell.
Refer to the Desks and Credenzas Notes Section on page 268 for overhang dimensions.

	LHA8436	36 x 84 x 29	250	160	68	\$8376
	LHA7836	36 x 78 x 29	250	150	63	\$8187
	LHA7236	36 x 72 x 29	250	140	58	\$7982
	LHA7230	30 x 72 x 29	250	130	49	\$7356
	LHA6636	36 x 66 x 29	250	140	54	\$7587
	LHA6630	30 x 66 x 29	250	120	46	\$7356
	LHA6030	30 x 60 x 29	250	115	42	\$7193

Height Adjustable Table

Electric height adjustable table.

	LHA8436TP	36 x 84 x 29	150	320	68	\$10021
	LHA7836TP	36 x 78 x 29	150	300	63	\$9830
	LHA7236TP	36 x 72 x 29	150	280	58	\$9627
	LHA7230TP	30 x 72 x 29	150	270	49	\$9001
	LHA6636TP	36 x 66 x 29	150	250	54	\$9233
	LHA6630TP	30 x 66 x 29	150	240	46	\$9001
	LHA6030TP	30 x 60 x 29	150	230	42	\$8837

Height Adjustable Desk

Built-in electric height adjustable desk on TP bases.

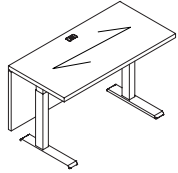
Required Specifications

Top finish
Edge
Base finish
Handle style*

Optional Specifications

Grommet
Glass modesty

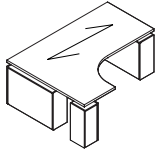
HEIGHT ADJUSTABLE UNITS



Height Adjustable Bridge Top

MODEL#	DIMENSIONS D x W x H	FREIGHT CLASS	WT/LBS.	CUBIC FT.	LIST PRICE
LHABT6024	24 x 60 x 29	150	150	35	\$7805
LHABT5424	24 x 54 x 29	150	140	31	\$7574
LHABT4824	24 x 48 x 29	150	130	28	\$7343
LHABT4224	24 x 42 x 29	150	120	26	\$7105

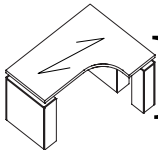
Electric height adjustable executive bridge top. Grommet in worksurface.



Height Adj. Right Extended Corner Desk*

LHAEKR60842436	24-36 x 60-84 x 29	150	450	108	\$15519
LHAEKR60782436	24-36 x 60-78 x 29	150	430	100	\$15481
LHAEKR60722436	24-36 x 60-72 x 29	150	410	93	\$15139
LHAEKR60662436	24-36 x 60-66 x 29	150	390	86	\$14698
LHAEKR60602436	24-36 x 60-60 x 29	150	370	79	\$14258

Built-in electric height adjustable right extended corner table desk with a 24" return connection. Extended worksurface on **right. Full end panel on right, narrow end panel on left.** Connects to Linking Bridges, Extended Corners and Connectable Tables.



Height Adj. Left Extended Corner Desk*

LHAEKL84603624	24-36 x 60-84 x 29	150	450	108	\$15519
LHAEKL78603624	24-36 x 60-78 x 29	150	430	100	\$15481
LHAEKL7203624	24-36 x 60-72 x 29	150	410	93	\$15139
LHAEKL6603624	24-36 x 60-66 x 29	150	390	86	\$14698
LHAEKL60603624	24-36 x 60-60 x 29	150	370	79	\$14258

Built-in electric height adjustable right extended corner table desk with a 24" return connection. Extended worksurface on **left. Full end panel on left, narrow end panel on right.** Connects to Linking Bridges, Extended Corners and Connectable Tables.

NOT ON CONTRACT




Spacer

LHASP	2 x 8 x 23	70	15	.75	\$561
-------	------------	----	----	-----	--------------

Connects height adjustable desks with linking bridges and returns.

MODESTY PANEL OPTIONS



Metal Modesty Panel Upgrade*

MODEL#	DIMENSIONS	FREIGHT CLASS	WT/LBS.	CUBIC FT.	LIST PRICE
CMP72	1 x 67 x 18	--	20	1	\$1622
CMP66	1 x 61 x 18	--	18	1	\$1570
CMP60	1 x 55 x 18	--	16	1	\$1546
CMP54	1 x 49 x 18	--	14	1	\$1520
CMP48	1 x 43 x 18	--	13	1	\$1496

Straight modesty panel. Attaches to underside of worksurface. **Can not be retrofitted in the field. Not sold individually - to be ordered as an upgrade option only.**

- **Available in Black (E) and Tungsten (K). Please Specify.**
- CMP72 - Specify on 96" x 42" "P" Top Islands, 96" x 48" Islands for Piano Desks or 96" x 36" Delta Islands.
- CMP66 - Specify on 84" x 36" "D" Top Islands.
- CMP60 - Specify on 84" x 42" "P" Top Islands or 84" x 48" Islands for Piano Desks.
- CMP54 - Specify on 72" x 36" or 72" x 30" "D" Top Islands, 72" x 36" or 72" x 30" Boat Shaped Islands.
- CMP48 - Specify on 66" x 36" , 60" x 30" "D" Top Islands, 72" x 42" "P" Top Islands or 72" x 48" Islands for Piano Desks.

Required Specifications


Top finish
Edge
Base finish

Optional Specifications

Grommet*
Glass modesty

MODESTY PANEL OPTIONS

MODEL# DIMENSIONS FREIGHT CLASS WT/LBS. CUBIC FT. LIST PRICE

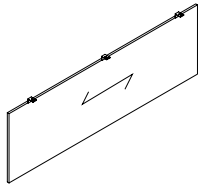


Metal Modesty Panel Upgrade, Curved*

	D x W x H					
CMMP72	0.50 x 67 x 18	--	20	1		\$1622
CMMP66	0.50 x 61 x 18	--	18	1		\$1570
CMMP60	0.50 x 55 x 18	--	16	1		\$1546
CMMP54	0.50 x 49 x 18	--	14	1		\$1520
CMMP48	0.50 x 43 x 18	--	13	1		\$1496

Curved modesty panel. Attaches to underside of worksurface. **Can not be retrofitted in the field. Not sold individually - to be ordered as an upgrade option only.**

- **Available in Black (E) and Tungsten (K). Please Specify.**
- CMMP72 - Specify on 96" x 42" "P" Top Islands, 96" x 48" Islands for Piano Desks or 96" x 36" Delta Islands.
- CMMP66 - Specify on 84" x 36" "D" Top Islands.
- CMMP60 - Specify on 84" x 42" "P" Top Islands or 84" x 48" Islands for Piano Desks.
- CMMP54 - Specify on 72" x 36" or 72" x 30" "D" Top Islands, 72" x 36" or 72" x 30" Boat Shaped Islands.
- CMMP48 - Specify on 66" x 36" , 60" x 30" "D" Top Islands, 72" x 42" "P" Top Islands or 72" x 48" Islands for Piano Desks.

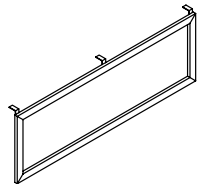


Veneer Modesty Panel Upgrade*

CMP72W	0.75 x 67 x 18	--	20	1		\$1622
CMP66W	0.75 x 61 x 18	--	18	1		\$1570
CMP60W	0.75 x 55 x 18	--	16	1		\$1546
CMP54W	0.75 x 49 x 18	--	14	1		\$1520
CMP48W	0.75 x 43 x 18	--	13	1		\$1496

Straight modesty panel. Attaches to underside of worksurface. **Can not be retrofitted in the field Not sold individually - to be ordered as an upgrade option only.**

- CMP72W - Specify on "P" Top Islands or 96" x 48" Islands for Piano Desks.
- CMP66W - Specify on 84" x 36" "D" Top Islands.
- CMP60W - Specify on 84" x 42" "P" Top Islands or 84" x 48" Islands for Piano Desks.
- CMP54W - Specify on 72" x 30" "D" Top Islands.
- CMP48W - Specify on 66" x 36" , 60" x 30" "D" Top Islands, 72" x 42" "P" Top Islands or 72" x 48" Islands for Piano Desks.



Glass Modesty Panel Upgrade

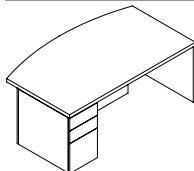
CMP72G	0.75 x 67 x 18	--	20	1		\$2485
CMP66G	0.75 x 61 x 18	--	18	1		\$2351
CMP60G	0.75 x 55 x 18	--	16	1		\$2149
CMP54G	0.75 x 49 x 18	--	14	1		\$2001
CMP48G	0.75 x 43 x 18	--	13	1		\$1911

Straight modesty panel. Translucent, screened glass. Aluminum box frame construction in Tungsten Only. Attaches to underside of worksurface. **Can not be retrofitted in the field. Not sold individually - to be ordered as an upgrade option only.**

- CMP72G - Specify on "P" Top Islands or 96" x 48" Islands for Piano Desks.
- CMP66G - Specify on 84" x 36" "D" Top Islands.
- CMP60G - Specify on 84" x 42" "P" Top Islands or 84" x 48" Islands for Piano Desks.
- CMP54G - Specify on 72" x 30" "D" Top Islands.
- CMP48G - Specify on 66" x 36" , 60" x 30" "D" Top Islands, 72" x 42" "P" Top Islands or 72" x 48" Islands for Piano Desks.
- Tungsten finish on the aluminum box frame closely resembles the existing Tungsten finish.

SINGLE PEDESTAL DESKS - BREAKFRONT STYLE

MODEL# DIMENSIONS FREIGHT CLASS WT/LBS. CUBIC FT. LIST PRICE



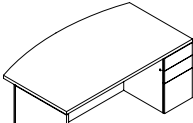
Single Pedestal Bow Top Desk - LEFT Breakfront Style

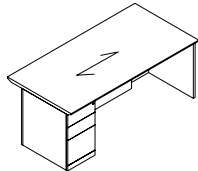
LMISL8442D	42 x 84 x 29	125	432	59		\$6790
LMISL7842D	42 x 78 x 29	125	401	55		\$6313
LMISL7242D	42 x 72 x 29	125	370	51		\$5847
LMISL6636D	36 x 66 x 29	150	230	40		\$5574

Standard with full to floor **box/box/file** pedestal on **left**. Bow top. Pedestal locks. Refer to the Desks and Credenzas Notes Section on page 268 for overhang dimensions.

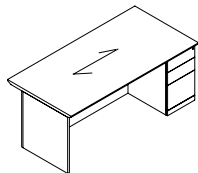
Required Specifications

Finish

SINGLE PEDESTAL DESKS - BREAKFRONT STYLE	MODEL#	DIMENSIONS	FREIGHT CLASS	WT/LBS.	CUBIC FT.	LIST PRICE
	LMISR8442D	42 x 84 x 29	125	432	59	\$6790
	LMISR7842D	42 x 78 x 29	125	401	55	\$6313
	LMISR7242D	42 x 72 x 29	125	370	51	\$5847
	LMISR6636D	36 x 66 x 29	150	230	40	\$5574

Single Pedestal Bow Top Desk - RIGHT Breakfront StyleStandard with full to floor **box/box/file** pedestal on **right**. Bow top. Pedestal locks. Refer to the Desks and Credenzas Notes Section on page 268 for overhang dimensions.**Single Pedestal Desk - LEFT Breakfront Style**

LISL8436D	36 x 84 x 29	125	463	59	\$5923
LISL7236D	36 x 72 x 29	125	340	44	\$5045
LISL7230D	30 x 72 x 29	125	283	36	\$4153
LISL6636D	36 x 66 x 29	125	312	40	\$4153
LISL6630D	30 x 66 x 29	100	295	33	\$3967

Standard with full to floor **box/box/file** pedestal on **left**. Pedestal locks. Refer to the Desks and Credenzas Notes Section on page 268 for overhang dimensions.**Single Pedestal Desk - RIGHT Breakfront Style**

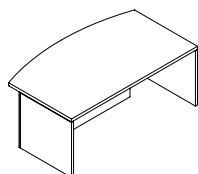
LISR8436D	42 x 84 x 29	125	463	59	\$5923
LISR7236D	36 x 72 x 29	125	340	44	\$5045
LISR7230D	30 x 72 x 29	125	283	36	\$4153
LISR6636D	36 x 66 x 29	125	312	40	\$4153
LISR6630D	30 x 66 x 29	100	295	33	\$3967

Standard with full to floor **box/box/file** pedestal on **right**. Pedestal locks. Refer to the Desks and Credenzas Notes Section on page 268 for overhang dimensions.**DESK SHELLS**

MODEL#	DIMENSIONS	FREIGHT CLASS	WT/LBS.	CUBIC FT.	LIST PRICE
LMT8442	42 x 84 x 29	125	380	59	\$5114
LMT7842	42 x 78 x 29	125	353	55	\$4744
LMT7242	42 x 72 x 29	125	331	51	\$4391
LMT6636	36 x 66 x 29	125	287	40	\$4178

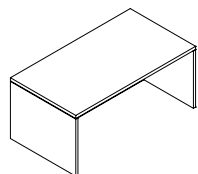
Bow Top Desk Shell

Bow top and recessed modesty panel. Refer to the Desks and Credenzas Notes Section on page 268 for overhang dimensions.

**Bow Top Desk Shell, Breakfront Style**

LMIT8442	42 x 84 x 29	125	380	59	\$5254
LMIT7842	42 x 78 x 29	125	353	55	\$4952
LMIT7242	42 x 72 x 29	125	331	51	\$4651
LMIT6636	36 x 66 x 29	125	287	40	\$4482

Bow top and recessed modesty panel. Refer to the Desks and Credenzas Notes Section on page 268 for overhang dimensions.

**Desk Shell**

LT8436	36 x 84 x 29	150	362	51	\$3678
LT7236	36 x 72 x 29	125	315	44	\$3498
LT7230	30 x 72 x 29	125	271	36	\$3297
LT6636	36 x 66 x 29	100	271	40	\$3297
LT6630	30 x 66 x 29	100	265	33	\$3090

Recessed modesty panel. Refer to the Desks and Credenzas Notes Section on page 268 for overhang dimensions.

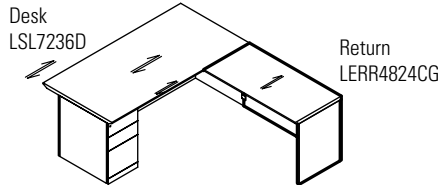
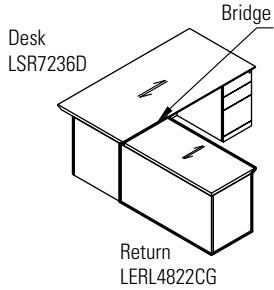
Required SpecificationsVeneer Finish
Edge**Optional Specifications**

Grommet

RETURNS	MODEL#	DIMENSIONS	FREIGHT CLASS	WT/LBS.	CUBIC FT.	LIST PRICE
---------	--------	------------	---------------	---------	-----------	------------

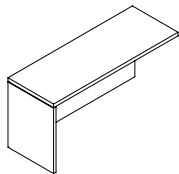
D x W x H

- An Executive Return is used to attach to a Single Pedestal Desk, Single Pedestal Credenza, Desk Shell or Credenza Shell.
- Grommets are available as an option.
- Hand of Executive Return is determined by location of full end panel from user side.
- Hand of Desk or Credenza is determined by location of pedestal from user side.
- To remove cross grain veneer pattern on top, delete suffix "CG" from the model number. Available as a special - no upcharge.



RETURNS	MODEL#	DIMENSIONS	FREIGHT CLASS	WT/LBS.	CUBIC FT.	LIST PRICE
---------	--------	------------	---------------	---------	-----------	------------

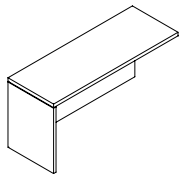
D x W x H



Flush Return - LEFT 24" Deep

LERL7224CG	24 x 72 x 29	150	135	29	\$2681
LERL6624CG	24 x 66 x 29	150	127	27	\$2505
LERL6024CG	24 x 60 x 29	150	120	24	\$2323
LERL5424CG	24 x 54 x 29	150	112	22	\$2149
LERL4824CG	24 x 48 x 29	150	105	19	\$1969
LERL4224CG	24 x 42 x 29	150	97	17	\$1787

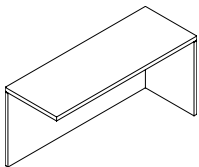
Return has **no pedestal**. For use with right handed single pedestal desks, credenzas, desk shells, credenza shells, "D" islands or "P" islands.



Flush Return - LEFT 20" Deep

LERL7220CG	20 x 72 x 29	150	130	27	\$1947
LERL6620CG	20 x 66 x 29	150	122	24	\$1787
LERL6020CG	20 x 60 x 29	150	115	22	\$1624
LERL5420CG	20 x 54 x 29	150	105	20	\$1466
LERL4820CG	20 x 48 x 29	150	100	18	\$1302
LERL4220CG	20 x 42 x 29	150	90	16	\$1142

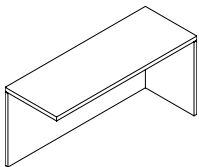
Return has **no pedestal**. For use with right handed single pedestal desks, credenzas, desk shells, credenza shells, "D" islands or "P" islands.



Flush Return - RIGHT 24" Deep

LERR7224CG	24 x 72 x 29	150	135	29	\$2681
LERR6624CG	24 x 66 x 29	150	127	27	\$2505
LERR6024CG	24 x 60 x 29	150	120	24	\$2323
LERR5424CG	24 x 54 x 29	150	112	22	\$2149
LERR4824CG	24 x 48 x 29	150	105	19	\$1969
LERR4224CG	24 x 42 x 29	150	97	17	\$1787

Return has **no pedestal**. For use with left handed single pedestal desks, credenzas, desk shells, credenza shells, "D" islands or "P" islands.



Flush Return - RIGHT 20" Deep

LERR7220CG	20 x 72 x 29	150	130	27	\$1947
LERR6620CG	20 x 66 x 29	150	122	24	\$1787
LERR6020CG	20 x 60 x 29	150	115	22	\$1624
LERR5420CG	20 x 54 x 29	150	105	20	\$1466
LERR4820CG	20 x 48 x 29	150	100	18	\$1302
LERR4220CG	20 x 42 x 29	150	90	16	\$1142

Return has **no pedestal**. For use with left handed single pedestal desks, credenzas, desk shells, credenza shells, "D" islands or "P" islands.

Required Specifications

Veneer Finish
 Edge

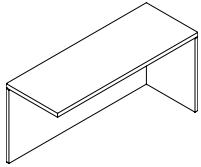
Optional Specifications

Grommet

RETURNS

MODEL# DIMENSIONS FREIGHT CLASS WT/LBS. CUBIC FT. LIST PRICE

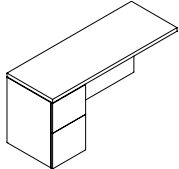
D x W x H



Non-Handed Return

LERR-L4824CG	24 x 48 x 29	150	105	19	\$2556
LERR-L4224CG	24 x 42 x 29	150	97	17	\$2313
LERR-L4820CG	20 x 48 x 29	150	100	19	\$1693
LERR-L4220CG	20 x 42 x 29	150	90	17	\$1483

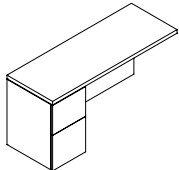
Return has **no pedestal**. For use with left or right handed single pedestal desks, credenzas, desk shells, credenza shells, "D" islands or "P" islands.



Flush Return - LEFT 24" Deep

LERL7224ECG	24 x 72 x 29	100	250	29	\$4474
LERL6624ECG	24 x 66 x 29	100	236	27	\$4326
LERL6024ECG	24 x 60 x 29	100	227	24	\$3973
LERL5424ECG	24 x 54 x 29	100	205	22	\$3842
LERL4824ECG	24 x 48 x 29	100	185	19	\$3462
LERL4224ECG	24 x 42 x 29	92.5	178	17	\$3347

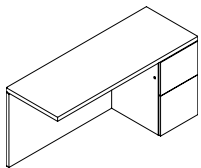
Return has **file/file** pedestal on the **left**. Pedestal locks. For use with right handed single pedestal desks, credenzas, desk shells, credenza shells, "D" islands or "P" islands.



Flush Return - LEFT 20" Deep

LERL7220ECG	20 x 72 x 29	100	240	29	\$3470
LERL6620ECG	20 x 66 x 29	100	231	27	\$3342
LERL6020ECG	20 x 60 x 29	100	222	24	\$3038
LERL5420ECG	20 x 54 x 29	100	200	22	\$2929
LERL4820ECG	20 x 48 x 29	100	180	18	\$2609
LERL4220ECG	20 x 42 x 29	92.5	173	16	\$2505

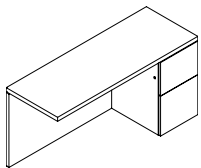
Return has **file/file** pedestal on the **left**. Pedestal locks. For use with right handed single pedestal desks, credenzas, desk shells, credenza shells, "D" islands or "P" islands.



Flush Return - RIGHT 24" Deep

LERR7224ECG	24 x 72 x 29	100	250	29	\$4474
LERR6624ECG	24 x 66 x 29	100	236	27	\$4326
LERR6024ECG	24 x 60 x 29	100	227	24	\$3973
LERR5424ECG	24 x 54 x 29	100	205	22	\$3842
LERR4824ECG	24 x 48 x 29	100	185	19	\$3462
LERR4224ECG	24 x 42 x 29	92.5	178	17	\$3347

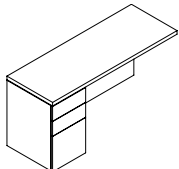
Return has **file/file** pedestal on the **right**. Pedestal locks. For use with left handed single pedestal desks, credenzas, desk shells, credenza shells, "D" islands or "P" islands.



Flush Return - RIGHT 20" Deep

LERR7220ECG	20 x 72 x 29	100	240	29	\$3470
LERR6620ECG	20 x 66 x 29	100	231	27	\$3342
LERR6020ECG	20 x 60 x 29	100	222	24	\$3038
LERR5420ECG	20 x 54 x 29	100	200	22	\$2929
LERR4820ECG	20 x 48 x 29	100	180	18	\$2609
LERR4220ECG	20 x 42 x 29	92.5	173	16	\$2505

Return has **file/file** pedestal on the **right**. Pedestal locks. For use with left handed single pedestal desks, credenzas, desk shells, credenza shells, "D" islands or "P" islands.



Flush Return - LEFT 24" Deep

LERL7224DCG	24 x 72 x 29	100	250	29	\$4474
LERL6624DCG	24 x 66 x 29	100	236	27	\$4326
LERL6024DCG	24 x 60 x 29	100	227	24	\$3973
LERL5424DCG	24 x 54 x 29	100	205	22	\$3842
LERL4824DCG	24 x 48 x 29	100	185	19	\$3462
LERL4224DCG	24 x 42 x 29	92.5	178	17	\$3347

Return has **box/box/file** pedestal on the **left**. Pedestal locks. For use with right handed single pedestal desks, credenzas, desk shells, credenza shells, "D" islands or "P" islands.

Required Specifications

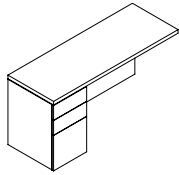
Veneer Finish
Edge

Optional Specifications

Grommet

RETURNS

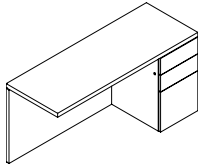
MODEL# DIMENSIONS FREIGHT CLASS WT/LBS. CUBIC FT. LIST PRICE



Flush Return - LEFT 20" Deep

MODEL#	D x W x H	FREIGHT CLASS	WT/LBS.	CUBIC FT.	LIST PRICE
LERL7220DCG	20 x 72 x 29	100	240	27	\$3470
LERL6620DCG	20 x 66 x 29	100	231	24	\$3342
LERL6020DCG	20 x 60 x 29	100	222	22	\$3038
LERL5420DCG	20 x 54 x 29	100	200	20	\$2929
LERL4820DCG	20 x 48 x 29	100	180	18	\$2609
LERL4220DCG	20 x 42 x 29	92.5	173	16	\$2505

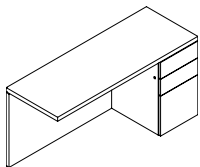
Return has **box/box/file** pedestal on the **left**. Pedestal locks. For use with right handed single pedestal desks, credenzas, desk shells, credenza shells, "D" islands or "P" islands.



Flush Return - RIGHT 24" Deep

LERR7224DCG	24 x 72 x 29	100	250	29	\$4474
LERR6624DCG	24 x 66 x 29	100	236	27	\$4326
LERR6024DCG	24 x 60 x 29	100	227	24	\$3973
LERR5424DCG	24 x 54 x 29	100	205	22	\$3842
LERR4824DCG	24 x 48 x 29	100	185	19	\$3462
LERR4224DCG	24 x 42 x 29	92.5	178	17	\$3347

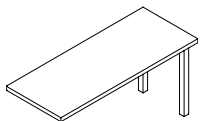
Return has **box/box/file** pedestal on the **right**. Pedestal locks. For use with left handed single pedestal desks, credenzas, desk shells, credenza shells, "D" islands or "P" islands.



Flush Return - RIGHT 20" Deep

LERR7220DCG	20 x 72 x 29	100	240	27	\$3470
LERR6620DCG	20 x 66 x 29	100	231	24	\$3342
LERR6020DCG	20 x 60 x 29	100	222	22	\$3038
LERR5420DCG	20 x 54 x 29	100	200	20	\$2929
LERR4820DCG	20 x 48 x 29	100	180	18	\$2609
LERR4220DCG	20 x 42 x 29	92.5	173	16	\$2505

Return has **box/box/file** pedestal on the **right**. Pedestal locks. For use with left handed single pedestal desks, credenzas, desk shells, credenza shells, "D" islands or "P" islands.



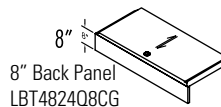
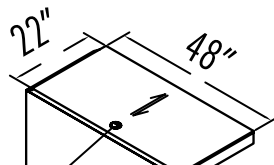
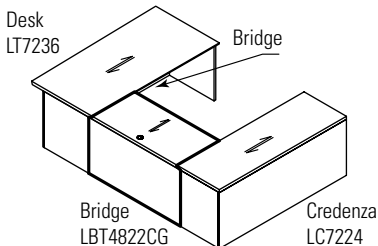
Return

LR8430CG	30 x 84 x 29	150	130	29	\$1947
LR7230CG	30 x 72 x 29	150	122	27	\$1720
LR6630CG	30 x 66 x 29	150	115	24	\$1620
LR6030CG	30 x 60 x 29	150	105	22	\$1509

Return has **no pedestal**. For use with single pedestal desks, credenzas, desk shells, credenza shells, "D" islands or "P" islands.

BRIDGES - EXECUTIVE

- An Executive Bridge is used to connect a Desk to a Credenza.
- Not to be used with Corner Components or Piano Desks,
- Three Modesty Panel options - Full Modesty, 8" Modesty and No Modesty (Flush Bridge Top).
- Modesty panel flush with end panels of Desk and Credenza.
- Includes GM1 grommet in the top center position.
- Both connecting sides of executive bridges feature a reverse profile edge



Required Specifications

Veneer Finish
Edge

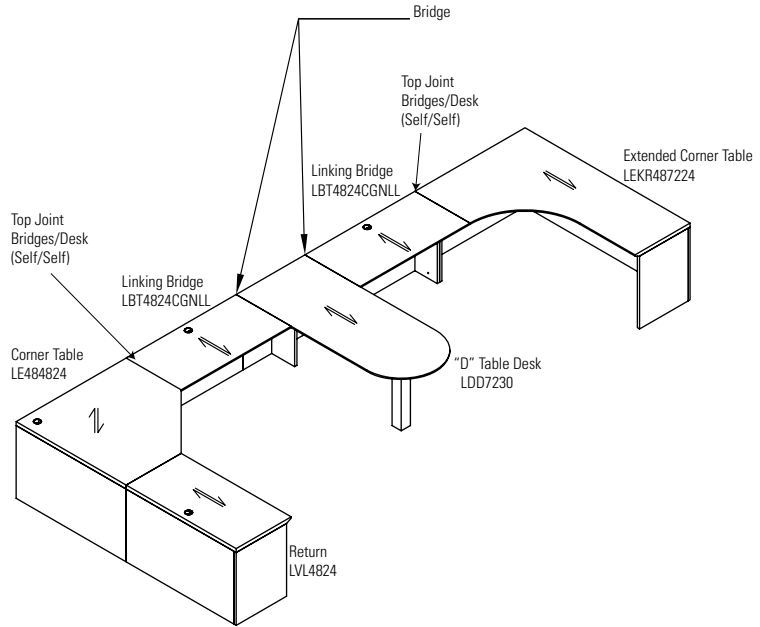
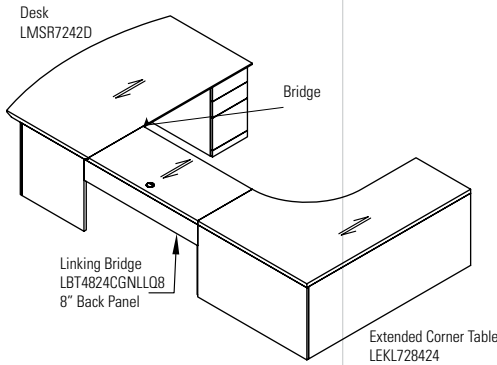
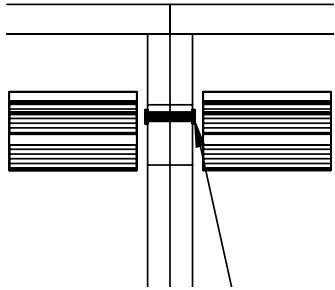
Optional Specifications

Grommet

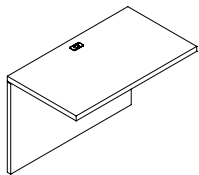
BRIDGES - LINKING **MODEL#** **DIMENSIONS** **FREIGHT CLASS** **WT/LBS.** **CUBIC FT.** **LIST PRICE**

D x W x H

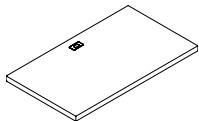
- A Linking Bridge is used to connect Corner Components to a Single Pedestal Desk, Single Pedestal Credenza, Desk Shell or Credenza Shell.
- Two Modesty Panel options - Full Modesty and 8" Modesty.
- Includes GM1 grommet in the top center position.
- Hand of Linking Bridge is determined by location of half end panel from user side.
- Linking Bridges are handed **left and right** (Handedness is determined by connecting side with the self edge). The opposite connecting side features a revers profile edge.



BRIDGES **MODEL#** **DIMENSIONS** **FREIGHT CLASS** **WT/LBS.** **CUBIC FT.** **LIST PRICE**



Flush Bridge



Flush Bridge Top

LBT6024CG	24 x 60 x 29	85	144	10	\$1894
LBT5424CG	24 x 54 x 29	85	129	9	\$1705
LBT4824CG	24 x 48 x 29	70	120	8	\$1520
LBT4224CG	24 x 42 x 29	70	105	7	\$1329
LBT6020CG	20 x 60 x 29	70	131	8	\$1558
LBT5420CG	20 x 54 x 29	85	118	8	\$1402
LBT4820CG	20 x 48 x 29	70	110	7	\$1243
LBT4220CG	20 x 42 x 29	70	96	6	\$1067

Top surface, back panel and hardware to create a "U" configuration with a single pedestal desk or credenza. **Cannot be used with corners.** Grommet in worksurface. Shipped RTA (ready to assemble).

- If linking to bookcase or open storage, add **/S** to end of model number

LBT5424TCG	24 x 54 x --	85	129	9	\$1335
LBT4824TCG	24 x 48 x --	70	120	8	\$1201
LBT4224TCG	24 x 42 x --	70	105	7	\$1056
LBT5420TCG	20 x 54 x --	85	118	8	\$982
LBT4820TCG	20 x 48 x --	70	110	7	\$875
LBT4220TCG	20 x 42 x --	70	96	6	\$745

Top surface only to create a "U" configuration with a single pedestal desk or credenza. **Cannot be used with corners.** Grommet in worksurface. Shipped RTA (ready to assemble).

- If linking to bookcase or open storage, add **/S** to end of model number

Required Specifications

Veneer Finish
Edge

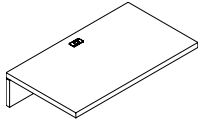
Optional Specifications

Grommet

BRIDGES

MODEL# DIMENSIONS FREIGHT CLASS WT/LBS. CUBIC FT. LIST PRICE

D x W x H



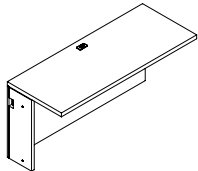
Flush Bridge Top, 8" Modesty Panel

LBT6024Q8CG	24 x 60 x --	85	144	10	\$1701
LBT5424Q8CG	24 x 54 x --	85	129	9	\$1540
LBT4824Q8CG	24 x 48 x --	70	120	8	\$1369
LBT4224Q8CG	24 x 42 x --	70	105	7	\$1196
LBT6020Q8CG	20 x 60 x --	70	131	8	\$1402
LBT5420Q8CG	20 x 54 x --	85	118	8	\$1260
LBT4820Q8CG	20 x 48 x --	70	110	7	\$1121
LBT4220Q8CG	20 x 42 x --	70	96	6	\$959

Top surface with 8" modesty panel for utility access. Create a "U" configuration with a single pedestal desk or credenza.

Cannot be used with corners. Grommet in worksurface. Shipped RTA (ready to assemble).

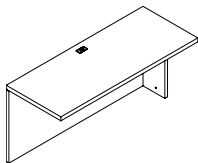
- If linking to bookcase or open storage, add **/S** to end of model number



Linking Bridge - LEFT

LBT6024NLLCG	24 x 60 x 29	125	145	24	1879
LBT5424NLLCG	24 x 54 x 29	150	131	22	\$1689
LBT4824NLLCG	24 x 48 x 29	125	116	19	\$1502
LBT4224NLLCG	24 x 42 x 29	125	102	17	\$1218
LBT3624NLLCG	24 x 36 x 29	150	87	15	\$1108
LBT3024NLLCG	24 x 30 x 29	125	73	12	\$1077
LBT6020NLLCG	22 x 60 x 29	150	131	22	\$1705
LBT5420NLLCG	22 x 54 x 29	150	118	20	\$1534
LBT4820NLLCG	22 x 48 x 29	125	110	18	1369
LBT4220NLLCG	22 x 42 x 29	150	95	16	1108
LBT3620NLLCG	22 x 36 x 29	125	80	13	1007
LBT3020NLLCG	22 x 30 x 29	150	65	11	982

Top surface, back panel and hardware. **Left side** connects to a 5-Sided Corner, Extended Corner or Connectable Table. Right side connects to a single pedestal desk or credenza, "D" island, Boat shaped island, "P" island and Delta island with a "T" base. Grommet in worksurface.



Linking Bridge - RIGHT

LBT6024NLRCG	24 x 60 x 29	125	145	24	\$1879
LBT5424NLRCG	24 x 54 x 29	150	131	22	\$1689
LBT4824NLRCG	24 x 48 x 29	125	116	19	\$1502
LBT4224NLRCG	24 x 42 x 29	125	102	17	\$1218
LBT3624NLRCG	24 x 36 x 29	150	87	15	\$1108
LBT3024NLRCG	24 x 30 x 29	125	73	12	\$1077
LBT6020NLRCG	22 x 60 x 29	150	131	22	\$1705
LBT5420NLRCG	22 x 54 x 29	150	118	20	\$1534
LBT4820NLRCG	22 x 48 x 29	125	110	18	\$1369
LBT4220NLRCG	22 x 42 x 29	150	95	16	\$1108
LBT3620NLRCG	22 x 36 x 29	125	80	13	\$1007
LBT3020NLRCG	22 x 30 x 29	150	65	11	\$982

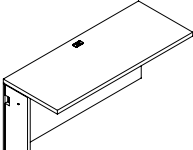
Top surface, back panel and hardware. **Right side** connects to a 5-Sided Corner, Extended Corner or Connectable Table. Right side connects to a single pedestal desk or credenza, "D" island, Boat shaped island, "P" island and Delta island with a "T" base. Grommet in worksurface.

Required Specifications

Veneer Finish
Edge

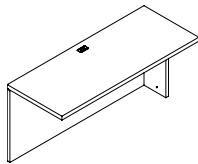
Optional Specifications

Grommet

BRIDGES	MODEL#	DIMENSIONS D x W x H	FREIGHT CLASS	WT/LBS.	CUBIC FT.	LIST PRICE
	LBT6024NLLQ8CG	24 x 60 x 29	125	145	24	\$2072
	LBT5424NLLQ8CG	24 x 54 x 29	150	131	22	\$1863
	LBT4824NLLQ8CG	24 x 48 x 29	125	116	19	\$1637
	LBT4224NLLQ8CG	24 x 42 x 29	125	102	17	\$1452
	LBT3624NLLQ8CG	24 x 36 x 29	150	87	15	\$1201
	LBT3024NLLQ8CG	24 x 30 x 29	125	73	12	\$1175
	LBT6020NLLQ8CG	20 x 60 x 29	150	131	22	\$1534
	LBT5420NLLQ8CG	20 x 54 x 29	150	118	20	\$1385
	LBT4820NLLQ8CG	20 x 48 x 29	125	110	18	\$1235
	LBT4220NLLQ8CG	20 x 42 x 29	150	95	16	\$998
	LBT3620NLLQ8CG	20 x 36 x 29	125	80	13	\$906
	LBT3020NLLQ8CG	20 x 30 x 29	150	65	11	\$893

Linking Bridge, 8" Modesty Panel - LEFT

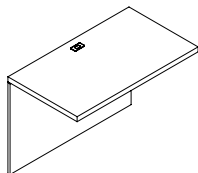
Top surface with 8" modesty panel for utility access and hardware. **Left side** connects to a 5-Sided Corner, Extended Corner or Connectable Table. Right side connects to a single pedestal desk or credenza, "D" island, Boat shaped island, "P" island and Delta island with a "T" base. Grommet in worksurface. Shipped RTA (ready to assemble).



Linking Bridge, 8" Modesty Panel - RIGHT

LBT6024NLRQ8CG	24 x 60 x 29	125	145	24	\$2072
LBT5424NLRQ8CG	24 x 54 x 29	150	131	22	\$1863
LBT4824NLRQ8CG	24 x 48 x 29	125	116	19	\$1637
LBT4224NLRQ8CG	24 x 42 x 29	125	102	17	\$1452
LBT3624NLRQ8CG	24 x 36 x 29	150	87	15	\$1201
LBT3024NLRQ8CG	24 x 30 x 29	125	73	12	\$1175
LBT6020NLRQ8CG	20 x 60 x 29	150	131	22	\$1534
LBT5420NLRQ8CG	20 x 54 x 29	150	118	20	\$1385
LBT4820NLRQ8CG	20 x 48 x 29	125	110	18	\$1235
LBT4220NLRQ8CG	20 x 42 x 29	150	95	16	\$998
LBT3620NLRQ8CG	20 x 36 x 29	125	80	13	\$906
LBT3020NLRQ8CG	20 x 30 x 29	150	65	11	\$893

Top surface with 8" modesty panel for utility access and hardware. **Right side** connects to a 5-Sided Corner, Extended Corner or Connectable Table. Right side connects to a single pedestal desk or credenza, "D" island, Boat shaped island, "P" island and Delta island with a "T" base. Grommet in worksurface. Shipped RTA (ready to assemble).



Bridge - Hinged Modesty

LHBT6024CG	24 x 60 x 29	85	144	10	\$1894
LHBT5424CG	24 x 54 x 29	85	129	9	\$1705
LHBT4824CG	24 x 48 x 29	70	120	8	\$1520
LHBT4224CG	24 x 42 x 29	70	105	7	\$1329
LHBT6020CG	20 x 60 x 29	70	131	8	\$1558
LHBT5420CG	20 x 54 x 29	85	118	8	\$1402
LHBT4820CG	20 x 48 x 29	70	110	7	\$1243
LHBT4220CG	20 x 42 x 29	70	96	6	\$1067

Executive Bridge Top and **Hinged Back Panel** to create a "U" configuration with a single pedestal desk or credenza. **Cannot be used with corners.** Grommet in worksurface. Shipped RTA (ready to assemble).

Required Specifications

Veneer Finish
Edge

Optional Specifications

Grommet

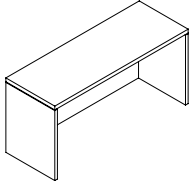
CREDENZAS

MODEL# DIMENSIONS FREIGHT CLASS WT/LBS. CUBIC FT. LIST PRICE

D x W x H

LC10824	24 x 108 x 29	125	348	44	\$4245
LC10224	24 x 102 x 29	100	329	41	\$4047
LC9624	24 x 96 x 29	125	309	39	\$3832
LC9024	24 x 90 x 29	100	290	36	\$3633
LC8424	24 x 84 x 29	125	271	34	\$3429
LC7824	24 x 78 x 29	100	251	31	\$3215
LC7224	24 x 72 x 29	100	232	29	\$3016
LC6624	24 x 66 x 29	125	213	27	\$2919
LC6024	24 x 60 x 29	100	193	24	\$2704

LC10820	22 x 108 x 29	100	309	36	\$3386
LC10220	22 x 102 x 29	100	291	34	\$3211
LC9620	22 x 96 x 29	100	273	32	\$3025
LC9020	22 x 90 x 29	100	255	30	\$2844
LC8420	22 x 84 x 29	100	237	28	\$2667
LC7820	22 x 78 x 29	100	219	26	\$2483
LC7220	22 x 72 x 29	100	206	24	\$2303
LC6620	22 x 66 x 29	100	188	22	\$2222
LC6020	22 x 60 x 29	100	169	20	\$2033

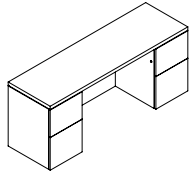


Credenza Shell

Standard with **no pedestals**. Flush full modesty panel. 96" w and larger includes a center support leg. If using storage component shells underneath to support the worksurface, **no more than 72" may be left unsupported**.

LCK8424EE	24 x 84 x 29	92.5	348	34	\$6420
LCK7824EE	24 x 78 x 29	92.5	319	31	\$6214
LCK7224EE	24 x 72 x 29	100	280	29	\$5780
LCK6624EE	24 x 66 x 29	100	261	27	\$5313
LCK6024EE	24 x 60 x 29	100	238	24	\$5257

LCK8420EE	20 x 84 x 29	92.5	320	34	\$6363
LCK7820EE	20 x 78 x 29	92.5	298	31	\$6536
LCK7220EE	20 x 72 x 29	92.5	280	29	\$5344
LCK6620EE	20 x 66 x 29	92.5	257	27	\$5257
LCK6020EE	20 x 60 x 29	92.5	233	24	\$5195

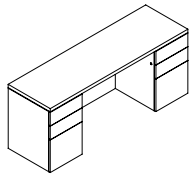


Kneespace Credenza

Standard with full to floor **file/file** pedestals on **left and right**. **Center is open** Pedestals lock.

LCK8424DD	24 x 84 x 29	92.5	348	34	\$6420
LCK7824DD	24 x 78 x 29	92.5	319	31	\$6214
LCK7224DD	24 x 72 x 29	100	280	29	\$5407
LCK6624DD	24 x 66 x 29	100	261	27	\$5313
LCK6024DD	24 x 60 x 29	100	238	24	\$5257

LCK8420DD	20 x 84 x 29	92.5	307	28	\$6660
LCK7820DD	20 x 78 x 29	92.5	285	26	\$6536
LCK7220DD	20 x 72 x 29	92.5	267	24	\$5344
LCK6620DD	20 x 66 x 29	92.5	244	22	\$5257
LCK6020DD	20 x 60 x 29	92.5	220	20	\$5195



Kneespace Credenza

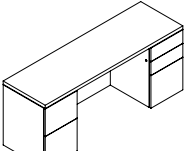
Standard with full to floor **box/box/file** pedestals on **left and right**. **Center is open** Pedestals lock.

Required Specifications

Veneer Finish
Edge

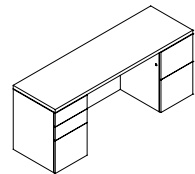
Optional Specifications

Grommet

CRENZAS	MODEL#	DIMENSIONS D x W x H	FREIGHT CLASS	WT/LBS.	CUBIC FT.	LIST PRICE
	LCK8424ED	24 x 84 x 29	92.5	348	34	\$6420
	LCK7824ED	24 x 78 x 29	92.5	319	31	\$6214
	LCK7224ED	24 x 72 x 29	100	280	29	\$5780
	LCK6624ED	24 x 66 x 29	100	261	27	\$5313
	LCK6024ED	24 x 60 x 29	100	238	24	\$5257
	LCK8420ED	20 x 84 x 29	92.5	307	28	\$6363
	LCK7820ED	20 x 78 x 29	92.5	285	26	\$6536
	LCK7220ED	20 x 72 x 29	92.5	267	24	\$5344
	LCK6620ED	20 x 66 x 29	92.5	244	22	\$5257
	LCK6020ED	20 x 60 x 29	92.5	220	20	\$5195

Kneespace Credenza

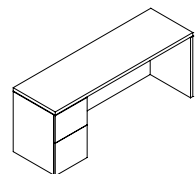
Standard with full to floor **file/file** pedestal on **left** and **box/box/file** pedestal on **right**. **Center is open** Pedestals lock. One pencil tray.



Kneespace Credenza

LCK8424DE	24 x 84 x 29	92.5	348	34	\$6420
LCK7824DE	24 x 78 x 29	92.5	319	31	\$6214
LCK7224DE	24 x 72 x 29	100	280	29	\$5407
LCK6624DE	24 x 66 x 29	100	261	27	\$5313
LCK6024DE	24 x 60 x 29	100	238	24	\$5257
LCK8420DE	20 x 84 x 29	92.5	307	28	\$6363
LCK7820DE	20 x 78 x 29	92.5	285	26	\$6536
LCK7220DE	20 x 72 x 29	92.5	267	24	\$5344
LCK6620DE	20 x 66 x 29	92.5	244	22	\$5257
LCK6020DE	20 x 60 x 29	92.5	220	20	\$5195

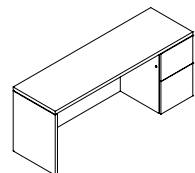
Standard with full to floor **box/box/file** pedestal on **left** and **file/file** pedestal on **right**. **Center is open** Pedestals lock. One pencil tray.



Single Pedestal Credenza - LEFT

LCL8424E	24 x 84 x 29	100	315	34	\$5156
LCL7824E	24 x 78 x 29	100	292	31	\$4823
LCL7224E	24 x 72 x 29	100	270	29	\$4496
LCL6624E	24 x 66 x 29	100	247	27	\$4351
LCL6024E	24 x 60 x 29	100	225	24	\$4009
LCL8420E	20 x 84 x 29	100	273	28	\$4589
LCL7820E	20 x 78 x 29	100	252	26	\$4912
LCL7220E	20 x 72 x 29	100	237	24	\$3986
LCL6620E	20 x 66 x 29	100	216	22	\$3842
LCL6020E	20 x 60 x 29	100	195	20	\$3547

Standard with full to floor **file/file** pedestal on **left**. Pedestal locks.



Single Pedestal Credenza - RIGHT

LCR8424E	24 x 84 x 29	100	315	34	\$5156
LCR7824E	24 x 78 x 29	100	292	31	\$4823
LCR7224E	24 x 72 x 29	100	270	29	\$4496
LCR6624E	24 x 66 x 29	100	247	27	\$4351
LCR6024E	24 x 60 x 29	100	225	24	\$4009
LCR8420E	20 x 84 x 29	100	273	28	\$4589
LCR7820E	20 x 78 x 29	100	252	26	\$4912
LCR7220E	20 x 72 x 29	100	237	24	\$3986
LCR6620E	20 x 66 x 29	100	216	22	\$3842
LCR6020E	20 x 60 x 29	100	195	20	\$3547

Standard with full to floor **file/file** pedestal on **right**. Pedestal locks.

Required Specifications

Veneer Finish
Edge

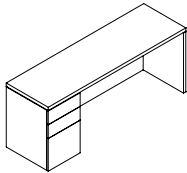
Optional Specifications

Grommet

CREDENZAS

MODEL# DIMENSIONS FREIGHT CLASS WT/LBS. CUBIC FT. LIST PRICE

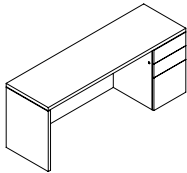
D x W x H



Single Pedestal Credenza - LEFT

LCL8424D	24 x 84 x 29	100	315	34	\$5156
LCL7824D	24 x 78 x 29	100	292	31	\$4823
LCL7224D	24 x 72 x 29	100	270	29	\$4496
LCL6624D	24 x 66 x 29	100	247	27	\$4351
LCL6024D	24 x 60 x 29	100	225	24	\$4009
LCL8420D	20 x 84 x 29	100	273	28	\$4589
LCL7820D	20 x 78 x 29	100	252	26	\$4912
LCL7220D	20 x 72 x 29	100	237	24	\$3986
LCL6620D	20 x 66 x 29	100	216	22	\$3842
LCL6020D	20 x 60 x 29	100	195	20	\$3547

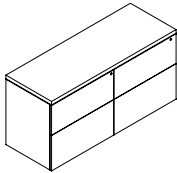
Standard with full to floor **box/box/file** pedestal on **left**. Pedestal locks.



Single Pedestal Credenza - RIGHT

LCR8424D	24 x 84 x 29	100	315	34	\$5156
LCR7824D	24 x 78 x 29	100	292	31	\$4823
LCR7224D	24 x 72 x 29	100	270	29	\$4496
LCR6624D	24 x 66 x 29	100	247	27	\$4351
LCR6024D	24 x 60 x 29	100	225	24	\$4009
LCR8420D	20 x 84 x 29	100	273	28	\$4589
LCR7820D	20 x 78 x 29	100	252	26	\$4912
LCR7220D	20 x 72 x 29	100	237	24	\$3986
LCR6620D	20 x 66 x 29	100	216	22	\$3842
LCR6020D	20 x 60 x 29	100	195	20	\$3547

Standard with full to floor **box/box/file** pedestal on **right**. Pedestal locks.

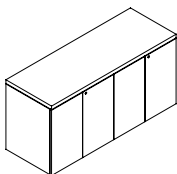


Lateral File Credenza

LC7224FF	24 x 72 x 29	92.5	328	29	\$6910
LC7220FF	20 x 72 x 29	92.5	287	24	\$6097
LC6024NN	24 x 60 x 29	92.5	273	24	\$6380
LC6020NN	20 x 60 x 29	92.5	205	20	\$5405

Two 2-drawer lateral files side-by-side. Locking drawers. Anti-lock tilt suspension. **Not for stacking materials on lateral file drawer bottom.**

- "FF" models use two 36" wide lateral files, "NN" models use 30" wide.

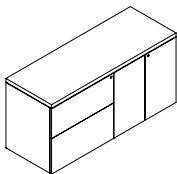


Storage Cabinet Credenza

LC7224GG	24 x 72 x 29	92.5	300	29	\$5285
LC7220GG	20 x 72 x 29	92.5	253	24	\$4673
LC6024MM	24 x 60 x 29	92.5	254	24	\$4877
LC6020MM	20 x 60 x 29	92.5	209	20	\$4164

Two 2-door storage cabinets side-by-side. Locking doors. Self-closing hinged doors cover one adjustable shelf.

- "GG" models use two 36" wide storage cabinets, "MM" models use 30" wide.



Lateral File/Storage Cabinet Credenza

LCF7224	24 x 72 x 29	92.5	305	29	\$5527
LCF7220	22 x 72 x 29	92.5	272	24	\$4893
LCF6024	24 x 60 x 29	92.5	254	24	\$4695
LCF6020	22 x 60 x 29	92.5	220	20	\$4164

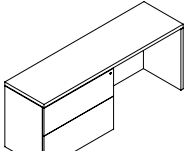
One 2-drawer lateral file and one storage cabinet. Locking door/drawers. Storage cabinet includes one adjustable shelf. Anti-lock tilt suspension. **Not for stacking materials on lateral file drawer bottom.**

Required Specifications

Veneer Finish
Edge

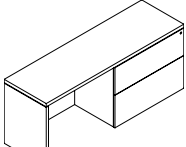
Optional Specifications

Grommet

CRENZAS	MODEL#	DIMENSIONS D x W x H	FREIGHT CLASS	WT/LBS.	CUBIC FT.	LIST PRICE
	LCL8424F	24 x 84 x 29	100	305	34	\$5386
	LCL7824F	24 x 78 x 29	100	285	31	\$4994
	LCL7224F	24 x 72 x 29	100	261	29	\$4620
	LCL6624F	24 x 66 x 29	100	239	27	\$4448
	LCL6024F	24 x 60 x 29	100	218	24	\$4034
	LCL8420F	20 x 84 x 29	100	273	28	\$4706
	LCL7820F	20 x 78 x 29	100	252	26	\$4364
	LCL7220F	20 x 72 x 29	100	237	24	\$4031
	LCL6620F	20 x 66 x 29	100	216	22	\$3883
	LCL6020F	20 x 60 x 29	100	195	20	\$3526

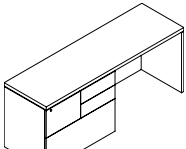
Kneespace Lateral File Credenza - LEFT

One 2-drawer lateral file on the **left**. Locking drawers. Anti-lock tilt suspension. **Not for stacking materials on lateral file drawer bottom.**

	LCR8424F	24 x 84 x 29	100	305	34	\$5386
	LCR7824F	24 x 78 x 29	100	285	31	\$4994
	LCR7224F	24 x 72 x 29	100	261	29	\$4620
	LCR6624F	24 x 66 x 29	100	239	27	\$4448
	LCR6024F	24 x 60 x 29	100	218	24	\$4034
	LCR8420F	20 x 84 x 29	100	273	28	\$4706
	LCR7820F	20 x 78 x 29	100	252	26	\$4364
	LCR7220F	20 x 72 x 29	100	237	24	\$4031
	LCR6620F	20 x 66 x 29	100	216	22	\$3883
	LCR6020F	20 x 60 x 29	100	195	20	\$3526

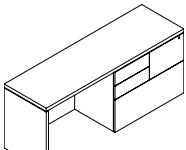
Kneespace Lateral File Credenza - RIGHT

One 2-drawer lateral file on the **right**. Locking drawers. Anti-lock tilt suspension. **Not for stacking materials on lateral file drawer bottom.**

	LCL8424Z	24 x 84 x 29	100	338	34	\$6418
	LCL7824Z	24 x 78 x 29	100	314	31	\$5994
	LCL7224Z	24 x 72 x 29	100	290	29	\$5581
	LCL6624Z	24 x 66 x 29	100	266	27	\$5386
	LCL6024Z	24 x 60 x 29	100	242	24	\$4405
	LCL8420Z	20 x 84 x 29	100	273	28	\$5682
	LCL7820Z	20 x 78 x 29	100	252	26	\$5323
	LCL7220Z	20 x 72 x 29	100	237	24	\$4952
	LCL6620Z	20 x 66 x 29	100	216	22	\$4785
	LCL6020Z	20 x 60 x 29	100	195	20	\$4405

Mixed Storage Credenza - LEFT

Standard with two box drawers, one file drawer, and one 36"W lateral file drawer on the **left**. File drawer and lateral file drawer lock. **Not for stacking materials on lateral file drawer bottom.**

	LCR8424Z	24 x 84 x 29	100	338	34	\$6418
	LCR7824Z	24 x 78 x 29	100	314	31	\$5994
	LCR7224Z	24 x 72 x 29	100	290	29	\$5581
	LCR6624Z	24 x 66 x 29	100	266	27	\$5386
	LCR6024Z	24 x 60 x 29	100	242	24	\$4405
	LCR8420Z	20 x 84 x 29	100	273	28	\$5682
	LCR7820Z	20 x 78 x 29	100	252	26	\$5323
	LCR7220Z	20 x 72 x 29	100	237	24	\$4952
	LCR6620Z	20 x 66 x 29	100	216	22	\$4785
	LCR6020Z	20 x 60 x 29	100	195	20	\$4405

Mixed Storage Credenza - RIGHT

Standard with two box drawers, one file drawer, and one 36"W lateral file drawer on the **right**. File drawer and lateral file drawer lock. **Not for stacking materials on lateral file drawer bottom.**

Required Specifications

Veneer Finish
Edge

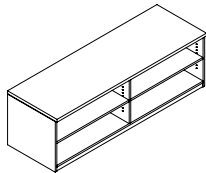
Optional Specifications

Grommet

CREDENZAS

MODEL# DIMENSIONS FREIGHT CLASS WT/LBS. CUBIC FT. LIST PRICE

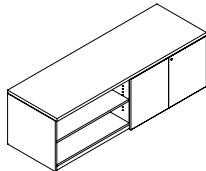
D x W x H



Credenza

LCO7224H23	24 x 72 x 23	92.5	305	29	\$3579
LCO7220H23	20 x 72 x 23	92.5	272	24	\$3128
LCO6024H23	24 x 60 x 23	92.5	254	24	\$2985
LCO6020H23	20 x 60 x 23	92.5	220	20	\$2609

Standard with open storage on **both sides**.

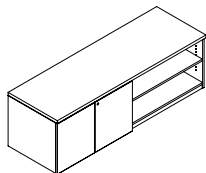


Credenza

LCOG7224H23	24 x 72 x 23	92.5	328	29	\$3605
LCOG7220H23	20 x 72 x 23	92.5	287	24	\$3154
LCOM6024H23	24 x 60 x 23	92.5	273	24	\$3313
LCOM6020H23	20 x 60 x 23	92.5	205	20	\$2758

Standard with open storage on the **left** and one storage cabinet on the **right**. Storage cabinet includes one adjustable shelf.

- "G" model uses 36" wide storage cabinets, "M" model uses 30" wide.

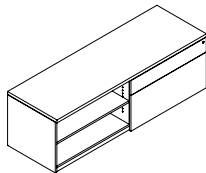


Credenza

LCG07224H23	24 x 72 x 23	92.5	328	29	\$3605
LCG07220H23	20 x 72 x 23	92.5	287	24	\$3154
LCM06024H23	24 x 60 x 23	92.5	273	24	\$3313
LCM06020H23	20 x 60 x 23	92.5	205	20	\$2758

Standard with open storage on the **right** and one storage cabinet on the **left**. Storage cabinet includes one adjustable shelf.

- "G" model uses 36" wide storage cabinets, "M" model uses 30" wide.

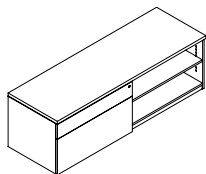


Credenza

LCOF7224H23	24 x 72 x 23	92.5	300	29	\$4391
LCOF7220H23	20 x 72 x 23	92.5	253	24	\$3832
LCN06024H23	24 x 60 x 23	92.5	254	24	\$3836
LCN06020H23	20 x 60 x 23	92.5	209	20	\$3347

Standard with one **box/file** drawer on **right** and open storage on the **left**. File drawer and lateral file drawer lock. Front-to-back and side-to-side filing. **Not for stacking materials on lateral file drawer bottom.**

- "F" models use 36" wide lateral files, "N" models use 30" wide.

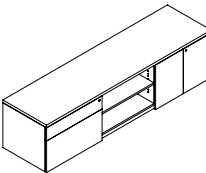


Credenza

LCF07224H23	24 x 72 x 23	92.5	300	29	\$4391
LCF07220H23	20 x 72 x 23	92.5	253	24	\$3832
LCN06024H23	24 x 60 x 23	92.5	254	24	\$3836
LCN06020H23	20 x 60 x 23	92.5	209	20	\$3347

Standard with one **box/file** drawer on **left** and open storage on the **right**. File drawer and lateral file drawer lock. Front-to-back and side-to-side filing. **Not for stacking materials on lateral file drawer bottom.**

- "F" models use 36" wide lateral files, "N" models use 30" wide.



Credenza

LCNOM9024H23	24 x 90 x 23	92.5	300	29	\$7667
LCNOM9020H23	20 x 90 x 23	92.5	300	29	\$7280

Standard with one **box/file** drawer on **left**, open storage in the **center**, and one storage cabinet on the **right**. Storage cabinet includes one adjustable shelf. File drawer and lateral file drawer lock. Front-to-back and side-to-side filing. **Not for stacking materials on lateral file drawer bottom.**

Required Specifications

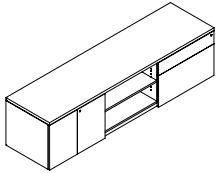
Veneer Finish
Edge

Optional Specifications

Grommet

CREDENZAS

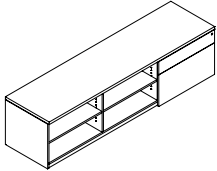
MODEL# DIMENSIONS FREIGHT CLASS WT/LBS. CUBIC FT. LIST PRICE



Credenza

LCMON9024H23	24 x 90 x 23	92.5	300	29	\$7667
LCMON9020H23	20 x 90 x 23	92.5	300	29	\$7280

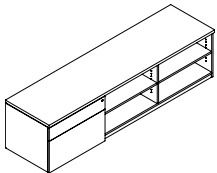
Standard with one **box/file** drawer on **right**, open storage in the **center**, and one storage cabinet on the **left**. Storage cabinet includes one adjustable shelf. File drawer and lateral file drawer lock. Front-to-back and side-to-side filing. **Not for stacking materials on lateral file drawer bottom.**



Credenza

LCOON9024H23	24 x 90 x 23	92.5	300	29	\$7384
LCOON9020H23	20 x 90 x 23	92.5	300	29	\$6993

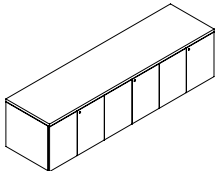
Standard with one **box/file** drawer on **right** and open storage in the **center** and **left**. File drawer and lateral file drawer lock. Front-to-back and side-to-side filing. **Not for stacking materials on lateral file drawer bottom.**



Credenza

LCNOO9024H23	24 x 90 x 23	92.5	300	29	\$7384
LCNOO9020H23	20 x 90 x 23	92.5	300	29	\$6993

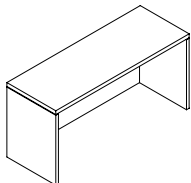
Standard with one **box/file** drawer on **left** and open storage in the **center** and **right**. File drawer and lateral file drawer lock. Front-to-back and side-to-side filing. **Not for stacking materials on lateral file drawer bottom.**



Credenza

LCMMM9024H23	24 x 90 x 23	92.5	300	29	\$7100
LCMMM9020H23	20 x 90 x 23	92.5	300	29	\$5916

Standard with **three** storage cabinets. Storage cabinets include one adjustable shelf per cabinet.



Credenza Shell

LC10824H23	24 x 108 x 23	125	348	44	\$4056
LC10224H23	24 x 102 x 23	100	329	41	\$3857
LC9624H23	24 x 96 x 23	125	309	39	\$3644
LC9024H23	24 x 90 x 23	100	290	36	\$3445
LC8424H23	24 x 84 x 23	125	271	34	\$3240
LC7824H23	24 x 78 x 23	100	251	31	\$3025
LC7224H23	24 x 72 x 23	100	232	29	\$2826
LC6624H23	24 x 66 x 23	125	213	27	\$2730
LC6024H23	24 x 60 x 23	100	193	24	\$2515
LC10820H23	22 x 108 x 23	100	309	36	\$3197
LC10220H23	22 x 102 x 23	100	291	34	\$3020
LC9620H23	22 x 96 x 23	100	273	32	\$2841
LC9020H23	22 x 90 x 23	100	255	30	\$2656
LC8420H23	22 x 84 x 23	100	237	28	\$2480
LC7820H23	22 x 78 x 23	100	219	26	\$2297
LC7220H23	22 x 72 x 23	100	206	24	\$2112
LC6620H23	22 x 66 x 23	100	188	22	\$2033
LC6020H23	22 x 60 x 23	100	169	20	\$1844

Standard with **no pedestals**. Flush full modesty panel. 96" w and larger includes a center support leg. If using storage component shells underneath to support the worksurface, **no more than 72" may be left unsupported.**

Required Specifications

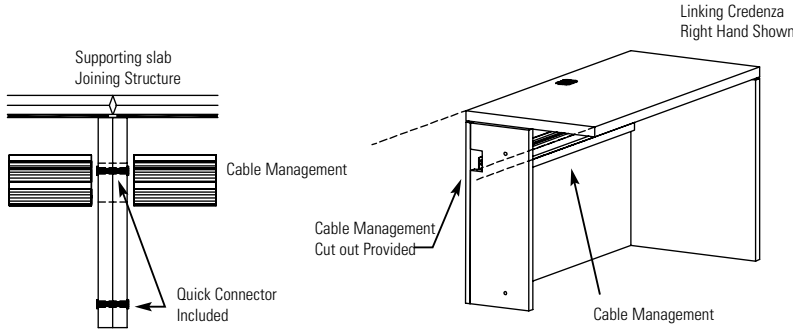
Veneer Finish
Edge

Optional Specifications

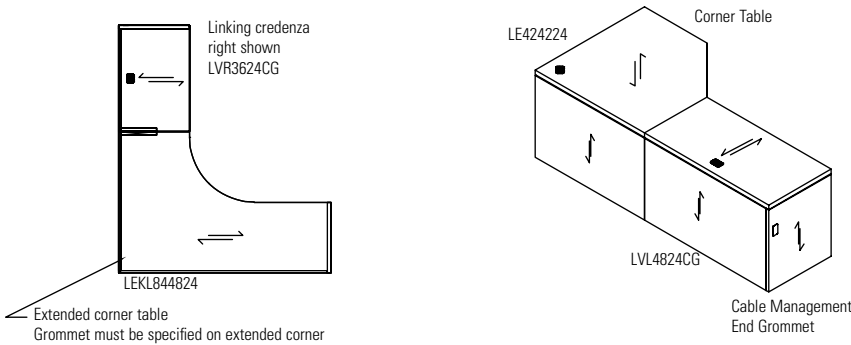
Grommet

CORNERS	MODEL#	DIMENSIONS D x W x H	FREIGHT CLASS	WT/LBS.	CUBIC FT.	LIST PRICE
---------	--------	-------------------------	---------------	---------	-----------	------------

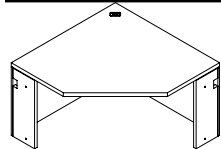
- A Corner Desk is used to connect to a Linking Bridge and Linking Credenza, or Connectable Table
- Cable management tray is included.
- Full Modesty Panel option.
- 5-Sided Corners include a GM1 grommet in the top center position. Grommets are available as an option on Extended Corners.
- Hand of Linking Credenza is determined by location of full end panel from user side.
- Hand of Extended Corner is determined by location of long narrow end from user side.
- Connecting sides feature a self edge.



Code dimensions are actual



5-SIDED CORNERS	MODEL#	DIMENSIONS	FREIGHT CLASS	WT/LBS.	CUBIC FT.	LIST PRICE
-----------------	--------	------------	---------------	---------	-----------	------------

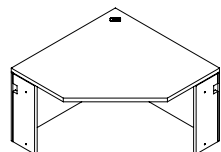


5-Sided Corner

	D x W x H					
LE484824	48 x 48 x 29	150	201	39	\$3203	
LE424224	42 x 42 x 29	150	155	30	\$2552	
LE363624	36 x 36 x 29	125	135	22	\$2441	

Connects to **24" D** connectables, returns, extended corners, storage/lateral file credenzas, credenzas and bridges. Includes grommet and installed horizontal wire management. Narrow end panels on left and right.

- *Not freestanding*



5-Sided Corner

LE484820	48 x 48 x 29	150	196	39	\$3203	
LE424220	42 x 42 x 29	150	150	30	\$2552	
LE363620	36 x 36 x 29	150	130	22	\$2441	

Connects to **20" D** connectables, returns, extended corners, storage/lateral file credenzas, credenzas and bridges. Includes grommet and installed horizontal wire management. Narrow end panels on left and right.

- *Not freestanding*

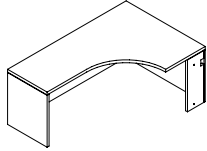
Required Specifications

Veneer Finish
Edge

Optional Specifications

Grommet

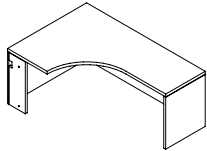
LEFT EXTENDED CORNERS	MODEL#	DIMENSIONS	FREIGHT CLASS	WT/LBS.	CUBIC FT.	LIST PRICE
		D x W x H				
	LEKL844824	24-48 x 84 x 29	150	338	68	\$4727
	LEKL784824	24-48 x 78 x 29	150	314	63	\$4663
	LEKL724824	24-48 x 72 x 29	150	290	58	\$4398
	LEKL664824	24-48 x 66 x 29	150	266	52	\$4178
	LEKL604824	24-48 x 60 x 29	150	242	48	\$3904
	LEKL844820	20-48 x 84 x 29	150	338	68	\$4651
	LEKL784820	20-48 x 78 x 29	150	314	63	\$4554
	LEKL724820	20-48 x 72 x 29	150	290	58	\$4293
	LEKL664820	20-48 x 66 x 29	150	266	52	\$4073
	LEKL604820	20-48 x 60 x 29	150	242	48	\$3800



Left Extended Corner

Extended worksurface on **left**. **Full end panel on left, narrow end panel on right**. Connects to Linking Bridges, Extended Corners and Connectable Tables.

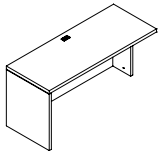
RIGHT EXTENDED CORNERS	MODEL#	DIMENSIONS	FREIGHT CLASS	WT/LBS.	CUBIC FT.	LIST PRICE
	LEKR488424	24-48 x 84 x 29	150	338	68	\$4727
	LEKR487824	24-48 x 78 x 29	150	314	63	\$4663
	LEKR487224	24-48 x 72 x 29	150	290	58	\$4398
	LEKR486624	24-48 x 66 x 29	150	266	52	\$4178
	LEKR486024	24-48 x 60 x 29	150	242	48	\$3904
	LEKR488420	20-48 x 84 x 29	150	338	68	\$4651
	LEKR487820	20-48 x 78 x 29	150	314	63	\$4554
	LEKR487220	20-48 x 72 x 29	150	290	58	\$4293
	LEKR486620	20-48 x 66 x 29	150	266	52	\$4073
	LEKR486020	20-48 x 60 x 29	150	242	48	\$3800



Right Extended Corner

Extended worksurface on **right**. **Full end panel on right, narrow end panel on left**. Connects to Linking Bridges, Extended Corners and Connectable Tables.

CONNECTABLE TABLES - LEFT	MODEL#	DIMENSIONS	FREIGHT CLASS	WT/LBS.	CUBIC FT.	LIST PRICE
	LVL9624CG	24 x 96 x 29	150	200	39	\$3476
	LVL9024CG	24 x 90 x 29	150	187	36	\$3277
	LVL8424CG	24 x 84 x 29	150	174	34	\$3090
	LVL7824CG	24 x 78 x 29	150	162	31	\$2892
	LVL7224CG	24 x 72 x 29	150	149	29	\$2704
	LVL6624CG	24 x 66 x 29	150	141	27	\$2566
	LVL6024CG	24 x 60 x 29	150	132	24	\$2425
	LVL5424CG	24 x 54 x 29	150	121	22	\$2306
	LVL4824CG	24 x 48 x 29	125	115	19	\$2200
	LVL4224CG	24 x 42 x 29	150	99	17	\$1916
	LVL3624CG	24 x 36 x 29	150	83	15	\$1863
	LVL3024CG	24 x 30 x 29	125	77	12	\$1835
	LVL2424CG	24 x 24 x 29	125	61	10	\$1603



24" Deep Connectable Table - LEFT

Full end panel on left. Right narrow end panel connects to **24"D** center/right connectable table; **24"D** extended corners; **24"D** 5-sided corners; Grommet in worksurface.

- To remove cross grain veneer pattern on top, **delete suffix "CG"** from the model number. Available as a special - no upcharge.

Required Specifications

Veneer Finish
Edge

Optional Specifications

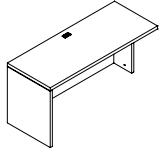
Grommet

CONNECTABLE TABLES - LEFT

MODEL# DIMENSIONS FREIGHT CLASS WT/LBS. CUBIC FT. LIST PRICE

D x W x H

LVL9620CG	20 x 96 x 29	150	187	39	\$2826
LVL9020CG	20 x 90 x 29	150	175	36	\$2649
LVL8420CG	20 x 84 x 29	150	163	34	\$2474
LVL7820CG	20 x 78 x 29	150	152	31	\$2297
LVL7220CG	20 x 72 x 29	150	140	29	\$2120
LVL6620CG	20 x 66 x 29	150	133	27	\$1989
LVL6020CG	20 x 60 x 29	150	125	24	\$1863
LVL5420CG	20 x 54 x 29	150	113	22	\$1755
LVL4820CG	20 x 48 x 29	150	110	19	\$1646
LVL4220CG	20 x 42 x 29	150	95	17	\$1393
LVL3620CG	20 x 36 x 29	150	80	15	\$1341
LVL3020CG	20 x 30 x 29	125	75	12	\$1319
LVL2420CG	20 x 24 x 29	125	60	10	\$1104



20" Deep Connectable Table - LEFT

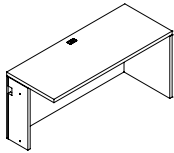
Full end panel on left. Right narrow end panel connects to 20"D center/right connectable table; 20"D 5-sided corners; Grommet in worksurface.

- To remove cross grain veneer pattern on top, delete suffix "CG" from the model number. Available as a special - no upcharge.

CONNECTABLE TABLES - RIGHT

MODEL# DIMENSIONS FREIGHT CLASS WT/LBS. CUBIC FT. LIST PRICE

LVR9624CG	24 x 96 x 29	150	200	39	\$3476
LVR9024CG	24 x 90 x 29	150	187	36	\$3277
LVR8424CG	24 x 84 x 29	150	174	34	\$3090
LVR7824CG	24 x 78 x 29	150	162	31	\$2892
LVR7224CG	24 x 72 x 29	150	149	29	\$2704
LVR6624CG	24 x 66 x 29	150	141	27	\$2566
LVR6024CG	24 x 60 x 29	150	132	24	\$2425
LVR5424CG	24 x 54 x 29	150	121	22	\$2306
LVR4824CG	24 x 48 x 29	125	115	19	\$2200
LVR4224CG	24 x 42 x 29	150	99	17	\$1916
LVR3624CG	24 x 36 x 29	150	83	15	\$1863
LVR3024CG	24 x 30 x 29	125	77	12	\$1835
LVR2424CG	24 x 24 x 29	125	61	10	\$1603

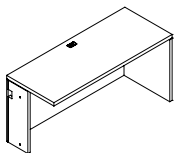


24" Deep Connectable Table - RIGHT

Full end panel on right. Left narrow end panel connects to 24"D center/left connectable table; 24"D extended corners, 24"D 5-sided corners; Grommet in worksurface.

- To remove cross grain veneer pattern on top, delete suffix "CG" from the model number. Available as a special - no upcharge.

LVR9620CG	20 x 96 x 29	150	187	39	\$2826
LVR9020CG	20 x 90 x 29	150	175	36	\$2649
LVR8420CG	20 x 84 x 29	150	163	34	\$2474
LVR7820CG	20 x 78 x 29	150	152	31	\$2297
LVR7220CG	20 x 72 x 29	150	140	29	\$2120
LVR6620CG	20 x 66 x 29	150	133	27	\$1989
LVR6020CG	20 x 60 x 29	150	125	24	\$1863
LVR5420CG	20 x 54 x 29	150	113	22	\$1755
LVR4820CG	20 x 48 x 29	150	110	19	\$1646
LVR4220CG	20 x 42 x 29	150	95	17	\$1393
LVR3620CG	20 x 36 x 29	150	80	15	\$1341
LVR3020CG	20 x 30 x 29	125	75	12	\$1319
LVR2420CG	20 x 24 x 29	125	60	10	\$1104



20" Deep Connectable Table - RIGHT

Full end panel on right. Left narrow end panel connects to 20"D center/left connectable table; 20"D 5-sided corners; Grommet in worksurface.

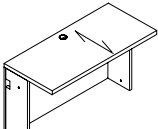
- To remove cross grain veneer pattern on top, delete suffix "CG" from the model number. Available as a special - no upcharge.

Required Specifications

Veneer Finish
Edge
Monopost Finish - D Islands

Optional Specifications

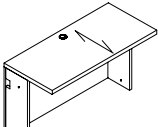
Grommet
Modesty Upgrade
Modesty Panel
Monopost (Base) Upgrade - D Islands

CONNECTABLE TABLES	MODEL#	DIMENSIONS D x W x H	FREIGHT CLASS	WT/LBS.	CUBIC FT.	LIST PRICE
	LV6024CG	24 x 60 x 29	150	132	24	\$2356
	LV5424CG	24 x 54 x 29	150	121	22	\$2222
	LV4824CG	24 x 48 x 29	125	115	19	\$2087
	LV4224CG	24 x 42 x 29	150	99	17	\$1747
	LV3624CG	24 x 36 x 29	150	83	15	\$1803
	LV3024CG	24 x 30 x 29	125	77	12	\$1652
	LV2424CG	24 x 24 x 29	125	61	10	\$1385

24" Deep Connectable Table

Narrow end panels on left and right connects to **24"D** connectable table; **24"D** extended corners, **24"D** 5-sided corners; Grommet in worksurface.

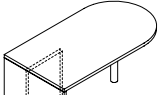
- To remove cross grain veneer pattern on top, **delete suffix "CG"** from the model number. Available as a special - no upcharge.

	LV6020CG	20 x 60 x 29	150	125	24	\$1813
	LV5420CG	20 x 54 x 29	150	113	22	\$1705
	LV4820CG	20 x 48 x 29	150	110	19	\$1599
	LV4220CG	20 x 42 x 29	150	95	17	\$1335
	LV3620CG	20 x 36 x 29	150	80	15	\$1293
	LV3020CG	20 x 30 x 29	125	75	12	\$1268
	LV2420CG	20 x 24 x 29	125	60	10	\$1067

22" Deep Connectable Table


Narrow end panels on left and right connects to **22"D** connectable table; **22"D** extended corners, **22"D** 5-sided corners; Grommet in worksurface.

- To remove cross grain veneer pattern on top, **delete suffix "CG"** from the model number. Available as a special - no upcharge.

"D" ISLANDS	MODEL#	DIMENSIONS	FREIGHT CLASS	WT/LBS.	CUBIC FT.	LIST PRICE
	LDD8430	30 x 84 x 29	125	343	51	\$5254
	LDD7230	30 x 72 x 29	125	264	36	\$4174
	LDD6630	30 x 66 x 29	125	245	40	\$4174
	LDD6030	30 x 60 x 29	125	225	30	\$4020

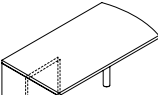
"D" Island - Full End Panel (T-Base) & Monopost

Connects to Linking Bridges or Executive Returns. Attaching hardware included. **Not freestanding.**

	LRD8430	30 x 84 x 29	125	135	51	\$3750
	LRD7230	30 x 72 x 29	125	99	36	\$2985
	LRD6630	30 x 66 x 29	125	99	40	\$2985
	LRD6030	30 x 60 x 29	125	83	30	\$2870

"D" Island with Monopost

Attaches to edge of worksurfaces with molding edge. Attaching hardware included. Shipped RTA (ready to assemble).

	LDDBE8430	30 x 84 x 29	125	343	51	\$5254
	LDDBE7230	30 x 72 x 29	125	264	36	\$4174
	LDDBE6630	30 x 66 x 29	125	245	40	\$4174
	LDDBE6030	30 x 60 x 29	125	225	30	\$4014

"D" Island - Full End Panel (T-Base) & Monopost, Bow End

Connects to Linking Bridges or Executive Returns. Attaching hardware included. **Not freestanding.**

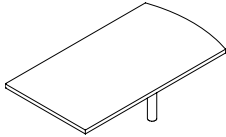
Required Specifications

Veneer Finish
Edge
Monopost Finish

Optional Specifications

Grommet
Monopost (Base) Upgrade

"D" ISLANDS



"D" Island with Monopost, Bow End

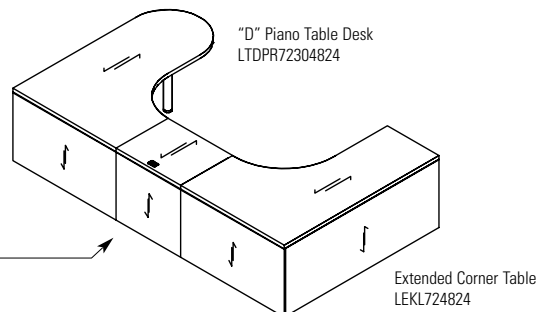
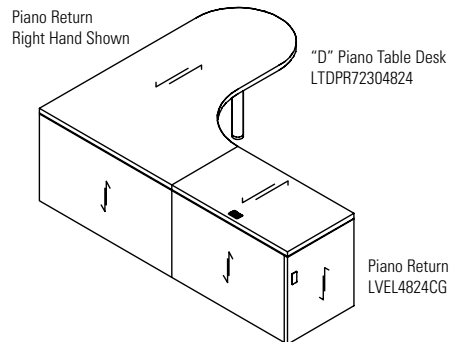
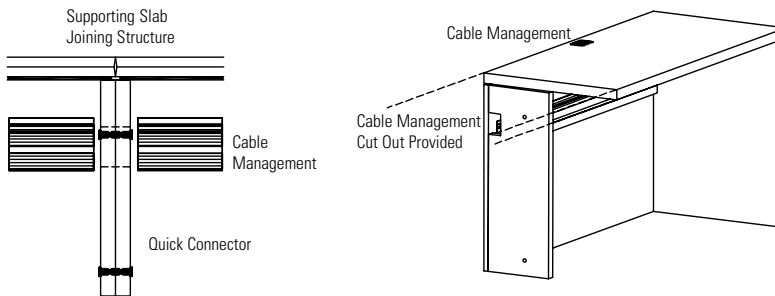
MODEL# DIMENSIONS FREIGHT CLASS WT/LBS. CUBIC FT. LIST PRICE

MODEL#	D x W x H	FREIGHT CLASS	WT/LBS.	CUBIC FT.	LIST PRICE
LRDBE8430	30 x 84 x 29	125	135	51	\$3750
LRDBE7230	30 x 72 x 29	125	99	36	\$2985
LRDBE6630	30 x 66 x 29	125	99	40	\$2985
LRDBE6030	30 x 60 x 29	125	83	30	\$2870

Attaches to edge of worksurfaces with molding edge. Attaching hardware included. Shipped RTA (ready to assemble).

PIANO DESKS

- Can be ordered as a shell or with pedestals.
- Components include a GM1 grommet in the top center position.
- Hand of Rectangular Desk is determined by location of pedestal from user side.
- Hand of "D" Top is determined by outward orientation of curved end from user projection.
- Hand of "P" Top is determined by outward orientation of conference end from user projection.
- Connectable Tables and Bridges - To remove cross grain veneer pattern on top, delete suffix "CG" from the model number. Available as a special - no upcharge.

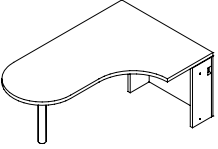


Required Specifications

- Veneer Finish
- Edge
- Monopost Finish

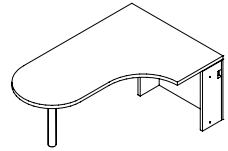
Optional Specifications

- Grommet
- Monopost (Base) Upgrade

PIANO DESKS	MODEL#	DIMENSIONS D x W x H	FREIGHT CLASS	WT/LBS.	CUBIC FT.	LIST PRICE
	LTDPL84304824	48 x 84 x 29	150	406	68	\$4351
	LTDPL72304824	48 x 72 x 29	125	348	58	\$3815

"D" Island LEFT - Full End Panel & Monopost, Piano Desk

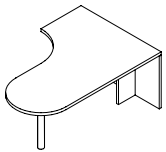
Extended island worksurface on the **left**. Narrow end panel on right connects to **24"D** returns or bridges **for Piano Desks Only** (see pg. 107). **Not freestanding**. Includes installed horizontal wire management.



"D" Island LEFT - Full End Panel & Monopost, Piano Desk

LTDPL84304820	48 x 84 x 29	150	406	68	\$4245
LTDPL72304820	48 x 72 x 29	125	348	58	\$3706

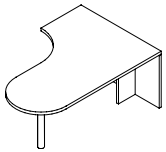
Extended island worksurface on the **left**. Narrow end panel on right connects to **20"D** returns or bridges **for Piano Desks Only** (see pg. 107). **Not freestanding**. Includes installed horizontal wire management.



"D" Island RIGHT - Full End Panel & Monopost, Piano Desk

LTDPR84304824	48 x 84 x 29	150	406	68	\$4351
LTDPR72304824	48 x 72 x 29	125	348	58	\$3815

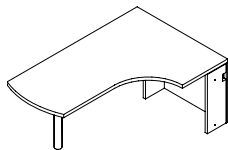
Extended island worksurface on the **right**. Narrow end panel on left connects to **24"D** returns or bridges **for Piano Desks Only** (see pg. 107). **Not freestanding**. Includes installed horizontal wire management.



"D" Island RIGHT - Full End Panel & Monopost, Piano Desk

LTDPR84304820	48 x 84 x 29	150	406	68	\$4245
LTDPR72304820	48 x 72 x 29	125	348	58	\$3706

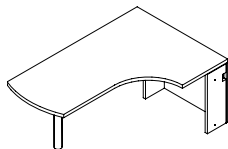
Extended island worksurface on the **right**. Narrow end panel on left connects to **20"D** returns or bridges **for Piano Desks Only** (see pg. 107). **Not freestanding**. Includes installed horizontal wire management.



"D" Island LEFT - Full End Panel & Monopost, Piano Desk - Bow End

LDBEPL84304824	48 x 84 x 29	150	406	68	\$4351
LDBEPL72304824	48 x 72 x 29	125	348	58	\$3815

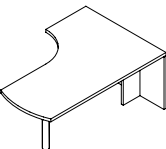
Extended island worksurface on the **left**. Narrow end panel on right connects to **24"D** returns or bridges **for Piano Desks Only** (see pg. 107). **Not freestanding**. Includes installed horizontal wire management.



"D" Island LEFT - Full End Panel & Monopost, Piano Desk - Bow End

LDBEPL84304820	48 x 84 x 29	150	406	68	\$4245
LDBEPL72304820	48 x 72 x 29	125	348	58	\$3706

Extended island worksurface on the **left**. Narrow end panel on right connects to **20"D** returns or bridges **for Piano Desks Only** (see pg. 107). **Not freestanding**. Includes installed horizontal wire management.



"D" Island RIGHT - Full End Panel & Monopost, Piano Desk - Bow End

LDBEPR84304824	48 x 84 x 29	150	406	68	\$4351
LDBEPR72304824	48 x 72 x 29	125	348	58	\$3815

Extended island worksurface on the **right**. Narrow end panel on left connects to **24"D** returns or bridges **for Piano Desks Only** (see pg. 107). **Not freestanding**. Includes installed horizontal wire management.

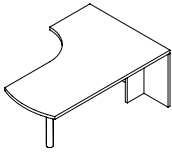
Required Specifications

Veneer Finish
Edge
Monopost Finish - Piano Desk

Optional Specifications

Grommet
Monopost (Base) Upgrade - Piano Desk

PIANO DESK



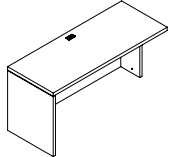
"D" Island RIGHT - Full End Panel & Monopost, Piano Desk - Bow End

MODEL#	DIMENSIONS	FREIGHT CLASS	WT/LBS.	CUBIC FT.	LIST PRICE
--------	------------	---------------	---------	-----------	------------

D x W x H					
LDBEPR84304820	48 x 84 x 29	150	406	68	\$4245
LDBEPR72304820	48 x 72 x 29	125	348	58	\$3706

Extended island worksurface on the **right**. Narrow end panel on left connects to **20"D** returns or bridges for **Piano Desks Only** (see pg. 107). **Not freestanding**. Includes installed horizontal wire management.

CONNECTABLE TABLES - FOR PIANO DESKS



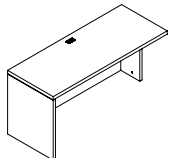
24" Deep Connectable Table - LEFT For Piano Desk

MODEL#	DIMENSIONS	FREIGHT CLASS	WT/LBS.	CUBIC FT.	LIST PRICE
--------	------------	---------------	---------	-----------	------------

LVEL8424CG	24 x 84 x 29	150	174	34	\$3197
LVEL7824CG	24 x 78 x 29	150	162	31	\$2995
LVEL7224CG	24 x 72 x 29	150	149	29	\$2801
LVEL6624CG	24 x 66 x 29	150	141	27	\$2649
LVEL6024CG	24 x 60 x 29	150	132	24	\$2505
LVEL5424CG	24 x 54 x 29	150	121	22	\$2382
LVEL4824CG	24 x 48 x 29	125	115	19	\$2270
LVEL4224CG	24 x 42 x 29	150	99	17	\$1975
LVEL3624CG	24 x 36 x 29	150	83	15	\$1920

Full end panel on left. Right narrow end panel connects to **24"D** right connectable table, "D" islands, Boat shaped islands, "P" islands or Delta islands with "T" bases for **Piano Desks Only**. Grommet in worksurface. Shipped RTA (ready to assemble).

- To remove cross grain veneer pattern on top, **delete suffix "CG"** from the model number. Available as a special - no upcharge.

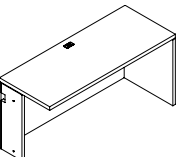


20" Deep Connectable Table - LEFT For Piano Desk

LVEL8420CG	20 x 84 x 29	150	174	34	\$2474
LVEL7820CG	20 x 78 x 29	150	162	31	\$2297
LVEL7220CG	20 x 72 x 29	150	149	29	\$2120
LVEL6620CG	20 x 66 x 29	150	141	27	\$1989
LVEL6020CG	20 x 60 x 29	150	132	24	\$1863
LVEL5420CG	20 x 54 x 29	150	121	22	\$1755
LVEL4820CG	20 x 48 x 29	125	115	19	\$1646
LVEL4220CG	20 x 42 x 29	150	99	17	\$1393
LVEL3620CG	20 x 36 x 29	150	83	15	\$1341

Full end panel on left. Right narrow end panel connects to **20"D** right connectable table, "D" islands, Boat shaped islands, "P" islands or Delta islands with "T" bases for **Piano Desks Only**. Grommet in worksurface. Shipped RTA (ready to assemble).

- To remove cross grain veneer pattern on top, **delete suffix "CG"** from the model number. Available as a special - no upcharge.



24" Deep Connectable Table - RIGHT For Piano Desk

LVER8424CG	24 x 84 x 29	150	174	34	\$3197
LVER7824CG	24 x 78 x 29	150	162	31	\$2995
LVER7224CG	24 x 72 x 29	150	149	29	\$2801
LVER6624CG	24 x 66 x 29	150	141	27	\$2649
LVER6024CG	24 x 60 x 29	150	132	24	\$2505
LVER5424CG	24 x 54 x 29	150	121	22	\$2382
LVER4824CG	24 x 48 x 29	125	115	19	\$2270
LVER4224CG	24 x 42 x 29	150	99	17	\$1975
LVER3624CG	24 x 36 x 29	150	83	15	\$1920

Full end panel on right. Left narrow end panel connects to **24"D** left connectable table, "D" islands, Boat shaped islands, "P" islands or Delta islands with "T" bases for **Piano Desks Only**. Grommet in worksurface. Shipped RTA (ready to assemble).

- To remove cross grain veneer pattern on top, **delete suffix "CG"** from the model number. Available as a special - no upcharge.

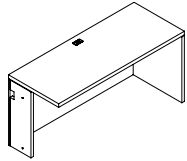
Required Specifications

Veneer Finish
Edge
Monopost Finish - Piano Desk

Optional Specifications

Grommet
Monopost (Base) Upgrade - Piano Desk

CONNECTABLE TABLES - FOR PIANO DESKS	MODEL#	DIMENSIONS	FREIGHT CLASS	WT/LBS.	CUBIC FT.	LIST PRICE
		D x W x H				
	LVER8420CG	20 x 84 x 29	150	174	34	\$2474
	LVER7820CG	20 x 78 x 29	150	162	31	\$2297
	LVER7220CG	20 x 72 x 29	150	149	29	\$2120
	LVER6620CG	20 x 66 x 29	150	141	27	\$1989
	LVER6020CG	20 x 60 x 29	150	132	24	\$1863
	LVER5420CG	20 x 54 x 29	150	121	22	\$1755
	LVER4820CG	20 x 48 x 29	125	115	19	\$1646
	LVER4220CG	20 x 42 x 29	150	99	17	\$1393
	LVER3620CG	20 x 36 x 29	150	83	15	\$1341

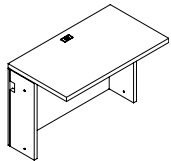


**20" Deep Connectable Table - RIGHT
For Piano Desk**

Full end panel on right. Left narrow end panel connects to **20"D** left connectable table, "D" islands, Boat shaped islands, "P" islands or Delta islands with "T" bases **for Piano Desks Only**. Grommet in worksurface. Shipped RTA (ready to assemble).

- To remove cross grain veneer pattern on top, **delete suffix "CG"** from the model number. Available as a special - no upcharge.

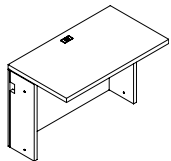
BRIDGES - FOR PIANO DESKS	MODEL#	DIMENSIONS	FREIGHT CLASS	WT/LBS.	CUBIC FT.	LIST PRICE
	LBTN4824CG	24 x 48 x 29	125	116	19	\$2008
	LBTN4224CG	24 x 42 x 29	125	102	17	\$1747
	LBTN3624CG	24 x 36 x 29	150	87	15	\$1694
	LBTN3024CG	24 x 30 x 29	125	73	12	\$1663
	LBTN2424CG	24 x 24 x 29	150	58	10	\$1466
	LBTN1824CG	24 x 18 x 29	150	43	8	\$1201
	LBTN1224CG	24 x 12 x 29	150	29	5	\$932



Flush Bridge

Full end panel on both sides connects to **24"D** worksurfaces, "D" islands, Boat shaped islands, "P" islands or Delta islands with "T" bases **for Piano Desks Only**. Grommet in worksurface. Shipped RTA (ready to assemble).

- To remove cross grain veneer pattern on top, **delete suffix "CG"** from the model number. Available as a special - no upcharge.




Flush Bridge

LBTN4820CG	20 x 48 x 29	125	116	19	\$1599
LBTN4220CG	20 x 42 x 29	125	102	17	\$1335
LBTN3620CG	20 x 36 x 29	150	87	15	\$1293
LBTN3020CG	20 x 30 x 29	125	73	12	\$1268
LBTN2420CG	20 x 24 x 29	150	58	10	\$1067
LBTN1820CG	20 x 18 x 29	150	43	8	\$1015
LBTN1220CG	20 x 12 x 29	150	29	5	\$944

Full end panel on both sides connects to **20"D** worksurfaces, "D" islands, Boat shaped islands, "P" islands or Delta islands with "T" bases **for Piano Desks Only**. Grommet in worksurface. Shipped RTA (ready to assemble).

- To remove cross grain veneer pattern on top, **delete suffix "CG"** from the model number. Available as a special - no upcharge.

MODESTY PANEL OPTIONS	MODEL#	DIMENSIONS	FREIGHT CLASS	WT/LBS.	CUBIC FT.	LIST PRICE
	CMP72	1 x 67 x 18	--	20	1	\$1622
	CMP66	1 x 61 x 18	--	18	1	\$1570
	CMP60	1 x 55 x 18	--	16	1	\$1546
	CMP54	1 x 49 x 18	--	14	1	\$1520
	CMP48	1 x 43 x 18	--	13	1	\$1496



Metal Modesty Panel Upgrade*

Straight modesty panel. Attaches to underside of worksurface. **Can not be retrofitted in the field. Available in Black (E) and Tungsten (K). Please Specify. Not sold individually - to be ordered as an upgrade option only.**

- CMP72 - Specify on 96" x 42" "P" Top Islands, 96" x 48" Islands for Piano Desks or 96" x 36" Delta Islands.
- CMP66 - Specify on 84" x 36" "D" Top Islands.
- CMP60 - Specify on 84" x 42" "P" Top Islands or 84" x 48" Islands for Piano Desks.
- CMP54 - Specify on 72" x 36" or 72" x 30" "D" Top Islands, 72" x 36" or 72" x 30" Boat Shaped Islands.
- CMP48 - Specify on 66" x 36", 60" x 30" "D" Top Islands, 72" x 42" "P" Top Islands or 72" x 48" Islands for Piano Desks.

Required Specifications


Veneer Finish
Edge
Metal Finish - Modesty Panel

Optional Specifications

Grommet

MODESTY PANEL OPTIONS

MODEL# DIMENSIONS FREIGHT CLASS WT/LBS. CUBIC FT. LIST PRICE

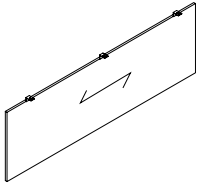


Metal Modesty Panel Upgrade, Curved*

CMMP72	0.50 x 67 x 18	--	20	1	\$1622
CMMP66	0.50 x 61 x 18	--	18	1	\$1570
CMMP60	0.50 x 55 x 18	--	16	1	\$1546
CMMP54	0.50 x 49 x 18	--	14	1	\$1520
CMMP48	0.50 x 43 x 18	--	13	1	\$1496

Curved modesty panel. Attaches to underside of worksurface. **Can not be retrofitted in the field. Available in Black (E) and Tungsten (K). Please Specify. Not sold individually - to be ordered as an upgrade option only.**

- CMMP72 - Specify on 96" x 42" "P" Top Islands, 96" x 48" Islands for Piano Desks or 96" x 36" Delta Islands.
- CMMP66 - Specify on 84" x 36" "D" Top Islands.
- CMMP60 - Specify on 84" x 42" "P" Top Islands or 84" x 48" Islands for Piano Desks.
- CMMP54 - Specify on 72" x 36" or 72" x 30" "D" Top Islands, 72" x 36" or 72" x 30" Boat Shaped Islands.
- CMMP48 - Specify on 66" x 36" , 60" x 30" "D" Top Islands, 72" x 42" "P" Top Islands or 72" x 48" Islands for Piano Desks.

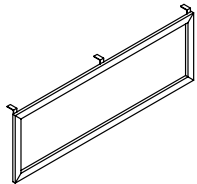


Veneer Modesty Panel Upgrade*

CMP72W	0.75 x 67 x 18	--	20	1	\$1622
CMP66W	0.75 x 61 x 18	--	18	1	\$1570
CMP60W	0.75 x 55 x 18	--	16	1	\$1546
CMP54W	0.75 x 49 x 18	--	14	1	\$1520
CMP48W	0.75 x 43 x 18	--	13	1	\$1496

Straight modesty panel. Attaches to underside of worksurface. **Can not be retrofitted in the field. Not sold individually - to be ordered as an upgrade option only.**

- CMP72W - Specify on "P" Top Islands or 96" x 48" Islands for Piano Desks.
- CMP66W - Specify on 84" x 36" "D" Top Islands.
- CMP60W - Specify on 84" x 42" "P" Top Islands or 84" x 48" Islands for Piano Desks.
- CMP54W - Specify on 72" x 30" "D" Top Islands.
- CMP48W - Specify on 66" x 36" , 60" x 30" "D" Top Islands, 72" x 42" "P" Top Islands or 72" x 48" Islands for Piano Desks.



Glass Modesty Panel Upgrade

CMP72G	0.75 x 67 x 18	--	20	1	\$2485
CMP66G	0.75 x 61 x 18	--	18	1	\$2351
CMP60G	0.75 x 55 x 18	--	16	1	\$2149
CMP54G	0.75 x 49 x 18	--	14	1	\$2001
CMP48G	0.75 x 43 x 18	--	13	1	\$1911

Straight modesty panel. Translucent, screened glass. Aluminum box frame construction in Tungsten Only. Attaches to underside of worksurface. **Can not be retrofitted in the field. Not sold individually - to be ordered as an upgrade option only.**

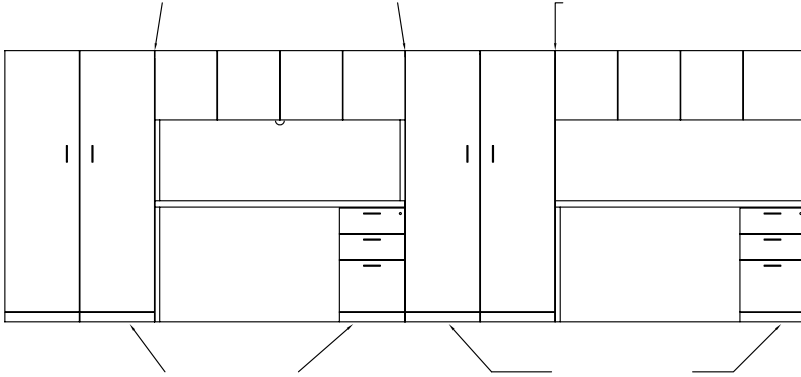
- CMP72G - Specify on "P" Top Islands or 96" x 48" Islands for Piano Desks.
- CMP66G - Specify on 84" x 36" "D" Top Islands.
- CMP60G - Specify on 84" x 42" "P" Top Islands or 84" x 48" Islands for Piano Desks.
- CMP54G - Specify on 72" x 30" "D" Top Islands.
- CMP48G - Specify on 66" x 36" , 60" x 30" "D" Top Islands, 72" x 42" "P" Top Islands or 72" x 48" Islands for Piano Desks.
- Tungsten finish on the aluminum box frame closely resembles the existing Tungsten finish.

Required Specifications

Metal finish

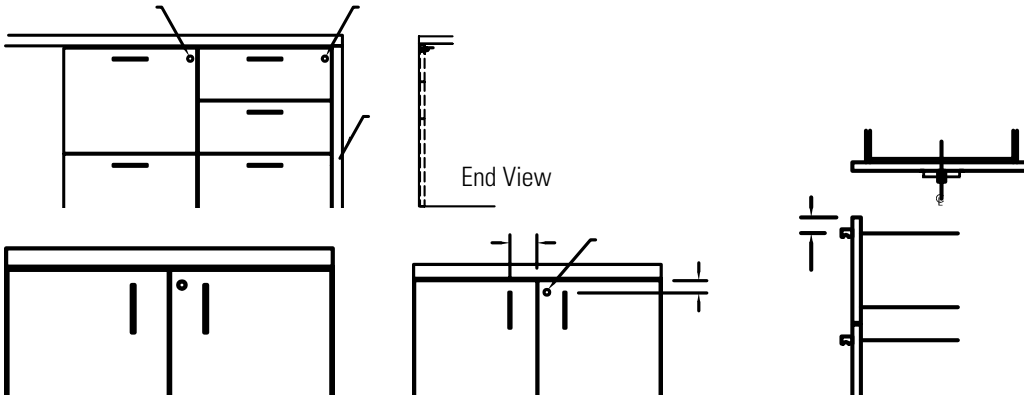
SIDE-BY-SIDE COMPONENTS MODEL# DIMENSIONS FREIGHT CLASS WT/LBS. CUBIC FT. LIST PRICE

D x W x H



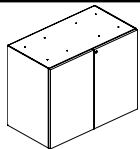
MODULAR PEDESTALS

- When using Storage Shells, laminate gables will show.
- Credenza shell cannot be completely filled up with storage shells to create a full storage credenza.
- Handle style must be specified.



STORAGE SHELLS MODEL# DIMENSIONS FREIGHT CLASS WT/LBS. CUBIC FT. LIST PRICE

D x W x H

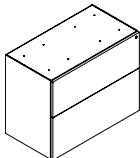


Storage Shell

LWG	18 x 35 x 28	92.5	115	11	\$1777
LWM	18 x 30 x 28	92.5	96	9	\$1599
LWG.5	18 x 34 x 28	92.5	115	11	\$1777

For use **under a freestanding worksurface (22", 24", 30" or 36"D)**. Top drilled to attach to worksurface. One adjustable shelf. Standard with lock.

- **Specify LWG and LWM for kneespace applications**
- **Unfinished top and back**



File/File Shell - Lateral

LWF	18 x 35 x 28	92.5	115	11	\$2505
LWN	18 x 30 x 28	92.5	96	9	\$2178
LWF.5	18 x 34 x 28	92.5	115	11	\$2505
LWN.5	18 x 29 x 28	92.5	96	9	\$2178

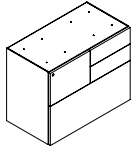
For use **under a freestanding worksurface (22", 24", 30" or 36"D)**. Top drilled to attach to worksurface. **Two lateral file drawers**. Lock secures all drawers. Side-to-side file bars included.

- **Specify LWF and LWN for kneespace applications**
- **Unfinished top and back**

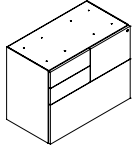
Required Specifications

Veneer Finish
Edge

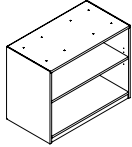
STORAGE MODULES - FREESTANDING



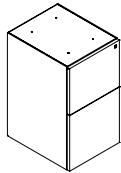
Mixed Storage Shell - LEFT



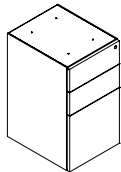
Mixed Storage Shell - RIGHT



Open Shelving Shell



File/File Shell - Vertical



Box/Box/File Shell

MODEL#	DIMENSIONS D x W x H	FREIGHT CLASS	WT/LBS.	CUBIC FT.	LIST PRICE
LWZL	18 x 35 x 28	92.5	115	11	\$2870
LWZL.5	18 x 34 x 28	92.5	115	11	\$2870

For use **under a freestanding worksurface (22", 24", 30" or 36"D)**. Top drilled to attach to worksurface. One file drawer on **left**, two box drawers on **right** and one lateral file drawer on bottom. File drawer and lateral file drawer lock. One pencil tray. **Not for stacking materials on lateral file drawer bottom.**

- **Specify LWZL for kneespace applications**
- **Unfinished top and back**

LWZR	18 x 35 x 28	92.5	115	11	\$2870
LWZR.5	18 x 34 x 28	92.5	115	11	\$2870

For use **under a freestanding worksurface (22", 24", 30" or 36"D)**. Top drilled to attach to worksurface. One file drawer on **right**, two box drawers on **left** and one lateral file drawer on bottom. File drawer and lateral file drawer lock. One pencil tray. **Not for stacking materials on lateral file drawer bottom.**

- **Specify LWZR for kneespace applications**
- **Unfinished top and back**

LWOB36	18 x 35 x 28	100	92	11	\$1372
LWOB30	18 x 30 x 28	100	77	9	\$1235

For use **under a freestanding worksurface (22", 24", 30" or 36"D)**. Top drilled to attach to worksurface. One adjustable veneer shelf.

- **Unfinished top and back**

LETTER

LWWE	23 x 16 x 28	92.5	72	6	\$2001
LWE	18 x 16 x 28	92.5	70	5	\$1777

LEGAL

LWWLE	23 x 19 x 28	92.5	85	7	\$2339
LWLE	18 x 19 x 28	92.5	83	6	\$2072

For use **under a freestanding worksurface (22", 24", 30" or 36"D)**. Top drilled to attach to worksurface. **Two file drawers.** Lock secures all drawers.

- **For 22" or 24"D worksurface, order LWE or LWLE. For 30" or 36"D worksurface, order LWWLE or LWLE.**
- **Unfinished top and back**

LETTER

LWWD	23 x 16 x 28	92.5	72	6	\$2001
LWD	19.1 x 16 x 28	92.5	70	5	\$1777

LEGAL

LWWLD	23 x 19 x 28	92.5	85	7	\$2339
LWLD	19.1 x 19 x 28	92.5	83	6	\$2072

For use **under a freestanding worksurface (22", 24", 30" or 36"D)**. Top drilled to attach to worksurface. **Two box and one file drawers.** One pencil tray. Lock secures all drawers.

- **For 22" or 24"D worksurface, order LWD or LWLD. For 30" or 36"D worksurface, order LWWD or LWWLD.**
- **Unfinished top and back**

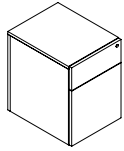
Required Specifications

Veneer Finish
Edge

STORAGE MODULES - FREESTANDING

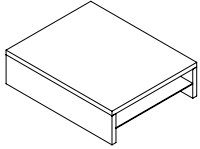
MODEL#	DIMENSIONS	FREIGHT CLASS	WT/LBS.	CUBIC FT.	LIST PRICE
--------	------------	---------------	---------	-----------	------------

D x W x H



Box/File Freestanding Pedestal

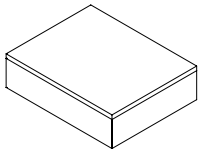
LWBM	18 x 16 x 21	85	70	5	\$1481
LWWBM	24 x 16 x 21	85	75	6	\$1738

One box and one file drawer. One pencil tray. Lock secures all drawers. Finished back.

Spacer

LSPBOX1620	20 x 16 x 4.8	125	15	2	\$525
------------	---------------	-----	----	---	--------------

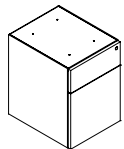
For use with 23" high credenzas to support an overlapping return. Includes shelf for paper management.



Spacer, Closed

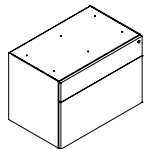
LSPBOX1620C	20 x 16 x 4.8	125	15	2	\$580
-------------	---------------	-----	----	---	--------------

For use with 23" high credenzas to support an overlapping return.



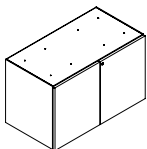
Box/File Pedestal

LWB15	18 x 16 x 19.5	70	50	3	\$1268
-------	----------------	----	----	---	---------------

One box and one file drawer. One pencil tray. Lock secures all drawers. Finished back. **For use with 23" high credenza shell.**

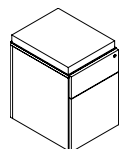
Box/Lateral File Pedestal

LWB36	18 x 36 x 19.5	92.5	115	11	\$2306
LWB30	18 x 30 x 19.5	92.5	96	9	\$2017

One box and one lateral file drawer. One pencil tray. Lock secures all drawers. Finished back. **For use with 23" high credenza shell.**

Storage Cabinet w/Doors

LWMH19.5	20 x 36 x 29	92.5	130	12	\$1427
LWGH19.5	20 x 30 x 29	92.5	107	10	\$1610

Includes one adjustable shelf. Standard with lock. **For use with 23" high credenza shell.**

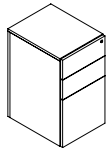
Box/File Freestanding Pedestal Mobile, with Cushion

LWBMCU	18 x 16 x 24	85	70	5	\$2228
LWWBMCU	24 x 16 x 24	85	75	6	\$2543

One box and one file drawer. One pencil tray. Lock secures all drawers. Casters.**Required Specifications**Veneer Finish
Edge

STORAGE MODULES - FREESTANDING

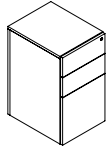
MODEL# DIMENSIONS FREIGHT CLASS WT/LBS. CUBIC FT. LIST PRICE



Box/Box/File Freestanding Pedestal

D x W x H						
LWDB	18 x 16 x 28	85	70	5		\$1777
LWWDB	24 x 16 x 28	85	75	6		\$2043

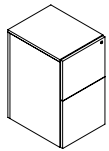
Two box and one file drawer. One pencil tray. Lock secures all drawers. Finished back.



Box/Box/File Module, Mobile

LWDM	18 x 16 x 28	85	70	5		\$1911
LWWDM	24 x 16 x 28	85	75	6		\$2194

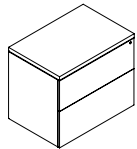
Two box and one file drawer. One pencil tray. Lock secures all drawers. Casters.



File/File Module, Mobile

LWEM	18 x 16 x 28	85	70	5		\$2072
LWWEM	24 x 16 x 28	85	75	6		\$2227

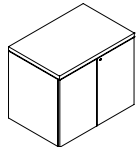
Two file drawer. Lock secures all drawers. Casters.



File/File Module, Lateral

LF3624	24 x 36 x 29	85	184	15		\$3277
LN3024	24 x 30 x 29	85	153	12		\$2870
LF3620	20 x 36 x 29	85	159	12		\$2461
LN3020	20 x 30 x 29	85	131	10		\$2152

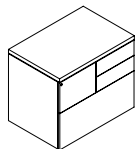
Two lateral file drawers. Lock secures all drawers.



Storage Cabinet w/Doors

LBD3624	24 x 36 x 29	92.5	152	15		\$2230
LBD3024	24 x 30 x 29	92.5	127	12		\$1958
LBD3620	20 x 36 x 29	92.5	130	12		\$1760
LBD3020	20 x 30 x 29	92.5	107	10		\$1534

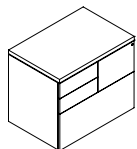
Includes one adjustable shelf. Standard with lock.



Mixed Storage Cabinet - LEFT

LZL3624	24 x 36 x 29	85	184	15		\$3559
LZL3620	20 x 36 x 29	85	170	13		\$2796

One file drawer on the **left**, two box drawers on the **right** and one lateral file drawer on the bottom. File drawer and lateral file drawer lock. One pencil tray. **Not for stacking materials on lateral file drawer bottom.**



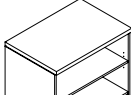
Mixed Storage Cabinet - RIGHT

LZR3624	24 x 36 x 29	85	184	15		\$3559
LZR3620	20 x 36 x 29	85	170	13		\$2796

One file drawer on the **right**, two box drawers on the **left** and one lateral file drawer on the bottom. File drawer and lateral file drawer lock. One pencil tray. **Not for stacking materials on lateral file drawer bottom.**

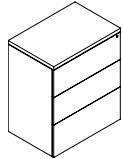
Required Specifications

Veneer Finish
 Edge

FREESTANDING STORAGE	MODEL#	DIMENSIONS D x W x H	FREIGHT CLASS	WT/LBS.	CUBIC FT.	LIST PRICE
	LOB3624	24 x 36 x 29	100	123	15	\$1792
	LOB3024	24 x 30 x 29	100	103	12	\$1566
	LOB3620	20 x 36 x 29	100	115	13	\$1411
	LOB3020	20 x 30 x 29	100	96	11	\$1228

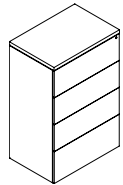
Open Storage Cabinet

One fixed and **one** adjustable veneer shelf. Shelves are ¾" thick.

**Three File Module**

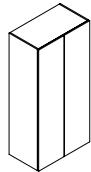
LF36243	24 x 36 x 42	92.5	231	21	\$4009
LN30243	24 x 30 x 42	92.5	193	18	\$3505
LF36203	20 x 36 x 42	92.5	212	19	\$3429
LN30203	20 x 30 x 42	92.5	176	16	\$2999

Three lateral file drawers. Lock secures all drawers.

**Four File Module**

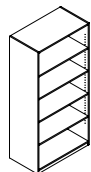
LF36244	24 x 36 x 54	92.5	297	27	\$4884
LN30244	24 x 30 x 54	92.5	248	23	\$4271
LF36204	20 x 36 x 54	92.5	270	25	\$4250
LN30204	20 x 30 x 54	92.5	225	21	\$3718

Four lateral file drawers. Lock secures all drawers.

**Storage Cabinet w/Doors**

L1D24H72	24 x 35 x 72	100	324	36	\$4266
L1D24W30H72	24 x 30 x 72	100	270	30	\$3725
L1D24W24H72	24 x 24 x 72	100	216	24	\$3182
L1H72	20 x 35 x 72	100	269	30	\$3725
L1W30H72	20 x 30 x 72	100	233	25	\$3108
L1W24H72	20 x 24 x 72	100	179	20	\$2483
L1D24	24 x 35 x 65	100	297	33	\$3912
L1D24W30	24 x 30 x 65	100	248	28	\$3424
L1D24W24	24 x 24 x 65	100	198	22	\$2936
L1W35	20 x 35 x 65	100	245	28	\$3417
L1W30	20 x 30 x 65	100	202	23	\$2848
L1W24	20 x 24 x 65	100	163	18	\$2281

Includes four adjustable shelves. Standard with lock.

**Open Storage Cabinet**

L7D24H72	24 x 35 x 72	100	306	36	\$3417
L7D24W30H72	24 x 30 x 72	100	255	30	\$2989
L7H72	20 x 35 x 72	100	257	30	\$2985
L7W30H72	20 x 30 x 72	100	223	25	\$2483
L7D24	24 x 35 x 65	100	281	33	\$3135
L7D24W30	24 x 30 x 65	100	234	28	\$2741
L7	20 x 35 x 65	100	234	28	\$2736
L7W30	20 x 30 x 65	100	193	23	\$2281

Includes one fixed and **four** adjustable veneer shelves. Shelves are ¾" thick.

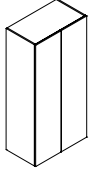
Required Specifications

Veneer Finish
Edge (file modules)

FREESTANDING STORAGE

MODEL# DIMENSIONS FREIGHT CLASS WT/LBS. CUBIC FT. LIST PRICE

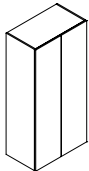
D x W x H



Wardrobe Cabinet

L2D24H72	24 x 35 x 72	100	324	36	\$3636
L2D24W30H72	24 x 30 x 72	100	270	30	\$3181
L2D24W24H72	24 x 24 x 72	100	216	24	\$2724
L2H72	20 x 35 x 72	100	269	30	\$3178
L2W30H72	20 x 30 x 72	100	233	25	\$2700
L2W24H72	20 x 24 x 72	100	179	20	\$2155
L2D24	24 x 35 x 65	100	297	33	\$3333
L2D24W30	24 x 30 x 65	100	246	28	\$2918
L2D24W24	24 x 24 x 65	100	198	22	\$2503
L2	20 x 35 x 65	100	245	28	\$2962
L2W30	20 x 30 x 65	100	202	23	\$2474
L2W24	20 x 24 x 65	100	163	18	\$1980

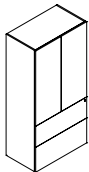
Includes full length hanging rod and fixed hat shelf.



Wardrobe Cabinet/Shelving Combo

L25D24H72	24 x 35 x 72	100	324	36	\$4785
L25D24W30H72	24 x 30 x 72	100	270	30	\$4187
L25D24W24H72	24 x 24 x 72	100	216	24	\$3690
L25H72	20 x 35 x 72	100	269	30	\$4174
L25W30H72	20 x 30 x 72	100	233	25	\$3483
L25W24H72	20 x 24 x 72	100	179	20	\$2790
L25D24	24 x 35 x 65	100	297	33	\$4391
L25D24W30	24 x 30 x 65	100	246	28	\$3836
L25D24W24	24 x 24 x 65	100	198	22	\$3289
L25	20 x 35 x 65	100	245	28	\$3826
L25W30	20 x 30 x 65	100	202	23	\$3193
L25W24	20 x 24 x 65	100	163	18	\$2559

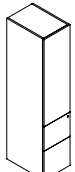
Wardrobe compartment on **left** includes hanging rod and fixed hat shelf. Storage compartment on **right** includes three adjustable shelves.



Two File Module w/Doors

L13D24H72	24 x 35 x 72	100	324	36	\$5279
L13D24W30H72	24 x 30 x 72	100	270	30	\$4620
L13H72	20 x 35 x 72	100	269	30	\$4611
L13W30H72	20 x 30 x 72	100	233	25	\$3846
L13D24	24 x 35 x 65	100	297	33	\$4842
L13D24W30	24 x 30 x 65	100	248	28	\$4232
L13	20 x 35 x 65	100	245	28	\$4228
L13W30	20 x 30 x 65	100	202	23	\$3526

Two lateral file drawers on bottom. Includes **two** adjustable shelves. Upper lock secures storage compartment. Lower lock secures two file drawers. **Not for stacking materials on lateral file drawer bottom.**



Two File Module w/Door - LEFT

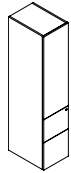
L17D24H72L	24 x 16 x 72	125	99	15	\$3633
L17H72L	20 x 16 x 72	125	90	13	\$3090
L17D24L	24 x 16 x 65	125	91	13	\$3369
L17L	20 x 16 x 65	125	83	12	\$2833

Two file drawers on bottom. Includes two adjustable shelves. Upper lock secures storage compartment. Lower lock secures two file drawers. Handle is on the **right**, door opens to the **left**.

Required Specifications

Veneer Finish

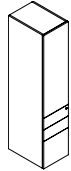
FREESTANDING STORAGE



Two File Module w/Door - RIGHT

MODEL#	DIMENSIONS D x W x H	FREIGHT CLASS	WT/LBS.	CUBIC FT.	LIST PRICE
L17D24H72R	24 x 16 x 72	125	99	15	\$3633
L17H72R	20 x 16 x 72	125	90	13	\$3090
L17D24R	24 x 16 x 65	125	91	13	\$3369
L17R	20 x 16 x 65	125	83	12	\$2833

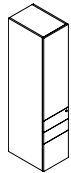
Two file drawers on bottom. Includes two adjustable shelves. Upper lock secures storage compartment. Lower lock secures two file drawers. Handle is on the **left**, door opens to the **right**.



Box/Box/File Module w/Door - LEFT

L18D24H72L	24 x 16 x 72	125	99	15	\$3633
L18H72L	20 x 16 x 72	125	90	13	\$3090
L18D24L	24 x 16 x 65	125	91	13	\$3369
L18L	20 x 16 x 65	125	83	12	\$2833

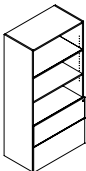
Two box drawers and one file drawer on bottom. Includes two adjustable shelves. Upper lock secures storage compartment. Lower lock secures all drawers. Handle is on the **right**, door opens to the **left**.



Box/Box/File Module w/Door - RIGHT

L18D24H72R	24 x 16 x 72	125	99	15	\$3633
L18H72R	20 x 16 x 72	125	90	13	\$3090
L18D24R	24 x 16 x 65	125	91	13	\$3369
L18R	20 x 16 x 65	125	83	12	\$2833

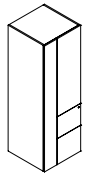
Two box drawers and one file drawer on bottom. Includes two adjustable shelves. Upper lock secures storage compartment. Lower lock secures all drawers. Handle is on the **left**, door opens to the **right**.



Two File Module w/Open Shelves

L12D24H72	24 x 35 x 72	100	324	36	\$4637
L12D24W30H72	24 x 30 x 72	100	270	30	\$4056
L12H72	20 x 35 x 72	100	269	30	\$4047
L12W30H72	20 x 30 x 72	100	233	25	\$3541
L12D24	24 x 35 x 65	100	297	33	\$4250
L12D24W30	24 x 30 x 65	100	248	28	\$3718
L12	20 x 35 x 65	100	245	28	\$3706
L12W30	20 x 30 x 65	100	239	23	\$3096

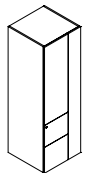
Three open veneer shelves and two lateral file drawers on bottom. Includes two adjustable shelves. Lock secures all drawers. Front-to-back and side-to-side filing. **Not for stacking materials on lateral file drawer bottom.**



Personal Tower - LEFT

L29D24W24H72L	24 x 24 x 72	125	168	24	\$5405
L29W24H72L	20 x 24 x 72	125	140	20	\$4418
L29D24W24L	24 x 24 x 65	125	154	22	\$4851
L29W24L	20 x 24 x 65	125	128	18	\$4002

Two file drawers on bottom. Wardrobe compartment on **left** includes hanging rod. Storage compartment on **right** includes one adjustable shelf. Upper lock secures storage and wardrobe compartments. Lower lock secures all drawers.



Personal Tower - RIGHT

L29D24W24H72R	24 x 24 x 72	125	168	24	\$5405
L29W24H72R	20 x 24 x 72	125	140	20	\$4418
L29D24W24R	24 x 24 x 65	125	154	22	\$4851
L29W24R	20 x 24 x 65	125	128	18	\$4002

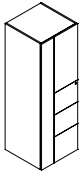
Two file drawers on bottom. Wardrobe compartment on **right** includes hanging rod. Storage compartment on **left** includes one adjustable shelf. Upper lock secures storage and wardrobe compartments. Lower lock secures all drawers.

Required Specifications

Veneer Finish

FREESTANDING STORAGE

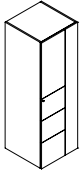
MODEL# DIMENSIONS FREIGHT CLASS WT/LBS. CUBIC FT. LIST PRICE



Personal Tower - LEFT

D x W x H						
L27D24W24H72L	24 x 24 x 72	125	168	24		\$5961
L27W24H72L	20 x 24 x 72	125	140	20		\$5212
L27D24W24L	24 x 24 x 65	125	154	22		\$5469
L27W24L	20 x 24 x 65	125	128	18		\$4774

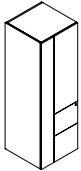
Three file drawers on bottom. Wardrobe compartment on **left** includes hanging rod. Storage compartment on **right** includes one adjustable shelf. Upper lock secures storage and wardrobe compartments. Lower lock secures all drawers.



Personal Tower - RIGHT

L27D24W24H72R	24 x 24 x 72	125	168	24		\$5961
L27W24H72R	20 x 24 x 72	125	140	20		\$5212
L27D24W24R	24 x 24 x 65	125	154	22		\$5469
L27W24R	20 x 24 x 65	125	128	18		\$4774

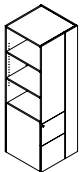
Three file drawers on bottom. Wardrobe compartment on **right** includes hanging rod. Storage compartment on **left** includes one adjustable shelf. Upper lock secures storage and wardrobe compartments. Lower lock secures all drawers.



Personal Tower w/Open Bookcase - LEFT

L30D24W24H72L	24 x 24 x 72	125	168	24		\$5405
L30W24H72L	20 x 24 x 72	125	140	20		\$4418
L30D24W24L	24 x 24 x 65	125	154	22		\$4851
L30W24L	20 x 24 x 65	125	128	18		\$4002

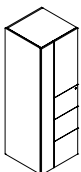
Two file drawers on bottom. Wardrobe compartment on **left** includes hanging rod. Storage compartment on **right** includes one adjustable shelf. Open bookcase on **right** includes two adjustable shelves. Upper lock secures storage and wardrobe compartments. Lower lock secures all drawers.



Personal Tower w/Open Bookcase - RIGHT

L30D24W24H72R	24 x 24 x 72	125	168	24		\$5405
L30W24H72R	20 x 24 x 72	125	140	20		\$4418
L30D24W24R	24 x 24 x 65	125	154	22		\$4851
L30W24R	20 x 24 x 65	125	128	18		\$4002

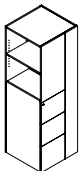
Two file drawers on bottom. Wardrobe compartment on **right** includes hanging rod. Storage compartment on **left** includes one adjustable shelf. Open bookcase on **left** includes two adjustable shelves. Upper lock secures storage and wardrobe compartments. Lower lock secures all drawers.



Personal Tower w/Open Bookcase - LEFT

L26D24W24H72L	24 x 24 x 72	125	168	24		\$5961
L26W24H72L	20 x 24 x 72	125	140	20		\$5901
L26D24W24L	24 x 24 x 65	125	154	22		\$5469
L26W24L	20 x 24 x 65	125	128	18		\$5452

Three file drawers on bottom. Wardrobe compartment on **left** includes hanging rod. Storage compartment on **right** includes one adjustable shelf. Open bookcase on **right** includes one adjustable shelf. Upper lock secures storage and wardrobe compartments. Lower lock secures all drawers.



Personal Tower w/Open Bookcase - RIGHT

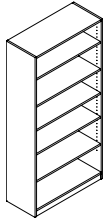
L26D24W24H72R	24 x 24 x 72	125	168	24		\$5961
L26W24H72R	20 x 24 x 72	125	140	20		\$5901
L26D24W24R	24 x 24 x 65	125	154	22		\$5469
L26W24R	20 x 24 x 65	125	128	18		\$5452

Three file drawers on bottom. Wardrobe compartment on **right** includes hanging rod. Storage compartment on **left** includes one adjustable shelf. Open bookcase on **left** includes one adjustable shelf. Upper lock secures storage and wardrobe compartments. Lower lock secures all drawers.

Required Specifications

Veneer Finish

FREESTANDING STORAGE



Bookcase

MODEL#	DIMENSIONS D x W x H	FREIGHT CLASS	WT/LBS.	CUBIC FT.	LIST PRICE
LB73615	15 x 35 x 78	100	228	24	\$2431
LB63615	15 x 35 x 72	100	210	23	\$2243
LB53615	15 x 35 x 65	100	210	23	\$2065
LB73015	15 x 30 x 78	92.5	228	20	\$2126
LB63015	15 x 30 x 72	92.5	210	19	\$1958
LB53015	15 x 30 x 65	92.5	188	17	\$1807

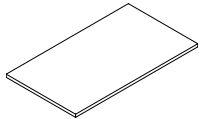
Includes **adjustable** shelves. Shelf is 3/4" thick.



End Shelf - 72" High - Square

LB7S1515	15 x 15 x 78	100	95	10	\$1916
LB6S1515	15 x 15 x 72	100	83	9	\$1764
LB5S1515	15 x 15 x 65	100	81	9	\$1624
LB4S1515	15 x 15 x 48	100	59	6	\$1341

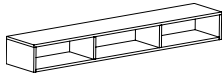
For use at end of **storage modules, wardrobe cabinets or personal towers**. Includes **adjustable** veneer shelves. Shipped RTA (ready to assemble).



Shelf for Bookcase

MAG3624	24 x 35 x 1	92.5	112	10	\$171
MAG3620	20 x 35 x 1	92.5	92	9	\$146
MAG3615	15 x 35 x 1	92.5	81	8	\$123
MAG3024	24 x 30 x 1	92.5	94	9	\$146
MAG3020	20 x 30 x 1	100	76	8	\$116
MAG3015	15 x 30 x 1	100	67	8	\$102

FLOATING SHELF



Wall Mounted Open Storage

MODEL#	DIMENSIONS	FREIGHT CLASS	WT/LBS.	CUBIC FT.	LIST PRICE
CBYF096D12H8	12 x 96 x 8	125	78	10	\$2688
CBYF064D12H8	12 x 64 x 8	125	50	8	\$1758
CBYF032D12H8	12 x 32 x 8	100	35	4	\$1593

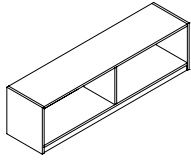
To be used as a stand alone unit.

Required Specifications

Veneer finish

WALLMOUNT STORAGE

MODEL# DIMENSIONS FREIGHT CLASS WT/LBS. CUBIC FT. LIST PRICE

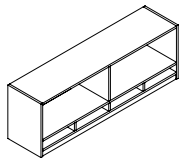


Open Front Overhead Storage

	D x W x H				
CSF072	15 x 72 x 17	92.5	100	10	\$1840
CSF066	15 x 66 x 17	100	83	9	\$1689
CSF060	15 x 60 x 17	100	75	8	\$1540
CSF054	15 x 54 x 17	100	68	7	\$1390
CSF048	15 x 48 x 17	100	60	7	\$1235
CSF042	15 x 42 x 17	100	55	6	\$1138
CSF036	15 x 36 x 17	92.5	50	5	\$1121
CSF030	15 x 30 x 17	92.5	45	4	\$1099

Includes pre-mounted "J" brackets for wall mount applications.

- **NOTE:** Care should be taken to mount the units. Units should be mounted to wall studs using correct fasteners. Failure to do so may result in collapse of the unit and subsequent personal injury. **Mounting hardware not included.** Mounting hardware used should be based on wall material. Consult an installation professional for proper wall mounting.

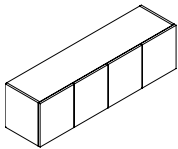


Open Front Overhead Storage - Pigeon-Hole Storage

CSFOP72	15 x 72 x 20	92.5	100	12	\$2210
CSFOP66	15 x 66 x 20	100	83	11	\$2030
CSFOP60	15 x 60 x 20	100	75	10	\$1844
CSFOP54	15 x 54 x 20	100	68	9	\$1663
CSFOP48	15 x 48 x 20	100	60	8	\$1473
CSFOP42	15 x 42 x 20	100	55	7	\$1385
CSFOP36	15 x 36 x 20	92.5	50	6	\$1346
CSFOP30	15 x 30 x 20	92.5	45	5	\$1326

Includes pre-mounted "J" brackets for wall mount applications. Horizontal pigeon-hole storage on bottom of overhead.

- **NOTE:** Care should be taken to mount the units. Units should be mounted to wall studs using correct fasteners. Failure to do so may result in collapse of the unit and subsequent personal injury. **Mounting hardware not included.** Mounting hardware used should be based on wall material. Consult an installation professional for proper wall mounting.

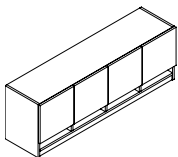


Closed Front Overhead Storage with Hinge Doors

CSF72	15 x 72 x 17	92.5	100	10	\$2270
CSF66	15 x 66 x 17	100	83	9	\$2082
CSF60	15 x 60 x 17	100	75	8	\$1887
CSF54	15 x 54 x 17	100	68	7	\$1701
CSF48	15 x 48 x 17	100	60	7	\$1512
CSF42	15 x 42 x 17	100	55	6	\$1390
CSF36	15 x 36 x 17	92.5	50	5	\$1364
CSF30	15 x 30 x 17	92.5	45	4	\$1341

Includes pre-mounted "J" brackets for wall mount applications.

- **NOTE:** Care should be taken to mount the units. Units should be mounted to wall studs using correct fasteners. Failure to do so may result in collapse of the unit and subsequent personal injury. **Mounting hardware not included.** Mounting hardware used should be based on wall material. Consult an installation professional for proper wall mounting.



Closed Front Overhead Storage with Hinge Doors & Pigeon-Hole Storage

CSFP72	15 x 72 x 20	92.5	100	12	\$2720
CSFP66	15 x 66 x 20	100	83	11	\$2495
CSFP60	15 x 60 x 20	100	75	10	\$2270
CSFP54	15 x 54 x 20	100	68	9	\$2043
CSFP48	15 x 48 x 20	100	60	8	\$1813
CSFP42	15 x 42 x 20	100	55	7	\$1720
CSFP36	15 x 36 x 20	92.5	50	6	\$1637
CSFP30	15 x 30 x 20	92.5	45	5	\$1610

Includes pre-mounted "J" brackets for wall mount applications. Horizontal pigeon-hole storage on bottom of overhead.

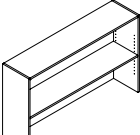
- **NOTE:** Care should be taken to mount the units. Units should be mounted to wall studs using correct fasteners. Failure to do so may result in collapse of the unit and subsequent personal injury. **Mounting hardware not included.** Mounting hardware used should be based on wall material. Consult an installation professional for proper wall mounting.

Required Specifications

Veneer Finish
 Laminate Finish
 Handle Style

Optional Specifications

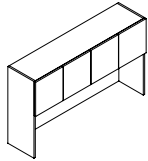
Grommet

HUTCHES	MODEL#	DIMENSIONS D x W x H	FREIGHT CLASS	WT/LBS.	CUBIC FT.	LIST PRICE
	L72CL36	14 x 72 x 36	125	155	23	\$2060
	L66CL36	14 x 66 x 36	125	140	21	\$1911
	L60CL36	14 x 60 x 36	125	130	19	\$1694
	L48CL36	14 x 48 x 36	125	110	15	\$1615
	L42CL36	14 x 42 x 36	125	95	13	\$1466
	L36CL36	14 x 36 x 36	125	80	11	\$1369
	L30CL36	14 x 30 x 36	125	67	9	\$1142

Open Hutch with Closed Back

One adjustable shelf. Closed back. All hutches shipped pre-assembled.

- **A Tackboard cannot be used with this hutch.**

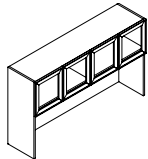


Closed Hutch w/Veneer Doors 36" High

L108SH36	15 x 108 x 36	125	268	34	\$5011
L102SH36	15 x 102 x 36	125	254	32	\$4733
L96SH36	15 x 96 x 36	100	241	30	\$4452
L90SH36	15 x 90 x 36	100	227	28	\$4174
L84SH36	15 x 84 x 36	100	214	26	\$3900
L78SH36	15 x 78 x 36	100	200	24	\$3622
L72SH36	15 x 72 x 36	100	187	23	\$3342
L66SH36	15 x 66 x 36	100	173	21	\$3218
L60SH36	15 x 60 x 36	100	160	19	\$3063
L36SH36	15 x 36 x 36	100	94	11	\$2090
L30SH36	15 x 30 x 36	100	78	9	\$1831

One fixed shelf. Closed back features one grommet. All hutches shipped pre-assembled.

- Models 108" w have three fixed shelf dividers.
- Models 84" w- 102" w have two fixed shelf dividers.
- Models 60" w - 78" w have one fixed shelf divider.
- *Clearance from worksurface to valance is 19.5".*



Closed Hutch w/Glass Doors 36" High

L108SH36G	15 x 108 x 36	125	268	34	\$7320
L102SH36G	15 x 102 x 36	125	254	32	\$6606
L96SH36G	15 x 96 x 36	100	241	30	\$6299
L90SH36G	15 x 90 x 36	100	227	28	\$5973
L84SH36G	15 x 84 x 36	100	214	26	\$5665
L78SH36G	15 x 78 x 36	100	200	24	\$5360
L72SH36G	15 x 72 x 36	100	187	23	\$4679
L66SH36G	15 x 66 x 36	100	173	21	\$4482
L60SH36G	15 x 60 x 36	100	160	19	\$4275
L36SH36G	15 x 36 x 36	100	94	11	\$2736
L30SH36G	15 x 30 x 36	100	78	9	\$2441

One fixed shelf. Closed back features one grommet. Aluminum frame available in Tungsten finish only. All hutches shipped pre-assembled. Translucent, screened glass.

- Models 108" w have three fixed shelf dividers.
- Models 84" w- 102" w have two fixed shelf dividers.
- Models 60" w - 78" w have one fixed shelf divider.
- *Clearance from worksurface to valance is 19.5".*
- **Locks are not available on hutches with Glass Doors.**

Required Specifications

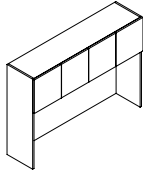
Veneer Finish

HUTCHES

MODEL# DIMENSIONS FREIGHT CLASS WT/LBS. CUBIC FT. LIST PRICE

D x W x H

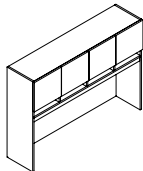
L108SH42	15 x 108 x 42	125	307	39	\$5844
L102SH42	15 x 102 x 42	125	290	37	\$5515
L96SH42	15 x 96 x 42	100	273	35	\$5195
L90SH42	15 x 90 x 42	100	256	33	\$4867
L84SH42	15 x 84 x 42	100	239	31	\$4545
L78SH42	15 x 78 x 42	100	222	38	\$4223
L72SH42	15 x 72 x 42	100	205	26	\$3897
L66SH42	15 x 66 x 42	100	188	24	\$3756
L60SH42	15 x 60 x 42	100	171	22	\$3572
L36SH42	15 x 36 x 42	100	102	13	\$2435
L30SH42	15 x 30 x 42	100	85	11	\$2134



Closed Hutch w/Veneer Doors 42" H

One fixed shelf. Closed back features one grommet. All hutches shipped pre-assembled.

- Models 108" w have three fixed shelf dividers.
- Models 84" w- 102" w have two fixed shelf dividers.
- Models 60" w - 78" w have one fixed shelf divider.
- Clearance from worksurface to valance is 19.5".

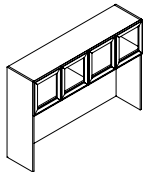


Closed Hutch w/Veneer Doors Pigeon-Hole Storage, 42" High

L108SHP42	15 x 108 x 42	125	307	39	\$7012
L102SHP42	15 x 102 x 42	125	290	37	\$6622
L96SHP42	15 x 96 x 42	100	273	35	\$6231
L90SHP42	15 x 90 x 42	100	256	33	\$5844
L84SHP42	15 x 84 x 42	100	239	31	\$5452
L78SHP42	15 x 78 x 42	100	222	38	\$5064
L72SHP42	15 x 72 x 42	100	205	26	\$4673
L66SHP42	15 x 66 x 42	100	188	24	\$4501
L60SHP42	15 x 60 x 42	100	171	22	\$4288
L36SHP42	15 x 36 x 42	100	102	13	\$2923
L30SHP42	15 x 30 x 42	100	85	11	\$2559

One fixed shelf. Closed back features one grommet. Horizontal pigeon-hole storage top mounted to hutch. All hutches shipped pre-assembled.

- Models 120" w- 108" w have three fixed shelf dividers.
- Models 84" w- 102" w have two fixed shelf dividers.
- Models 60" w - 78" w have one fixed shelf divider.
- Clearance from worksurface to valance is 21.5".



Closed Hutch w/Glass Doors 42" High

L108SH42G	15 x 108 x 42	125	307	39	\$7711
L102SH42G	15 x 102 x 42	125	290	37	\$6960
L96SH42G	15 x 96 x 42	100	273	35	\$6626
L90SH42G	15 x 90 x 42	100	256	33	\$6294
L84SH42G	15 x 84 x 42	100	239	31	\$5961
L78SH42G	15 x 78 x 42	100	222	38	\$5634
L72SH42G	15 x 72 x 42	100	205	26	\$4861
L66SH42G	15 x 66 x 42	100	188	24	\$4695
L60SH42G	15 x 60 x 42	100	171	22	\$4524
L36SH42G	15 x 36 x 42	100	102	13	\$2892
L30SH42G	15 x 30 x 42	100	85	11	\$2571

One fixed shelf. Closed back features one grommet. Aluminum frame available in Tungsten finish only. All hutches shipped pre-assembled. Translucent, screened glass.

- Models 120" w- 108" w have three fixed shelf dividers.
- Models 84" w- 102" w have two fixed shelf dividers.
- Models 60" w - 78" w have one fixed shelf divider.
- Clearance from worksurface to valance is 25.5".
- Locks are not available on hutches with Glass Doors.

Required Specifications

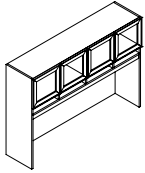
Veneer Finish

HUTCHES

MODEL# DIMENSIONS FREIGHT CLASS WT/LBS. CUBIC FT. LIST PRICE

D x W x H

L108SHP42G	15 x 108 x 42	125	307	39	\$8773
L102SHP42G	15 x 102 x 42	125	290	37	\$7963
L96SHP42G	15 x 96 x 42	100	273	35	\$7589
L90SHP42G	15 x 90 x 42	100	256	33	\$7706
L84SHP42G	15 x 84 x 42	100	239	31	\$6778
L78SHP42G	15 x 78 x 42	100	222	38	\$6391
L72SHP42G	15 x 72 x 42	100	205	26	\$5571
L66SHP42G	15 x 66 x 42	100	188	24	\$5386
L60SHP42G	15 x 60 x 42	100	171	22	\$5136
L36SHP42G	15 x 36 x 42	100	102	13	\$3336
L30SHP42G	15 x 30 x 42	100	85	11	\$2977



**Closed Hutch w/Glass Doors
Pigeon-Hole Storage, 42" High**

One fixed shelf. Closed back features one grommet. Aluminum frame available in Tungsten finish only. Horizontal pigeon-hole storage top mounted to hutch. All hutches shipped pre-assembled. Translucent, screened glass.

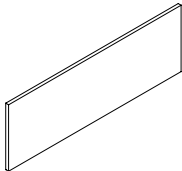
- Models 120"w- 108"w have three fixed shelf dividers.
- Models 84"w- 102"w have two fixed shelf dividers.
- Models 60"w - 78"w have one fixed shelf divider.
- *Clearance from worksurface to valance is 21.5"*.
- **Locks are not available on hutches with Glass Doors.**

TACKBOARDS FOR HUTCHES AND OVERHEAD STORAGE

TACKBOARD Notes: Tackboards can be upholstered in all of the following fabrics:

- Grade 1:** Hudson, Jenny, Quilt, Terrace, Urban, Waterfall
- Grade 2:** Couture, Imprint, Lola, Match, Replay, Silhouette
- Grade 3:** Anchorage, Merge

LTS108	1 x 108 x 20	92.5	23	2	\$893	\$1120
LTS102	1 x 102 x 20	100	19	2	\$843	\$1056
LTS96	1 x 96 x 20	70	17	1	\$795	\$998
LTS90	1 x 90 x 20	70	15	1	\$745	\$935
LTS84	1 x 84 x 20	85	14	1	\$698	\$877
LTS78	1 x 78 x 20	85	13	1	\$642	\$806
LTS72	1 x 72 x 20	85	12	1	\$597	\$750
LTS66	1 x 66 x 20	92.5	11	1	\$539	\$677
LTS60	1 x 60 x 20	92.5	10	1	\$499	\$627
LTS36	1 x 36 x 20	125	8	1	\$302	\$383
LTS30	1 x 30 x 20	150	5	1	\$252	\$317



Tackboard for Hutch

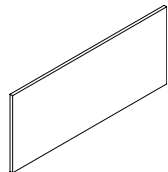
For use on **36"H** hutches (**L_SH36, L_SH36G**). **Factory installed**, with velcro tape. Please specify hutch to be installed on. See "tackboard notes" exact fabric availability.

- **Not for use on non-Lufton hutches.**

LTS108H26	1 x 108 x 26	70	30	2	\$1158	\$1450
LTS102H26	1 x 102 x 26	85	24	2	\$1095	\$1373
LTS96H26	1 x 96 x 26	92.5	22	2	\$1030	\$1291
LTS90H26	1 x 90 x 26	92.5	20	2	\$971	\$1216
LTS84H26	1 x 84 x 26	100	18	2	\$901	\$1129
LTS78H26	1 x 78 x 26	100	17	2	\$834	\$1046
LTS72H26	1 x 72 x 26	70	16	1	\$774	\$971
LTS66H26	1 x 66 x 26	85	14	1	\$707	\$887
LTS60H26	1 x 60 x 26	85	13	1	\$642	\$806
LTS36H26	1 x 36 x 26	100	8	1	\$391	\$493
LTS30H26	1 x 30 x 26	150	5	1	\$327	\$412

For use on **42"H** hutches (**L_SH42, L_SH42**). **Factory installed**, with velcro tape. Please specify hutch to be installed on. See "tackboard notes" exact fabric availability.

- **Not for use on non-Lufton hutches.**



Tackboard for Hutch

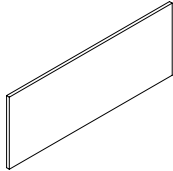
Required Specifications

- Veneer Finish
- Fabric (Tackboard)

TACKBOARDS FOR OVERHEAD STORAGE

MODEL# DIMENSIONS FREIGHT CLASS WT/LBS. CUBIC FT. GR. 1-3 GR. 4-5

D x W x H

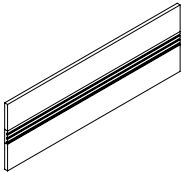


Tackboard for Hutch

LTSP108H23	1 x 108 x 23	70	30	2	\$1001	\$1256
LTSP102H23	1 x 102 x 23	85	24	2	\$959	\$1201
LTSP96H23	1 x 96 x 23	92.5	20	2	\$897	\$1124
LTSP90H23	1 x 90 x 23	92.5	20	1	\$843	\$1056
LTSP84H23	1 x 84 x 23	70	18	1	\$781	\$979
LTSP78H23	1 x 78 x 23	70	17	1	\$729	\$914
LTSP72H23	1 x 72 x 23	70	16	1	\$676	\$847
LTSP66H23	1 x 66 x 23	85	14	1	\$615	\$774
LTSP60H23	1 x 60 x 23	85	13	1	\$578	\$710
LTSP36H23	1 x 36 x 23	100	8	1	\$338	\$425
LTSP30H23	1 x 30 x 23	150	5	1	\$285	\$358

For use on 42"H hutches (L_SHP42, L_SHP42G) with Pigeon-Hole Storage. **Factory installed**, with velcro tape. Please specify hutch to be installed on. See "tackboard notes" exact fabric availability.

- Not for use on non-Lufton hutches.

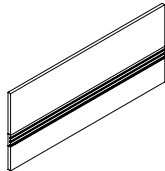


Tackboard for Hutch - Accessory Rail

LTSAS108	1 x 108 x 20	92.5	23	2	\$1578	\$1977
LTSAS102	1 x 102 x 20	100	19	2	\$1422	\$1780
LTSAS96	1 x 96 x 20	70	15	1	\$1402	\$1757
LTSAS90	1 x 90 x 20	70	15	1	\$1315	\$1648
LTSAS84	1 x 84 x 20	85	14	1	\$1228	\$1539
LTSAS78	1 x 78 x 20	85	13	1	\$1142	\$1431
LTSAS72	1 x 72 x 20	85	12	1	\$1050	\$1316
LTSAS66	1 x 66 x 20	92.5	11	1	\$966	\$1210
LTSAS60	1 x 60 x 20	92.5	10	1	\$879	\$1102
LTSAS36	1 x 36 x 20	125	6	1	\$525	\$660
LTSAS30	1 x 30 x 20	150	4	1	\$439	\$552

For use on 36"H hutches (L_SH36, L_SH36G). **Factory installed**, with velcro tape. Please specify hutch to be installed on. See "tackboard notes" exact fabric availability.

- Must Specify Black (E) or Tungsten (K) Accessory Rail finish.
- Not for use on non-Lufton hutches.



Tackboard for Hutch - Accessory Rail

LTSAS108H26	1 x 108 x 26	70	23	2	\$1898	\$2377
LTSAS102H26	1 x 102 x 26	85	19	2	\$1787	\$2237
LTSAS96H26	1 x 96 x 26	92.5	15	1	\$1686	\$2112
LTSAS90H26	1 x 90 x 26	92.5	15	1	\$1584	\$1985
LTSAS84H26	1 x 84 x 26	100	14	1	\$1461	\$1828
LTSAS78H26	1 x 78 x 26	100	13	1	\$1369	\$1713
LTSAS72H26	1 x 72 x 26	70	12	1	\$1243	\$1557
LTSAS66H26	1 x 66 x 26	85	11	1	\$1158	\$1450
LTSAS60H26	1 x 60 x 26	85	10	1	\$1050	\$1316
LTSAS36H26	1 x 36 x 26	100	6	1	\$632	\$794
LTSAS30H26	1 x 30 x 26	150	4	1	\$532	\$668

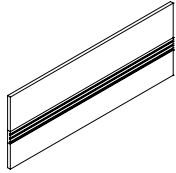
For use on 42"H hutches (L_SH42, L_SH42G). **Factory installed**, with velcro tape. Please specify hutch to be installed on. See "tackboard notes" exact fabric availability.

- Must Specify Black (E) or Tungsten (K) Accessory Rail finish.
- Not for use on non-Lufton hutches.

Required Specifications

Fabric

TACKBOARDS FOR OVERHEAD STORAGE	MODEL#	DIMENSIONS	FREIGHT CLASS	WT/LBS.	CUBIC FT.	GR. 1-3	GR. 4-5
		D x W x H					
	LTSPAS108H23	1 x 108 x 23	92.5	30	2	\$1712	\$2144
	LTSPAS102H23	1 x 102 x 23	100	24	2	\$2134	\$2670
	LTSPAS96H23	1 x 96 x 23	70	20	2	\$1523	\$1907
	LTSPAS90H23	1 x 90 x 23	70	20	2	\$1433	\$1793
	LTSPAS84H23	1 x 84 x 23	85	18	2	\$1335	\$1673
	LTSPAS78H23	1 x 78 x 23	85	17	2	\$1239	\$1552
	LTSPAS72H23	1 x 72 x 23	85	16	1	\$1142	\$1431
	LTSPAS66H23	1 x 66 x 23	92.5	14	1	\$1050	\$1316
	LTSPAS60H23	1 x 60 x 23	92.5	13	1	\$955	\$1196
	LTSPAS36H23	1 x 36 x 23	125	6	1	\$575	\$722
	LTSPAS30H23	1 x 30 x 23	150	4	1	\$482	\$605

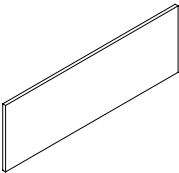


Tackboard for Hutch - Accessory Rail

For use on **42" H** hutches (**L_SHP42, L_SHP42G**) with Pigeon-Hole Storage. **Factory installed**, with velcro tape. Please specify hutch to be installed on. See "tackboard notes" exact fabric availability. List Price shown applies for all fabric grades.

- **Must Specify Black (E) or Tungsten (K) Accessory Rail finish.**
- **Not for use on non-Lufton hutches.**

WALLMOUNT TACKBOARDS	MODEL#	DIMENSIONS	FREIGHT CLASS	WT/LBS.	CUBIC FT.	GR. 1-3	GR. 4-5
	TS108	1 x 106 x 19	70	23	2	\$1370	\$1713
	TS102	1 x 100 x 19	85	19	2	\$1298	\$1623
	TS96	1 x 94 x 19	70	15	1	\$1214	\$1520
	TS90	1 x 88 x 19	70	15	1	\$1141	\$1428
	TS84	1 x 82 x 19	70	14	1	\$1069	\$1335
	TS78	1 x 76 x 19	70	13	1	\$990	\$1238
	TS72	1 x 70 x 19	70	12	1	\$557	\$698
	TS66	1 x 64 x 19	85	11	1	\$512	\$644
	TS60	1 x 58 x 19	85	10	1	\$471	\$592
	TS36	1 x 34 x 19	100	6	1	\$302	\$383
	TS30	1 x 28 x 19	150	4	1	\$251	\$316



Tackboard - Wallmounted

For use on **16.5" H** overhead storage (**CSFO_, CSF_, CSFF_**) at a finished height of **66"**. See "tackboard notes" exact fabric availability. List Price shown applies for all fabric grades.

- **NOTE:** Care should be taken to mount the units. Units should be mounted to wall studs using correct fasteners. Failure to do so may result in collapse of the unit and subsequent personal injury. **Mounting hardware not included.** Mounting hardware used should be based on wall material. Consult an installation professional for proper wall mounting.

TS108H26	1 x 106 x 26	70	30	2	\$1782	\$2229
TS102H26	1 x 100 x 26	85	24	2	\$1678	\$2098
TS96H26	1 x 94 x 26	92.5	20	2	\$1587	\$1986
TS90H26	1 x 88 x 26	92.5	20	2	\$1488	\$1859
TS84H26	1 x 82 x 26	100	18	2	\$1383	\$1729
TS78H26	1 x 76 x 26	100	17	2	\$1286	\$1609
TS72H26	1 x 70 x 26	70	16	1	\$714	\$897
TS66H26	1 x 64 x 26	85	14	1	\$658	\$825
TS60H26	1 x 58 x 26	85	13	1	\$601	\$755
TS36H26	1 x 34 x 26	100	8	1	\$378	\$475
TS30H26	1 x 28 x 26	150	5	1	\$317	\$401

For use on **16.5" H** overhead storage (**CSFO_, CSF_**) at a finished height of **72"**. See "tackboard notes" exact fabric availability. List Price shown applies for all fabric grades.

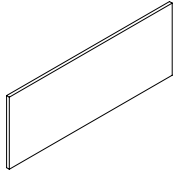
- **NOTE:** Care should be taken to mount the units. Units should be mounted to wall studs using correct fasteners. Failure to do so may result in collapse of the unit and subsequent personal injury. **Mounting hardware not included.** Mounting hardware used should be based on wall material. Consult an installation professional for proper wall mounting.

Required Specifications

Fabric

WALLMOUNT TACKBOARDS

MODEL#	DIMENSIONS	FREIGHT CLASS	WT/LBS.	CUBIC FT.	GR. 1-3	GR. 4-5
D x W x H						
TSP108H23	1 x 106 x 23	70	30	2	\$1600	\$1920
TSP102H23	1 x 100 x 23	85	24	2	\$1525	\$1831
TSP96H23	1 x 94 x 23	92.5	20	2	\$1377	\$1720
TSP90H23	1 x 88 x 23	92.5	20	1	\$1286	\$1609
TSP84H23	1 x 82 x 23	70	18	1	\$1201	\$1501
TSP78H23	1 x 76 x 23	70	17	1	\$983	\$1195
TSP72H23	1 x 70 x 23	70	16	1	\$913	\$1147
TSP66H23	1 x 64 x 23	85	14	1	\$830	\$1041
TSP60H23	1 x 58 x 23	85	13	1	\$601	\$755
TSP36H23	1 x 34 x 23	100	8	1	\$458	\$474
TSP30H23	1 x 28 x 23	150	5	1	\$379	\$403

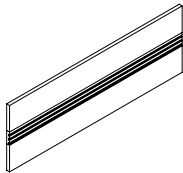


Tackboard - Wallmounted

For use on **19.5"H** overhead storage (**CSFOP_**, **CSFP_**) with Pigeon-Hole Storage **at a finished height of 72"**. See "tackboard notes" exact fabric availability. List Price shown applies for all fabric grades.

- **NOTE:** Care should be taken to mount the units. Units should be mounted to wall studs using correct fasteners. Failure to do so may result in collapse of the unit and subsequent personal injury. **Mounting hardware not included.** Mounting hardware used should be based on wall material. Consult an installation professional for proper wall mounting.

TSAS108	1 x 106 x 20	92.5	23	2	\$2120	\$2653
TSAS102	1 x 100 x 20	100	19	2	\$2007	\$2505
TSAS96	1 x 94 x 20	70	15	1	\$1880	\$2355
TSAS90	1 x 88 x 20	70	15	1	\$1765	\$2209
TSAS84	1 x 82 x 20	85	14	1	\$1646	\$2060
TSAS78	1 x 76 x 20	85	13	1	\$1533	\$1918
TSAS72	1 x 70 x 20	85	12	1	\$1412	\$1769
TSAS66	1 x 64 x 20	92.5	11	1	\$1298	\$1627
TSAS60	1 x 58 x 20	92.5	10	1	\$1177	\$1473
TSAS36	1 x 34 x 20	125	6	1	\$706	\$880
TSAS30	1 x 28 x 20	150	4	1	\$548	\$687

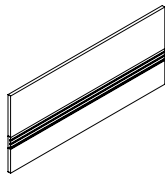


Tackboard - Accessory Rail, Wallmounted

For use on **16.5"H** overhead storage (**CSFO_**, **CSF_**) **at a finished height of 66"**. See "tackboard notes" exact fabric availability. List Price shown applies for all fabric grades.

- **Must Specify Black (E) or Tungsten (K) Accessory Rail finish.**
- **NOTE:** Care should be taken to mount the units. Units should be mounted to wall studs using correct fasteners. Failure to do so may result in collapse of the unit and subsequent personal injury. **Mounting hardware not included.** Mounting hardware used should be based on wall material. Consult an installation professional for proper wall mounting.

TSAS108H26	1 x 106 x 26	70	23	2	\$2549	\$3187
TSAS102H26	1 x 100 x 26	85	19	2	\$2403	\$3005
TSAS96H26	1 x 94 x 26	92.5	15	1	\$2258	\$2826
TSAS90H26	1 x 88 x 26	92.5	15	1	\$2126	\$2660
TSAS78H26	1 x 76 x 26	100	13	1	\$1835	\$2295
TSAS72H26	1 x 70 x 26	70	12	1	\$1670	\$2090
TSAS66H26	1 x 64 x 26	85	11	1	\$1559	\$1945
TSAS60H26	1 x 58 x 26	85	10	1	\$1412	\$1769
TSAS36H26	1 x 34 x 26	100	6	1	\$851	\$1067
TSAS30H26	1 x 28 x 26	150	4	1	\$711	\$892



Tackboard - Accessory Rail, Wallmounted

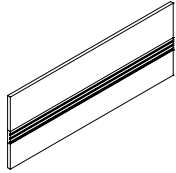
For use on **16.5"H** overhead storage (**CSFO_**, **CSF_**) **at a finished height of 72"**. See "tackboard notes" exact fabric availability. List Price shown applies for all fabric grades.

- **Must Specify Black (E) or Tungsten (K) Accessory Rail finish.**
- **NOTE:** Care should be taken to mount the units. Units should be mounted to wall studs using correct fasteners. Failure to do so may result in collapse of the unit and subsequent personal injury. **Mounting hardware not included.** Mounting hardware used should be based on wall material. Consult an installation professional for proper wall mounting.

Required Specifications

Fabric

WALLMOUNT TACKBOARDS	MODEL#	DIMENSIONS	FREIGHT CLASS	WT/LBS.	CUBIC FT.	GR. 1-3	GR. 4-5
		D x W x H					
	TSPAS108H23	1 x 106 x 23	92.5	30	2	\$2297	\$2874
	TSPAS102H23	1 x 100 x 23	100	24	2	\$2182	\$2731
	TSPAS96H23	1 x 94 x 23	70	20	2	\$2051	\$2567
	TSPAS90H23	1 x 88 x 23	70	20	2	\$1917	\$2399
	TSPAS84H23	1 x 82 x 23	85	18	2	\$1791	\$2244
	TSPAS78H23	1 x 76 x 23	85	17	2	\$1664	\$2081
	TSPAS72H23	1 x 70 x 23	85	16	1	\$1539	\$1927
	TSPAS66H23	1 x 64 x 23	92.5	14	1	\$1412	\$1769
	TSPAS60H23	1 x 58 x 23	92.5	13	1	\$1279	\$1600
	TSPAS36H23	1 x 34 x 23	125	8	1	\$640	\$803
	TSPAS30H23	1 x 28 x 23	150	5	1	\$624	\$777

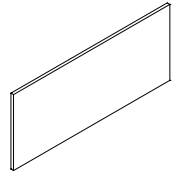


Tackboard - Accessory Rail, Wallmounted

For use on **19.5"H** overhead storage (**CSFOP_**, **CSFP_**) with Pigeon-Hole Storage at a **finished height of 72"**. See "tackboard notes" exact fabric availability. List Price shown applies for all fabric grades.

- **Must Specify Black (E) or Tungsten (K) Accessory Rail finish.**
- **NOTE:** Care should be taken to mount the units. Units should be mounted to wall studs using correct fasteners. Failure to do so may result in collapse of the unit and subsequent personal injury. **Mounting hardware not included.** Mounting hardware used should be based on wall material. Consult an installation professional for proper wall mounting.

TS108H25	1 x 106 x 25	92.5	23	2	\$1509	\$1884
TS102H25	1 x 100 x 25	100	19	2	\$1418	\$1776
TS96H25	1 x 94 x 25	70	17	1	\$1337	\$1668
TS90H25	1 x 88 x 25	70	15	1	\$1253	\$1569
TS84H25	1 x 82 x 25	85	14	1	\$1173	\$1468
TS78H25	1 x 76 x 25	85	13	1	\$1083	\$1355
TS72H25	1 x 70 x 25	85	12	1	\$1001	\$1256
TS66H25	1 x 64 x 25	92.5	11	1	\$920	\$1151
TS60H25	1 x 58 x 25	92.5	10	1	\$838	\$1051

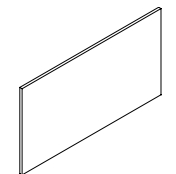


Tackboard - Wallmounted

For use on **16.5"H** overhead storage (**CSFO_**, **CSF_**) mounted above 23"H credenzas for a **finished height of 66"**. See "tackboard notes" exact fabric availability. List Price shown applies for all fabric grades.

- **NOTE:** Care should be taken to mount the units. Units should be mounted to wall studs using correct fasteners. Failure to do so may result in collapse of the unit and subsequent personal injury. **Mounting hardware not included.** Mounting hardware used should be based on wall material. Consult an installation professional for proper wall mounting.

TS108H32	1 x 106 x 32	70	30	2	\$1931	\$2409
TS102H32	1 x 100 x 32	85	24	2	\$1817	\$2274
TS96H32	1 x 94 x 32	92.5	20	2	\$1715	\$2148
TS90H32	1 x 88 x 32	92.5	20	2	\$1609	\$2014
TS84H32	1 x 82 x 32	100	18	2	\$1494	\$1873
TS78H32	1 x 76 x 32	100	17	2	\$1386	\$1736
TS72H32	1 x 70 x 32	70	16	1	\$1279	\$1600
TS66H32	1 x 64 x 32	85	14	1	\$1177	\$1473
TS60H32	1 x 58 x 32	85	13	1	\$1073	\$1342



Tackboard - Wallmounted

For use on **16.5"H** overhead storage (**CSFO_**, **CSF_**) mounted above 23"H credenzas for a **finished height of 72"**. See "tackboard notes" exact fabric availability. List Price shown applies for all fabric grades.

- **NOTE:** Care should be taken to mount the units. Units should be mounted to wall studs using correct fasteners. Failure to do so may result in collapse of the unit and subsequent personal injury. **Mounting hardware not included.** Mounting hardware used should be based on wall material. Consult an installation professional for proper wall mounting.

Required Specifications

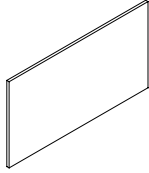
Fabric

WALLMOUNT TACKBOARDS

MODEL# DIMENSIONS FREIGHT CLASS WT/LBS. CUBIC FT. GR. 1-3 GR. 4-5

D x W x H

TSP108H29	1 x 106 x 29	70	30	2	\$1745	\$2184
TSP102H29	1 x 100 x 29	85	24	2	\$1646	\$2060
TSP96H29	1 x 94 x 29	70	20	2	\$1550	\$1941
TSP90H29	1 x 88 x 29	70	20	2	\$1456	\$1821
TSP84H29	1 x 82 x 29	70	18	2	\$1355	\$1696
TSP78H29	1 x 76 x 29	70	17	2	\$1262	\$1573
TSP72H29	1 x 70 x 29	70	16	1	\$1160	\$1452
TSP66H29	1 x 64 x 29	85	14	1	\$1073	\$1342
TSP60H29	1 x 58 x 29	85	13	1	\$970	\$1215

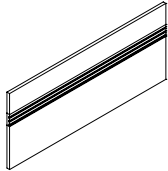


Tackboard - Wallmounted

For use on **16.5"H** overhead storage (**CSFO_**, **CSF_**) mounted above 23"H credenzas for a **finished height of 72"**. See "tackboard notes" exact fabric availability. List Price shown applies for all fabric grades

- **NOTE:** Care should be taken to mount the units. Units should be mounted to wall studs using correct fasteners. Failure to do so may result in collapse of the unit and subsequent personal injury. **Mounting hardware not included.** Mounting hardware used should be based on wall material. Consult an installation professional for proper wall mounting.

TSAS108H25	1 x 106 x 25	92.5	23	2	\$2455	\$3070
TSAS102H25	1 x 100 x 25	100	19	2	\$2307	\$2887
TSAS96H25	1 x 94 x 25	70	15	1	\$2169	\$2716
TSAS90H25	1 x 88 x 25	70	15	1	\$2043	\$2557
TSAS78H25	1 x 76 x 25	85	13	1	\$1765	\$2209
TSAS72H25	1 x 70 x 25	85	12	1	\$1602	\$2006
TSAS66H25	1 x 64 x 25	92.5	11	1	\$1500	\$1880
TSAS60H25	1 x 58 x 25	92.5	10	1	\$1363	\$1706

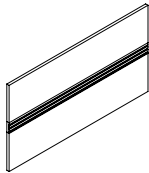


Tackboard - Accessory Rail, Wallmounted

For use on **16.5"H** overhead storage (**CSFO_**, **CSF_**) mounted above 23"H credenzas for a **finished height of 66"**. See "tackboard notes" exact fabric availability. List Price shown applies for all fabric grades

- **Must Specify Black (E) or Tungsten (K) Accessory Rail finish.**
- **NOTE:** Care should be taken to mount the units. Units should be mounted to wall studs using correct fasteners. Failure to do so may result in collapse of the unit and subsequent personal injury. **Mounting hardware not included.** Mounting hardware used should be based on wall material. Consult an installation professional for proper wall mounting.

TSAS108H32	1 x 106 x 32	70	23	2	\$3137	\$3923
TSAS102H32	1 x 100 x 32	85	19	2	\$2951	\$3690
TSAS96H32	1 x 94 x 32	92.5	15	1	\$2781	\$3480
TSAS90H32	1 x 88 x 32	92.5	15	1	\$2620	\$3272
TSAS78H32	1 x 76 x 32	100	13	1	\$2258	\$2826
TSAS72H32	1 x 70 x 32	70	12	1	\$2051	\$2567
TSAS66H32	1 x 64 x 32	85	11	1	\$1917	\$2399
TSAS60H32	1 x 58 x 32	85	10	1	\$1741	\$2178



Tackboard - Accessory Rail, Wallmounted

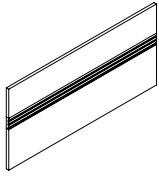
For use on **16.5"H** overhead storage (**CSFO_**, **CSF_**) mounted above 23"H credenzas for a **finished height of 72"**. See "tackboard notes" exact fabric availability. List Price shown applies for all fabric grades

- **Must Specify Black (E) or Tungsten (K) Accessory Rail finish.**
- **NOTE:** Care should be taken to mount the units. Units should be mounted to wall studs using correct fasteners. Failure to do so may result in collapse of the unit and subsequent personal injury. **Mounting hardware not included.** Mounting hardware used should be based on wall material. Consult an installation professional for proper wall mounting.

Required Specifications

Fabric

WALLMOUNT TACKBOARDS	MODEL#	DIMENSIONS	FREIGHT CLASS	WT/LBS.	CUBIC FT.	GR. 1-3	GR. 4-5
		D x W x H					
	TSPAS108H29	1 x 106 x 29	70	30	2	\$2846	\$3559
	TSPAS102H29	1 x 100 x 29	85	24	2	\$2675	\$3341
	TSPAS96H29	1 x 94 x 29	70	20	2	\$2518	\$3145
	TSPAS90H29	1 x 88 x 29	70	20	2	\$2371	\$2968
	TSPAS78H29	1 x 76 x 29	70	17	2	\$2051	\$2567
	TSPAS72H29	1 x 70 x 29	70	16	1	\$1859	\$2328
	TSPAS66H29	1 x 64 x 29	85	14	1	\$1741	\$2178
	TSPAS60H29	1 x 58 x 29	85	13	1	\$1575	\$1974

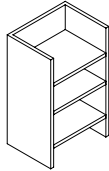


Tackboard - Accessory Rail, Wallmounted

For use on **16.5"H** overhead storage (**CSFO_**, **CSF_**) mounted above 23"H credenzas for a **finished height of 72"**. See "tackboard notes" exact fabric availability. List Price shown applies for all fabric grades

- **Must Specify Black (E) or Tungsten (K) Accessory Rail finish.**
- **NOTE:** Care should be taken to mount the units. Units should be mounted to wall studs using correct fasteners. Failure to do so may result in collapse of the unit and subsequent personal injury. **Mounting hardware not included.** Mounting hardware used should be based on wall material. Consult an installation professional for proper wall mounting.

PIGEON-HOLE STORAGE	MODEL#	DIMENSIONS	FREIGHT CLASS	WT/LBS.	CUBIC FT.	LIST PRICE
	CPH161226	12 x 16 x 26	125	20	3	\$707
	CPH161223	12 x 16 x 23	125	18	3	\$600
	CPH161219	12 x 16 x 19	125	15	2	\$456
	CPH131226	12 x 13 x 26	100	16	2	\$575
	CPH131223	12 x 13 x 23	125	15	2	\$488
	CPH131219	12 x 13 x 19	125	12	2	\$368



Vertical Pigeon-Hole Storage*

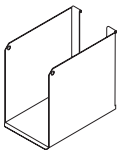
Used in conjunction with overhead storage units and hutchs that incorporate horizontal pigeon-hole storage. Not freestanding. Shipped RTA (ready to assemble).

ACCESSORY RAIL/PANEL ORGANIZERS

Available Finishes:

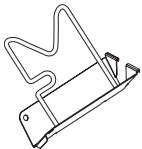
BLK	Black	SIL	Silver
CHR	Charcoal	TPE	Taupe
DWT	Designer White	TUN	Tungsten
NEV	Nevada		

ACCESSORIES	MODEL#	DIMENSIONS	FREIGHT CLASS	WT/LBS.	CUBIC FT.	LIST PRICE
	BABB01	10.25 x 4 x 9	100	2	.21	\$70
	BAFS01	9.25 x 2.75 x 9.25	70	.06	.14	\$54



Binder Bin**

Load bar/accessory rail mounted metal binder bin.



Flip Sorter**

Load bar/accessory rail mounted metal flip sorter. Comes with chrome wire.

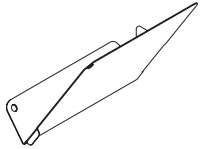
Required Specifications

Fabric
Veneer finish*
Metal finish**

ACCESSORY RAIL/ PANEL ORGANIZERS

MODEL# DIMENSIONS FREIGHT CLASS WT/LBS. CUBIC FT. LIST PRICE

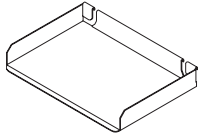
D x W x H



Slant Sorter

BASS01L (Left)	10.25 x 5 x 9.5	70	1	.28	\$44
BASS01R (Right)	10.25 x 5 x 9.5	70	1	.28	\$44

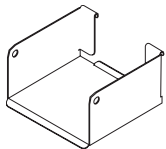
Load bar/accessory rail mounted metal slant sorter.



Letter Tray

BALTO1	9.25 x 13.5 x 2	70	.50	.15	\$58
--------	-----------------	----	-----	-----	-------------

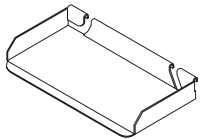
Load bar/accessory rail mounted metal letter tray.



Media Bin

BAMB01	5.25 x 5.75 x 3	70	.08	.05	\$58
--------	-----------------	----	-----	-----	-------------

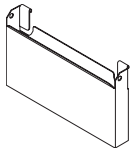
Load bar/accessory rail mounted metal media bin.



Utility Tray

BAUT01	3.75 x 5.75 x 3	70	.05	.02	\$38
--------	-----------------	----	-----	-----	-------------

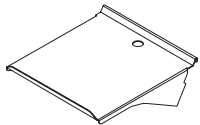
Load bar/accessory rail mounted metal utility tray.



Mail Box

BAPP01	2.75 x 16 x 9	100	2	.25	\$88
--------	---------------	-----	---	-----	-------------

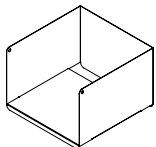
Load bar/accessory rail mounted metal mail box.



Telephone Holder

BATH01	10 x 9 x 2	125	2	.26	\$85
--------	------------	-----	---	-----	-------------

Load bar/accessory rail mounted metal telephone holder.



Elevated Shelf Binder Bin

BRTEBBIN	12 x 12 x 8	100	6	.66	\$181
----------	-------------	-----	---	-----	--------------

Load bar/accessory rail mounted elevated shelf binder bin.

Required Specifications

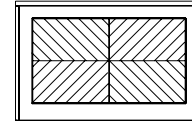
Metal Finish

RECEPTION DESKS **MODEL#** **DIMENSIONS** **FREIGHT CLASS** **WT./LBS.** **CUBIC FT.** **LIST PRICE**
D x W x H

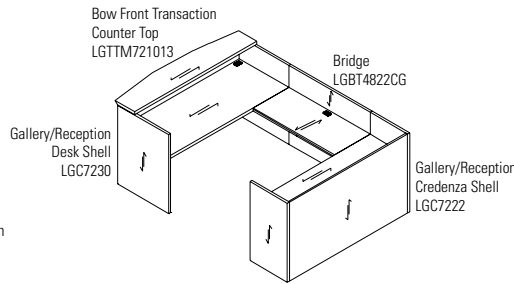
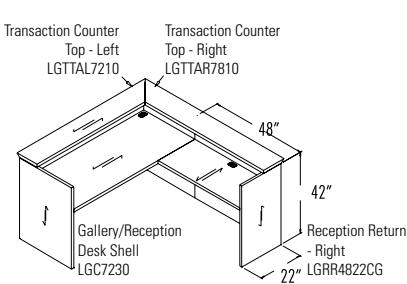
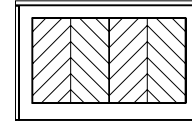
- To add storage use storage shells. See page 298 .
- Includes GM1 grommet.
- Transaction tops to be specified separately, handed by square edge from user side.
- Decorative Front Panels should be specified separately. Size chosen should be 12" less than desk dimensions.
Available in Reverse Diamond, Vertical Rib, Vertical Grain and Horizontal Grain Patterns.

OPTION DETAILS

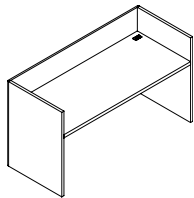
Decorative Front Panel (Reverse Diamond Pattern)
GFDP5430F



Decorative Front Panel (Vertical Rib Pattern)
GFDP5430RIB



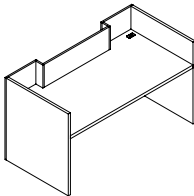
RECEPTION DESKS **MODEL#** **DIMENSIONS** **FREIGHT CLASS** **WT./LBS.** **CUBIC FT.** **LIST PRICE**



Gallery/Reception Desk Shell

LGC10836	36 x 108 x 42	150	533	95	\$7449
LGC10236	36 x 102 x 42	150	503	89	\$7035
LGC9636	36 x 96 x 42	150	473	84	\$6622
LGC9036	36 x 90 x 42	150	444	79	\$6208
LGC8436	36 x 84 x 42	150	414	74	\$5796
LGC7236	36 x 72 x 42	150	355	63	\$4968
LGC7230	30 x 72 x 42	150	315	53	\$4809
LGC6630	30 x 66 x 42	125	295	48	\$4330
LGC6030	30 x 60 x 42	125	275	44	\$4690

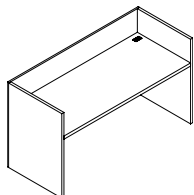
No pedestals. Two grommets in worksurface. For use with modular storage components.



**Gallery/Reception Desk Shell
Breakfront Style**

LGIC10836	36 x 108 x 42	150	533	95	\$9161
LGIC10236	36 x 102 x 42	150	503	89	\$8643
LGIC9636	36 x 96 x 42	150	473	84	\$8145
LGIC9036	36 x 90 x 42	150	444	79	\$7631
LGIC8436	36 x 84 x 42	150	414	74	\$7131
LGIC7236	36 x 72 x 42	150	355	63	\$6100
LGIC7230	30 x 72 x 42	150	315	53	\$5907
LGIC6630	30 x 66 x 42	125	295	48	\$5757
LGIC6030	30 x 60 x 42	125	275	44	\$5426

No pedestals. Two grommets in worksurface. For use with modular storage components.



Gallery/Reception Credenza Shell

LGC10824	24 x 108 x 42	150	353	63	\$5839
LGC10224	24 x 102 x 42	150	333	60	\$5522
LGC9624	24 x 96 x 42	150	314	56	\$5188
LGC9024	24 x 90 x 42	150	294	53	\$4861
LGC8424	24 x 84 x 42	150	274	49	\$4545
LGC7224	24 x 72 x 42	150	235	42	\$3900
LGC6624	24 x 66 x 42	150	216	39	\$3660
LGC6024	24 x 60 x 42	150	196	35	\$3429

No pedestals. Two grommets in worksurface. For use with modular storage components.

Required Specifications

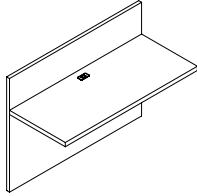
- Metal Finish (Accessories)
- Veneer Finish
- Edge

RECEPTION DESKS

MODEL# DIMENSIONS FREIGHT CLASS WT/LBS. CUBIC FT. LIST PRICE

D x W x H

LGBT5624CG	24 x 56 x 42	150	178	32	\$3272
LGBT5424CG	24 x 54 x 42	150	169	29	\$3272
LGBT5024CG	24 x 50 x 42	150	151	27	\$2902
LGBT4824CG	24 x 48 x 42	150	142	26	\$2902
LGBT4424CG	24 x 44 x 42	150	134	23	\$2549
LGBT4224CG	24 x 42 x 42	150	127	22	\$2549
LGBT3824CG	24 x 38 x 42	150	119	20	\$2291
LGBT3624CG	24 x 36 x 42	150	112	19	\$2291

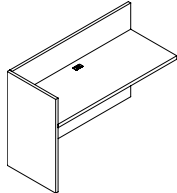


Bridge

Attaches between **Gallery Desk and Gallery Credenza Only**. One grommet in center of worksurface. Shipped RTA (ready to assemble).

- To remove cross-grain veneer pattern on top, **delete "CG"** from model number. Available as a special - no upcharge.

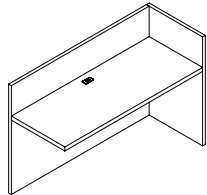
LGRL7224	24 x 72 x 42	125	273	42	\$4900
LGRL6624	24 x 66 x 42	125	250	39	\$4501
LGRL6024	24 x 60 x 42	125	228	35	\$4096
LGRL5424	24 x 54 x 42	125	205	32	\$3681
LGRL4824	24 x 48 x 42	125	182	28	\$3272
LGRL4224	24 x 42 x 42	125	159	25	\$2866
LGRL3624	24 x 36 x 42	125	137	21	\$2571



Reception Return - LEFT

No pedestal. One grommet in center of worksurface. For use with modular storage components.

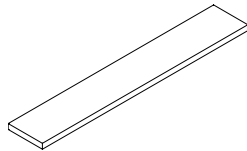
LGRR7224	24 x 72 x 42	125	273	42	\$4900
LGRR6624	24 x 66 x 42	125	250	39	\$4501
LGRR6024	24 x 60 x 42	125	228	35	\$4096
LGRR5424	24 x 54 x 42	125	205	32	\$3681
LGRR4824	24 x 48 x 42	125	182	28	\$3272
LGRR4224	24 x 42 x 42	125	159	25	\$2866
LGRR3624	24 x 36 x 42	125	137	21	\$2571



Reception Return - RIGHT

No pedestal. One grommet in center of worksurface. For use with modular storage components.

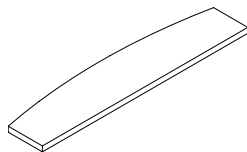
LGTT10810	10 x 108 x 1.50	100	78	8	\$1385
LGTT10210	10 x 102 x 1.50	92.5	72	7	\$1312
LGTT9610	10 x 96 x 1.50	100	66	7	\$1235
LGTT9010	10 x 90 x 1.50	92.5	60	6	\$1158
LGTT8410	10 x 84 x 1.50	100	54	6	\$1083
LGTT7210	10 x 72 x 1.50	100	48	5	\$918
LGTT6610	10 x 66 x 1.50	100	42	5	\$843
LGTT6010	10 x 60 x 1.50	100	36	4	\$766



Transaction Counter Top

Rectangular top for main reception desk. Counter sits on top of Gallery panels. Does not overhang. **Factory installed - specify Gallery to be used on.** Size must match dimension of desk front or combined desk side and return length. Hardware included.

LGTTM1081013	10-13 x 108 x 1.50	125	78	10	\$2173
LGTTM1021013	10-13 x 102 x 1.50	100	72	9	\$2056
LGTTM961013	10-13 x 96 x 1.50	125	66	9	\$1932
LGTTM901013	10-13 x 90 x 1.50	125	60	8	\$1807
LGTTM841013	10-13 x 84 x 1.50	125	54	8	\$1689
LGTTM721013	10-13 x 72 x 1.50	125	48	7	\$1452
LGTTM661013	10-13 x 66 x 1.50	125	42	6	\$1329
LGTTM601013	10-13 x 60 x 1.50	125	36	5	\$1205



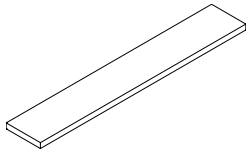
Bow Front Transaction Counter Top

Bow top for main reception desk. Counter sits on top of Gallery panels. Bow front overhangs 3". **Factory installed - specify Gallery to be used on.** Size must match dimension of desk front or combined desk side and return length. Hardware included.

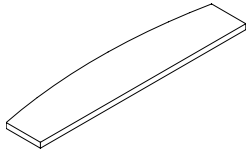
Required Specifications

Veneer Finish
Edge

RECEPTION DESKS	MODEL#	DIMENSIONS	FREIGHT CLASS	WT/LBS.	CUBIC FT.	LIST PRICE
		D x W x H				
	GTT10810G	10 x 108 x 1.50	100	78	8	\$3161
	GTT10210G	10 x 102 x 1.50	92.5	72	7	\$3043
	GTT9610G	10 x 96 x 1.50	100	66	7	\$2923
	GTT9010G	10 x 90 x 1.50	92.5	60	6	\$2805
	GTT8410G	10 x 84 x 1.50	100	54	6	\$2689
	GTT7210G	10 x 72 x 1.50	100	48	5	\$2515
	GTT6610G	10 x 66 x 1.50	100	42	5	\$2398
	GTT6010G	10 x 60 x 1.50	100	36	4	\$2281

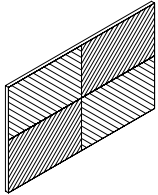
**Transaction Counter Top - Glass**

Rectangular top for main reception desk. Counter sits on top of Gallery panels. Does not overhang. **Factory installed - specify Gallery to be used on.** Size must match dimension of desk front or combined desk side and return length. Hardware included. $\frac{3}{4}$ " clear glass over wood subtop.

**Bow Front Transaction Counter Top - Glass**

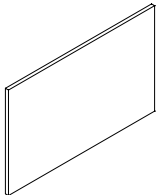
GTTM1081013G	10-13 x 108 x 1.50	125	78	10	\$3900
GTTM1021013G	10-13 x 102 x 1.50	100	72	9	\$3826
GTTM961013G	10-13 x 96 x 1.50	125	66	9	\$3788
GTTM901013G	10-13 x 90 x 1.50	125	60	8	\$3622
GTTM841013G	10-13 x 84 x 1.50	125	54	8	\$3445
GTTM721013G	10-13 x 72 x 1.50	125	48	7	\$3166
GTTM661013G	10-13 x 66 x 1.50	125	42	6	\$2989
GTTM601013G	10-13 x 60 x 1.50	125	36	5	\$2822

Bow top for main reception desk. Counter sits on top of Gallery panels. Bow front overhangs 3". **Factory installed - specify Gallery to be used on.** Size must match dimension of desk front or combined desk side and return length. Hardware included. $\frac{3}{4}$ " clear glass over wood subtop.

**Decorative Front Panel
Reverse Diamond Pattern**

GFDP9630F	1 x 96 x 30	92.5	81	8	\$1787
GFDP9030F	1 x 90 x 30	100	78	8	\$1674
GFDP8430F	1 x 84 x 30	92.5	72	7	\$1561
GFDP7230F	1 x 72 x 30	100	66	7	\$1341
GFDP6030F	1 x 60 x 30	92.5	60	6	\$1121
GFDP5430F	1 x 54 x 30	100	54	6	\$1007
GFDP4830F	1 x 48 x 30	100	48	5	\$897

Raised decorative front panel for a reception desk. Size should be 12" less than desk dimensions. **Factory installed.** Hardware included.

**Decorative Front Panel
Vertical Grain Pattern**

GFDP9630V	1 x 96 x 30	92.5	81	8	\$1558
GFDP9030V	1 x 90 x 30	100	78	8	\$1461
GFDP8430V	1 x 84 x 30	92.5	72	7	\$1364
GFDP7230V	1 x 72 x 30	100	66	7	\$1165
GFDP6030V	1 x 60 x 30	92.5	60	6	\$971
GFDP5430V	1 x 54 x 30	100	54	6	\$879
GFDP4830V	1 x 48 x 30	100	48	5	\$777

Raised decorative front panel for a reception desk. Size should be 12" less than desk dimensions. **Factory installed.** Hardware included.

Required Specifications

Veneer Finish
Edge

philadelphia

NOT ON CONTRACT






Features and Benefits


- Philadelphia is a traditional collection characterized by craftsmanship and elegance
- Solid-wood edge detailing with solid-wood moldings on the cases and brass hardware throughout
- Drawer bottom is maple-faced veneer plywood.
- Drawer interiors are sealed and finished, and joints are dowel-pinned to resist warping
- Pedestals feature antique brass handles, profiled drawer fronts and maple drawer interiors.
- The base is profiled, with pin moldings on desk fronts and sides.
- Bronze glass is standard with clear glass available as an option.
- Modesty panel upgrades are available on select models.

Philadelphia detailing is traditional with a 1" overhang on all edges. Solid wood, cherry, maple, oak that bands worksurface perimeter is 1" wide by 1-3/8" thick for an overall thickness of 1-3/8". Philadelphia is a "top over pedestal" detailed series. Philadelphia is standard with a base. Major storage unit bases (i.e. kick-plates on pedestals, lateral files, bookcases, etc.) are extended out over drawer faces and horizontally grained. Products that are normally positioned against walls, such as credenzas, have a self-edge veneered back edge detail. All primary faces have pin molding decorations.

This elegantly designed traditional furniture series employs state-of-the-art manufacturing to create traditional pieces for executive offices, conference rooms and reception areas. Philadelphia is characterized by solid-wood edge detailing with solid-wood moldings on the cases and brass hardware throughout. The finest clear hardwoods are hand selected to ensure that the best quality and consistency is achieved. Each piece is protected with a catalyzed conversion varnish to provide one of the most durable finishes in the industry. Philadelphia makes a truly impressive statement for the discerning customer.



1-3/8" thick solid hardwood edge



Antique brass pull



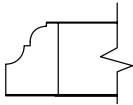
Knob

GENERAL INFORMATION

- Philadelphia is comprised of hundreds of models for the traditional executive suite and coordinating meeting areas.
- Solid wood is used on all perimeter worksurface edges, as well as end panel bottoms for mounting leveling glides
- 1" overhang with a traditional detailing is featured on all user and approach sides.
- Brass pulls exclusive to Philadelphia detail the traditional style of the product.
- GM5 grommets are standard on all designated worksurfaces.
- **Level certified**

CONSTRUCTION

- Number One select, architectural grade "A" oak, American black walnut, American black cherry or maple. Wood worksurface molded edges are solid oak, walnut, cherry, or maple.
- Traditional detailing with 1" overhang on all edges.
- Solid walnut, cherry, maple, oak that bands worksurface perimeter is 1" wide by 1-3/8" thick for an overall thickness of 1-3/8".



Edge detail

- Top over pedestal design
- Products that are normally positioned against walls, such as credenzas, have a self-edge veneered back edge detail. All primary faces have pin molding decorations.

FINISHES

- Conversion varnish (similar to catalyzed lacquer, but tougher), 25 degree sheen. Finishes are not buffed or rubbed.
- All Global wood casegood products are veneered and finished on the back sides (360° finishing), except modular under-surface storage - tops and backs are unfinished.
- Touch up kits available, includes a touch up marker and fill crayon. Order **VT TOUCHUPKIT, \$164** list. Specify finish when ordering.
- Global standard finish, on oak and walnut, is open pore and on cherry and maple is semi-closed pore. If a full finish is required for walnut, cherry, and maple tops, Add the suffix "2" to the finish code and Add 5% to the base pricing for each product.

CUSTOM FINISH IS AVAILABLE.

PEDESTALS

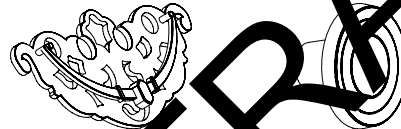
- Full-to-the-floor. Pedestals are fully assembled units that are either installed into desk and credenza shells, or available as modular units. Undersurface storage units include locks.
- Pedestal drawer suspensions are metal ball bearing type. Both box and file drawers are full extension.
- Drawer sides and bottoms are maple veneer plywood with dowel construction.
- The drawer front is an applied element to a four sided drawer. Drawer fronts are veneered on all surfaces except the vertical edges, which are solid oak, walnut, cherry, and maple then routed with series detailing. Drawer fronts can be removed or replaced in the field.
- Levelers have a 1" range of adjustment.

LOCKS

- Locks are standard on all below worksurface level drawer and door storage units, with the exception of pull-out tray units and single lateral file drawer combination tray/slot units.
- Combination storage unit comes with lock for file and lateral file drawer only; box drawers cannot lock.
- Lock color will match the handle option.
- Locks are optional on all above worksurface level closed storage

HANDLES

- All drawer fronts come with traditional antique brass finished handles centered on drawer faces. All cabinet doors come with knobs of the same finish.



PL40 Brass Pull and GM25 Knob on Uppers

HARDWARE

- All necessary hardware items for attaching furniture items are included in the shipment. Actual wall attachment fasteners for wall cabinets, tackboards and visual boards are not included due to variation between site conditions.

LEVELING GLIDES

- Shipped in a plastic bag attached to the bottom of the item or inside the pedestal. It is important to install leveling glides to ensure the unit is level. Levelers have a 1" range of adjustment.

HANGING FILE RAILS

- Pre-installed on file drawer perimeters and accommodate both legal and letter size filing. Legal filing can be achieved either as side-to-side or front-to-back. Letter filing can be achieved as front-to-back filing only.

FLAT PLATES

- Flat plates are used to attach bridges and returns to desks and are shipped pre-attached to the bottom of the bridge or return.
- Mini flat plates for securing bridge back panels to desk or credenza end panels, and quick connectors for securing modular corner units to adjacent pieces, are shipped along with screws in a plastic bag attached to the bottom of the bridge or return.
- **CAUTION:** Using screws other than those supplied by Global could result in damage to finished tops.

NOT ON CONTRACT

WALL-MOUNTED CABINETS, TACKBOARDS AND VISUAL BOARDS

- Pre-attached with horizontal wall rails to the back of each unit. The wall-side components must be detached from the unit and fastened to the wall accordingly.
- Wall fasteners are not included due to the variable site conditions. Securing the wall rail to a vertical structural member is the required manner of installation. The cabinet or visual board is then lowered on to the wall rail. It is important to level the wall rail before installation.
- Wall cabinets are equipped with levelers at the bottom of the back panels for proper cabinet alignment.
- Units with doors are equipped with adjustable European door hinges to assist in door alignment. It is required to use a #8 wood screw through the back of the cabinet and the wall-mounted rail, to further secure the wall attachment.
- Tackboards have vertical grooves in the back for tasklight wiring.
- Hutches and tackboards are installed with double faced tape applied to the bottom of the end panels. The tape is shipped in a plastic bag found in the hutch. Removal of the hutch requires moderate pressure to be applied on the top of the unit towards the wall for at least a minute for the pressure sensitive tape to release. Additional support may be added by installing flat plates along the outside back of the attached units. *These flat plates are not included in the shipment.*
- Hutch tackboards are factory-installed.
- Tackboards are standard in Grade 3 panel fabrics.

MODULAR STORAGE UNITS

- Pre-drilled holes through the unfinished tops for securing to the bottom of worksurfaces
- Screws and lock keys are included in a plastic bag fastened inside the pedestal. Installer should leave a 1/8" reveal between the Modular Storage Unit and the End panel. Disassemble the Modular Unit first before relocating the entire unit to avoid damage or bodily injuries.

PEDESTAL SPACERS

- Required if pedestals are placed side by side. A 1" gap is required between the modular pedestals to allow access to vertical fingerpulls. If required, order SP-101.

5-SIDED CORNER TABLES

- Join bridge and credenza run-offs, using the supplied quick-connectors.
- Recessed end-panels in these units are pre-drilled to accept quick-connectors for easy alignment
- Accurate leveling is critical for these units to align and connect properly.
- Flat-plates are pre-attached to the worksurfaces to secure to the desk unit.

NOT ON CONTRACT

1. SPECIFY MODEL NUMBER

2. SPECIFY FINISH

WORKSURFACE TOP & DRAWER/DOOR FRONTS, BODY FINISHES (INCLUDING PEDESTALS) - VENEER

Code	Finish	Veneer Type	Cut
AMW	Almond Cherry	Cherry	Flat Sliced
CAW	Cocoa Walnut	Walnut	Flat Sliced
CRW	Coral	White Oak	Rift
DCW	Dark Cherry	Cherry	Flat Sliced
EWV	Espresso Walnut	Walnut	Flat Sliced
EVW	Evening Oak	White Oak	Rift
GRW	Grey on Oak	White Oak	Rift
HAW	Hazelnut	Maple	Flat Sliced
SMW	Honey Maple	Maple	Flat Sliced
JAW	Java	White Oak	Rift
LTW	Latte Walnut	Walnut	Flat Sliced
MTW	Milestone	White Oak	Rift
MCW	Mocha	White Oak	Rift
MPW	Natural Maple	Maple	Flat Sliced
RCW	Red Cherry	Cherry	Flat Sliced
VNW	Vintage Cherry	Cherry	Flat Sliced
WLW	Walnut	Walnut	Flat Sliced
WCW	Warm Cherry	Cherry	Flat Sliced
WMW	White Maple	Maple	Flat Sliced

METAL FINISHES:

E	Black
K	Tungsten
DWT	Designer White
P	Brushed Chrome

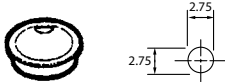
GLASS FINISH (for Glass Doors and Modesty Panels)

- Bronze Glass (standard)
- Clear Glass - contact Customer Care

3. SPECIFY OPTIONS

GROMMETS

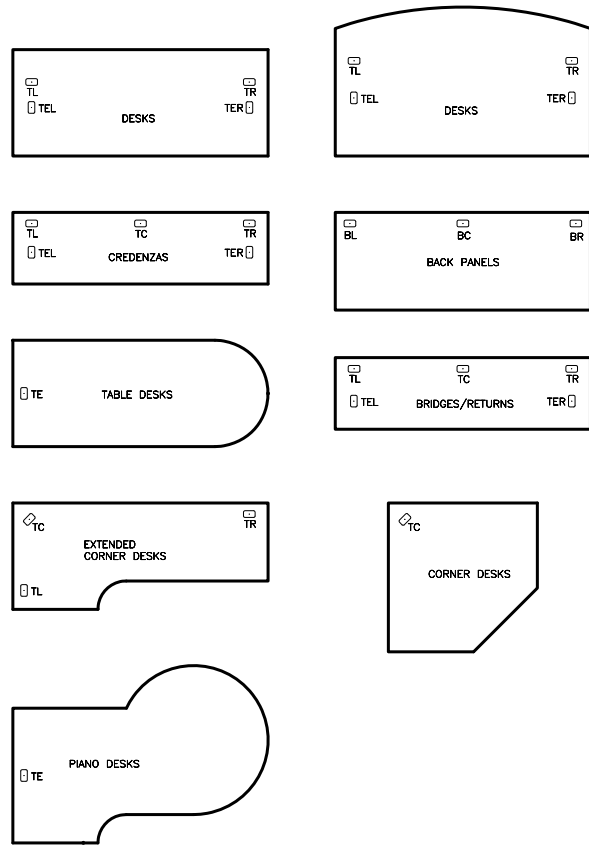
- Standard grommet on all components is **GM5K**. Grommets are included with products where shown in product line drawings.
- Optional grommets may be ordered in standard worksurface locations (left, center or right). Order as **GM5KL, GM5KC or GM5KR**. Add \$96
- Grommet hole dimensions are 2.74" in diameter. Specify **GM5K** for **Black** or **GM1K** for **Tungsten**.
- Color of grommet will be automatically coordinated with handle color where applicable



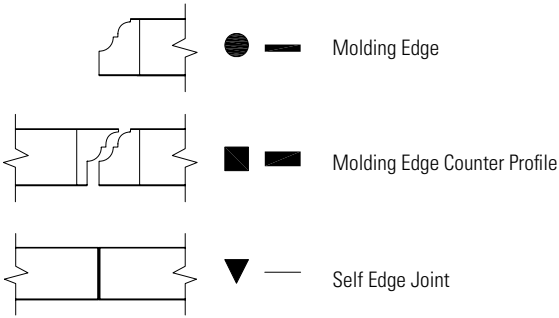
- Components that come standard with grommet may be ordered without a grommet. Order as RSG - Add \$5
- View diagrams on the following pages for additional details.

GROMMET LOCATION


- Grommet and Grommet Locations must be specified.
- Includes standard and optional grommet locations.
- For additional location please contact Customer Care.



NOT ON CONTRACT



- D - Desks and Credenzas
- B - Executive Bridges
- E - Executive Returns
- C - Corner Components
- L - Linking Bridges
- P - Piano Desks

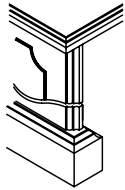


NOT A CONTRACT

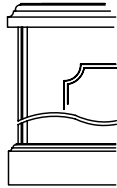
DESK AND CREDENZA NOTES

- Can be ordered as a shell or with pedestals
- Hand of Rectangular Desk is determined by location of pedestal from user side
- Hand of "D" Top is determined by outward orientation of curved end from user projection.
- Hand of "P" Top is determined by outward orientation of conference end from user projection.

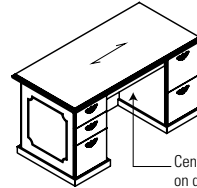
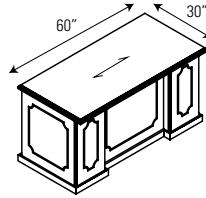
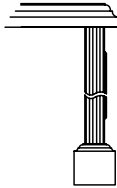
Isometric View



Side View
1-3/8" Top

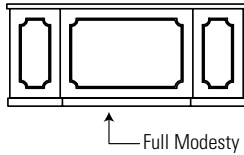


Front View
1-3/16" Slab

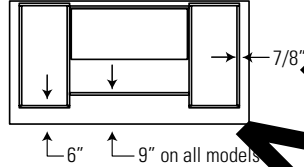


MODESTY PANEL CLEARANCE

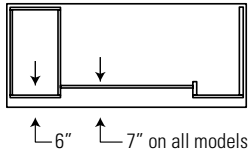
PBID7236DE



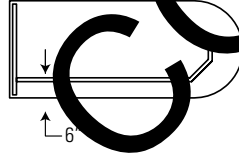
PBID7236 (7236 indicates top size)



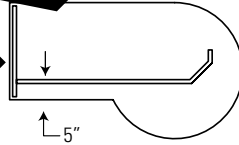
PBISR7230D



PBDDFL7230 (Left shown)



PBDDL7242 (Left shown)



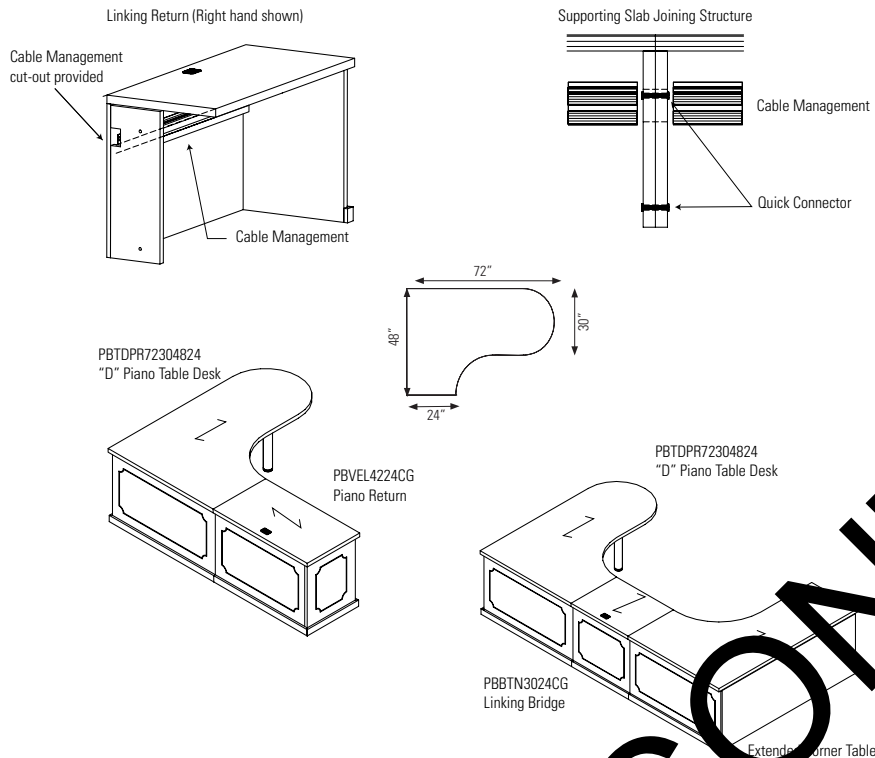
PBC7220



NOT ON CONTRACT

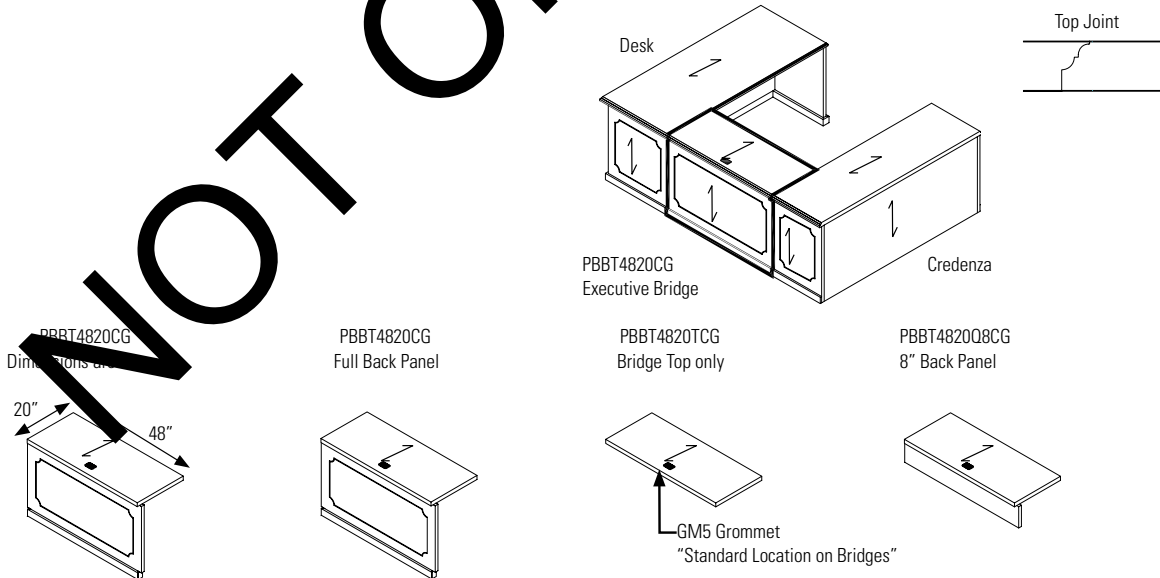
PIANO DESKS AND LINKING RETURNS

- All Desks are shipped assembled.
- Units include standard Grommets shown and installed horizontal wire management
- Unit is handed by Post Leg • Not for use with regular Corner Units



EXECUTIVE BRIDGES

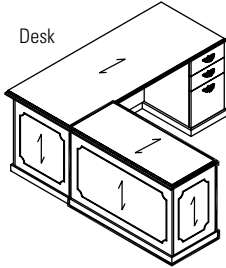
- Executive Bridge is used to connect a Desk to a Credenza.
- Not to be used with Corner Components or Piano Desks.
- Three Back Panel options
- Back panel flush with end panels of Desk and Credenza
- Includes GM5 Grommet Top Center
- The standard grain direction is cross grain (CG). To specify cross grain veneer pattern on top, delete suffix "CG" from the model number (no upcharge)



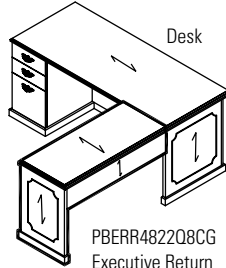
EXECUTIVE RETURNS

- Executive Return is used to attach to a Single Pedestal Desk, Single Pedestal Credenza, Desk Shell or Credenza Shell.
- Can be specified as a Shell or with a Pedestal.
- Back Panels are available as either full height or 8" from the underside of the worksurface.
- Hand of Executive Return is determined by location of full end panel from user side.
- Hand of Desk or Credenza is determined by location of pedestal from user side.
- The standard grain direction on return tops is cross grain (CG). To remove cross grain veneer pattern on top, delete suffix "CG" from the model number (no upcharge)

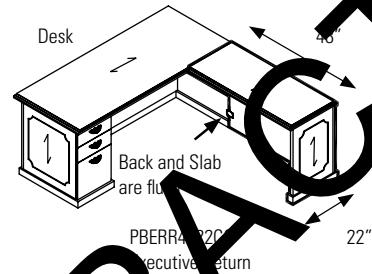
Executive Return attached to Desk or Credenza



PBERL4822CG
Executive Return



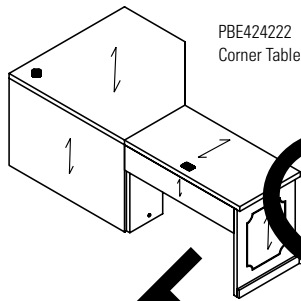
PBERR4822Q8CG
Executive Return



PBERR4822CG
Executive Return

CORNER COMPONENTS

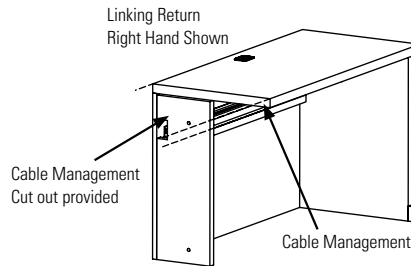
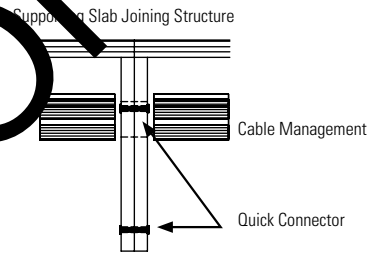
- Corner Table is used to connect to Linking Bridge and Linking Credenza.
- Cable management tray included.
- Back Panels are available as either full height or 8" from the underside of the worksurface.
- Hand of Linking Credenza is determined by location of full end panel from user side.
- Hand of Extended Corner is determined by location of long narrow end from user side
- The standard grain direction is cross grain (CG). To remove cross grain veneer pattern on top, delete suffix "CG" from the model number (no upcharge)



PBE424222
Corner Table

PBEK424222
Corner Table

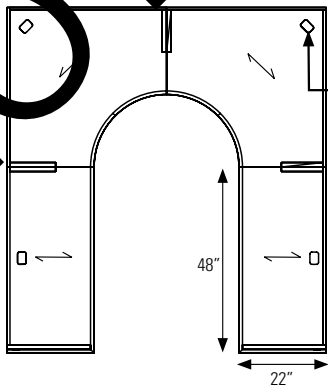
PBEK424222
Corner Table



Linking Return
Right Hand Shown

Cable Management
Cut out provided

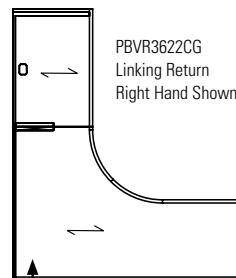
Cable Management



PBVL4822CG
Linking Return

PBVR4822CG
Linking Return

Grommet standard on all
Corners except Extended
Corners



PBVR3622CG
Linking Return
Right Hand Shown

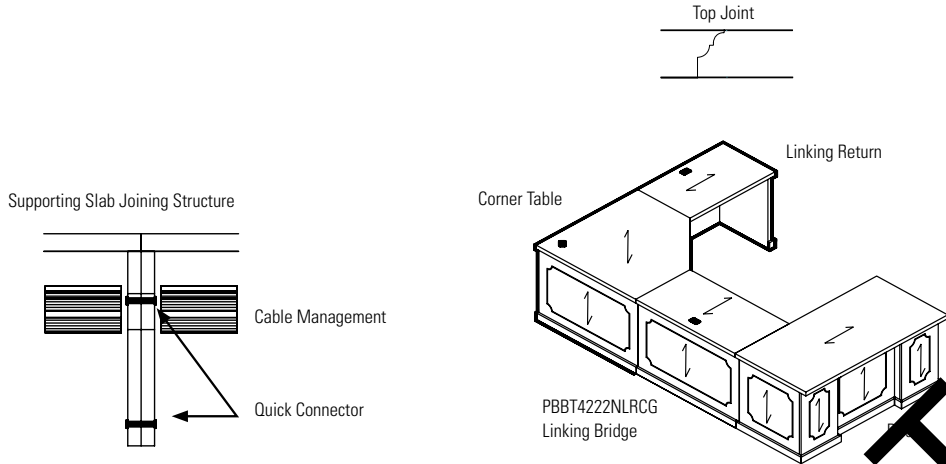
PBEKL724822
Extended Corner Table

Grommet must be specified if required.

NOT ON CONTRACT

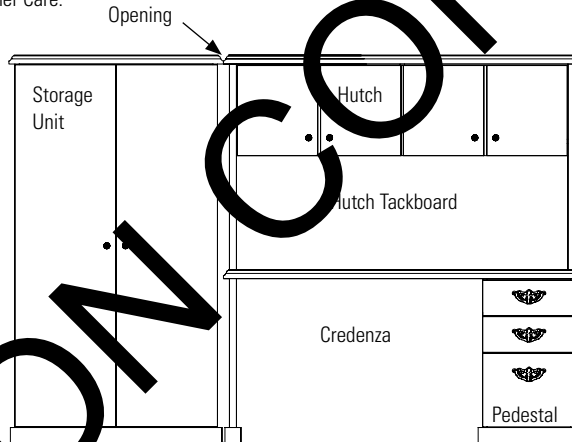
LINKING BRIDGES

- Linking Bridge is used to connect Corner Components to Single Pedestal Desk, Single Pedestal Credenza, Desk Shell or Credenza Shell.
- Back panels are available as either full height or 8" from the underside of the worksurface.
- Includes GM5 Grommet Top Center
- Hand of Linking Bridge is determined by location of half end panel from user side
- The standard grain direction is cross grain (**CG**). To remove cross grain veneer pattern on top, delete suffix "**CG**" from the model number (no upcharge)



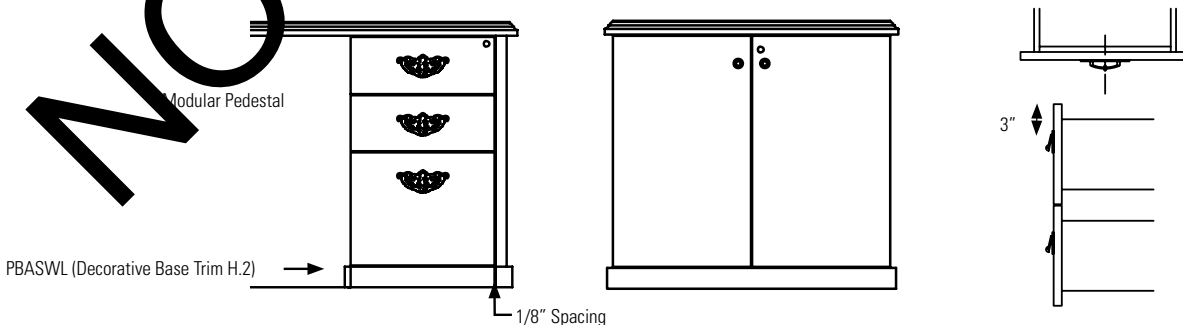
Side by Side Components

Note: For a flush connection, please contact Customer Care.



MODULAR PEDESTALS AND HANDLES

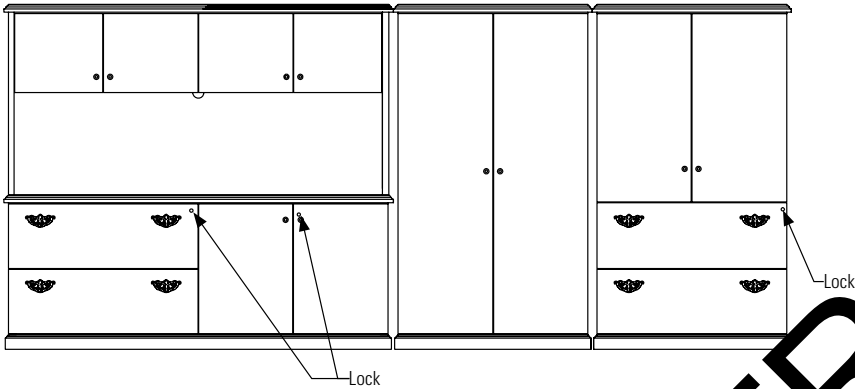
- Modular Pedestal for Philadelphia using "C" components.
- SP700 spacer is required if two Modular Pedestals are placed side by side when there is no handles. Order as special.
- Credenza shell cannot be completely filled top with modular components to create a full storage credenza.



LOCKING

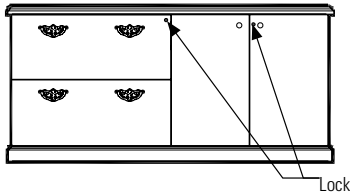
- Locks are standard on all below worksurface level drawer and door storage units with the exception of the pull-out tray units and single lateral file drawer combination tray/slot units.
- Locks are optional on all above worksurface level closed storage units.

Standard Lock Positions



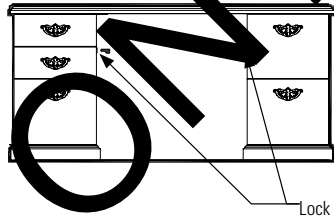
PBCF7222

Full Storage Credenza: Locks are on the front.



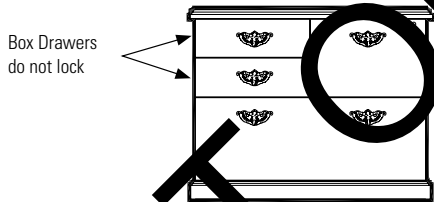
PB7236DE

Double Pedestal Desk/Credenza:
 Lock for D and E Pedestals are on the inside Gable.

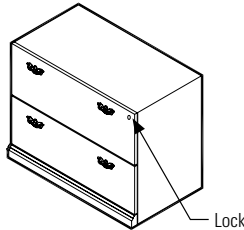


PBZR

Combination Storage Unit:
 Lock for File and Lateral File Drawer only,
 Box Drawers do not lock.

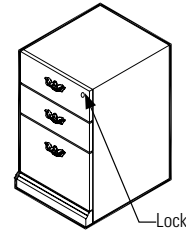


PB...
 Modular Furniture:
 Lock is on the front.



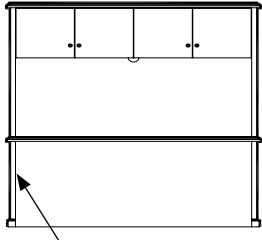
PBWD

Modular Furniture:
 Lock is on the front.

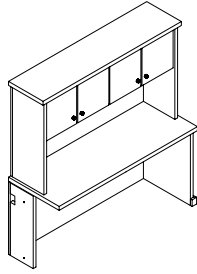


NOT ON CONTRACT

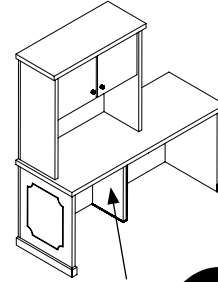
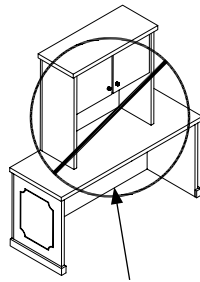
HUTCH POSITIONING



There must be an end panel under the hutch



Missing Support NOT Recommended

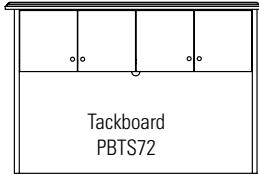


Add optional Support SLAB12 (Special)

TACKBOARDS

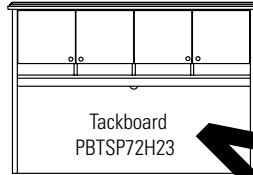
Tackboards for Storage Hutches

PB72SH36



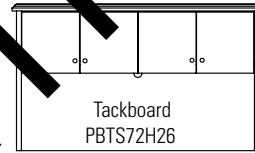
Tackboard PBT572

PB72SHP42 and PB722SHP54



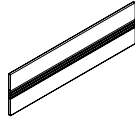
Tackboard PBTSP72H23

PB72SH42 and PB722SH54



Tackboard PBT572H26

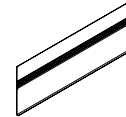
Tackboards with Accessory Rail



PBTAS72

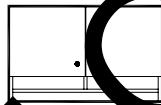


PBTSP72H23

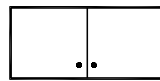


PBTAS72H26

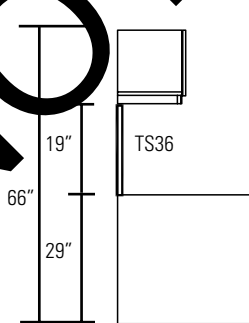
Tackboards for Wall Mount Overheads



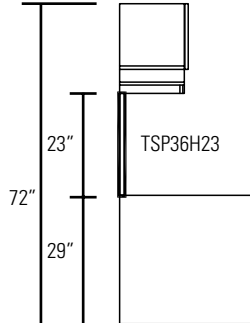
CSF36



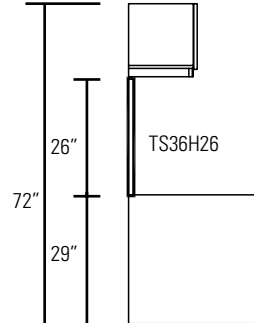
CSFP36



TS36

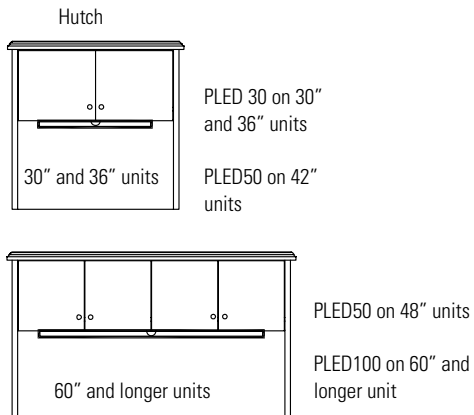
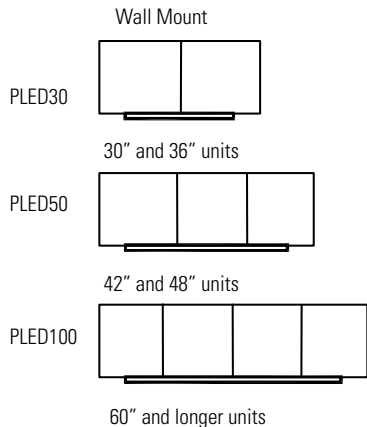


TSP36H23



TS36H26

LIGHTING



NOT ON CONTRACT

DESKS - NOTES

NOTE: Arrow indicates direction of grain

Double Pedestal Desks

- Shipped assembled
- Kneewell locking standard and keyed alike
- Standard with center drawer
- For optional pull-out writing tray, specify **WTD**. Add **\$679**.

Single Pedestal Desks

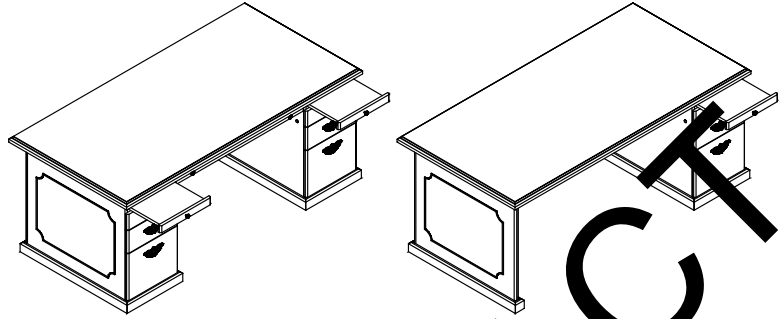
- Shipped assembled
- Kneewell locking standard and keyed alike
- For optional pull-out writing tray, specify **WTS**. Add **\$343**.

D and P shaped desks

- Shipped assembled.

D and P shaped connecting desks

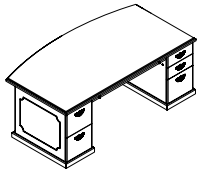
- Shipped knocked down.
- The standard grain direction on D and P shaped connecting desks is cross grain (**CG**). To remove cross grain veneer pattern on top, delete suffix "**CG**" from the model number (no upcharge)
- Pedestals are handed:
 - Left pedestals have the handle offset from the center to the right, and the lock is placed on the right end panel
 - Right pedestals have the handle offset from the center to the left, and the lock is placed on the left end panel
- Modesty panels are available in wood or glass
- Grommets are available as an option on Desks and most Credenzas.



NOT ON CONTRACT

DOUBLE PEDESTAL DESKS

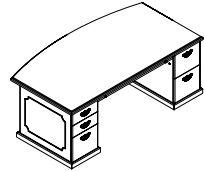
MODEL# DIMENSIONS FREIGHT CLASS WT/LBS. CUBIC FT. LIST PRICE



Double Pedestal Bow Top Desk
 Breakfront Style

D x W x H						
PBMID8442ED	42 x 84 x 29	125	443	59		\$12604
PBMID7842ED	42 x 78 x 29	125	412	55		\$11772
PBMID7242ED	42 x 72 x 29	125	380	51		\$10940
PBMID6636ED	36 x 66 x 29	100	340	40		\$10640

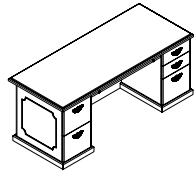
Standard with full to floor **file/file** pedestal on **left** and **box/box/file** pedestal on **right**. Pedestals lock.
 Inset Full Height Modesty Panel.



Double Pedestal Bow Top Desk
 Breakfront Style

PBMID8442DE	42 x 84 x 29	125	443	59		\$12604
PBMID7842DE	42 x 78 x 29	125	412	55		\$11772
PBMID7242DE	42 x 72 x 29	125	380	51		\$10940
PBMID6636DE	36 x 66 x 29	100	340	40		\$10640

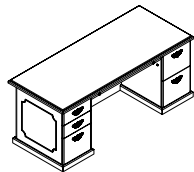
Standard with full to floor **box/box/file** pedestal on **left** and **file/file** pedestal on **right**. Pedestals lock.
 Inset Full Height Modesty Panel.



Double Pedestal Desk
 Breakfront Style

PBID8442ED	42 x 84 x 29	125	443	59		\$10865
PBID7842ED	42 x 78 x 29	125	421	55		\$10156
PBID7236ED	36 x 72 x 29	100	375	44		\$9451
PBID7230ED	30 x 72 x 29	100	345	36		\$9322
PBID6636ED	36 x 66 x 29	100	360	40		\$9322
PBID6630ED	30 x 66 x 29	92.5	315	30		\$9192
PBID6030ED	30 x 60 x 29	92.5	315	30		\$8930

Standard with full to floor **file/file** pedestal on **left** and **box/box/file** pedestal on **right**. Pedestals lock.
 Inset Full Height Modesty Panel.



Double Pedestal Desk
 Breakfront Style

PBID8442DE	42 x 84 x 29	125	442	59		\$10865
PBID7842DE	42 x 78 x 29	125	421	55		\$10156
PBID7236DE	36 x 72 x 29	100	375	44		\$9451
PBID7230DE	30 x 72 x 29	100	345	36		\$9322
PBID6630DE	30 x 66 x 29	100	360	40		\$9322
PBID6630DE	30 x 66 x 29	92.5	315	30		\$9192
PBID6030DE	30 x 60 x 29	92.5	315	30		\$8930

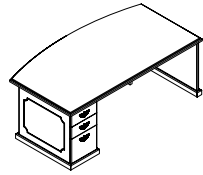
Standard with full to floor **box/box/file** pedestal on **left** and **file/file** pedestal on **right**. Pedestals lock.
 Inset Full Height Modesty Panel.

NOT ON CONTRACT

Required Specifications
 Finish

Optional Specifications
 Grommet
 Modesty panel
 Pull-out writing tray

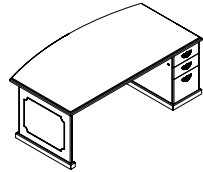
SINGLE PEDESTAL DESKS



Single Pedestal Bow Top Desk - Left*
Breakfront Style

MODEL#	DIMENSIONS D x W x H	FREIGHT CLASS	WT./LBS.	CUBIC FT.	LIST PRICE
PBMISL8442D	42 x 84 x 29	125	452	59	\$9220
PBMISL7842D	42 x 78 x 29	125	337	55	\$8562
PBMISL7242D	42 x 72 x 29	125	322	51	\$7907
PBMISL6636D	36 x 66 x 29	125	290	40	\$7603

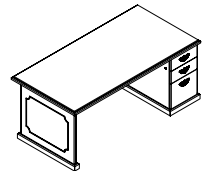
Standard with full to floor **box/box/file** pedestal on **left**. Pedestals lock.
Inset Full Height Modesty Panel.



Single Pedestal Bow Top Desk - Right*
Breakfront Style

PBMISR8442D	42 x 84 x 29	125	452	59	\$9220
PBMISR7842D	42 x 78 x 29	125	337	55	\$8562
PBMISR7242D	42 x 72 x 29	125	322	51	\$7907
PBMISR6636D	36 x 66 x 29	125	290	40	\$7603

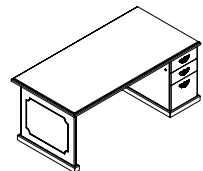
Standard with full to floor **box/box/file** pedestal on **right**. Pedestals lock.
Inset Full Height Modesty Panel.



Single Pedestal Desk - Left*
Breakfront Style

PBISL8442D	42 x 84 x 29	125	387	59	\$8804
PBISL7842D	42 x 78 x 29	125	366	55	\$8173
PBISL7236D	36 x 72 x 29	125	320	44	\$6468
PBISL7230D	30 x 70 x 29	100	290	36	\$6180
PBISL6636D	36 x 66 x 29	125	305	40	\$6180
PBISL6630D	30 x 66 x 29	100	275	33	\$5898
PBISL6030D	30 x 60 x 29	100	260	30	\$5638

Standard with full to floor **box/box/file** pedestal on **left**. Pedestals lock.
Inset Full Height Modesty Panel.



Single Pedestal Desk - Right*
Breakfront Style

PBISR8442D	42 x 84 x 29	125	387	59	\$8804
PBISR7842D	42 x 78 x 29	125	366	55	\$8173
PBISR7236D	36 x 72 x 29	125	320	44	\$6468
PBISR7230D	30 x 70 x 29	100	290	36	\$6180
PBISR6636D	36 x 66 x 29	125	305	40	\$6180
PBISR6630D	30 x 66 x 29	100	275	33	\$5898
PBISR6030D	30 x 60 x 29	100	260	30	\$5638

Standard with full to floor **box/box/file** pedestal on **right**. Pedestals lock.
Inset Full Height Modesty Panel.




Table Desk
Queen Anne Style

PBQATB8442	42 x 84 x 29	150	272	59	\$10236
PBQATB7842	42 x 78 x 29	150	253	55	\$9598
PBQATB7236	36 x 72 x 29	150	205	44	\$7773
PBQATB7230	30 x 70 x 29	150	192	36	\$7002
PBQATB6636	36 x 66 x 29	150	192	40	\$7002
PBQATB6630	30 x 66 x 29	150	188	33	\$6160
PBQATB6030	30 x 60 x 29	150	171	30	\$5494

Inset Full Height Modesty Panel.

Required Specifications

Finish

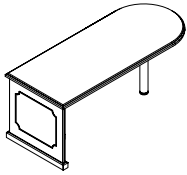
Optional Specifications

Additional grommet
Modesty panel*
Pull-out writing tray*

DESKS

MODEL# DIMENSIONS FREIGHT CLASS WT/LBS. CUBIC FT. LIST PRICE

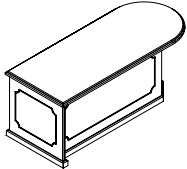
D x W x H



"D" Shaped Connecting Table Desk

PBDD8436	36 x 84 x 29	125	343	51	\$5750
PBDD7236	36 x 72 x 29	125	294	44	\$4926
PBDD7230	30 x 72 x 29	125	264	36	\$4578
PBDD6636	36 x 66 x 29	125	245	40	\$4578
PBDD6030	30 x 60 x 29	125	225	30	\$4398

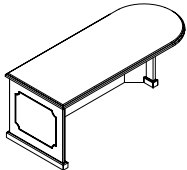
Wood column support and full end panel.



"D" Shaped Table Desk - Left

PBDDFL8436	36 x 84 x 29	125	367	51	\$7062
PBDDFL7236	36 x 72 x 29	125	320	44	\$6055
PBDDFL7230	30 x 72 x 29	100	290	36	\$5711
PBDDFL6636	36 x 66 x 29	125	271	40	\$5711
PBDDFL6030	30 x 60 x 29	100	247	30	\$5527

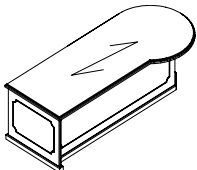
With 45° angled modesty and end panel.



"D" Shaped Table - Right

PBDDFR8436	36 x 84 x 29	125	367	51	\$7062
PBDDFR7236	36 x 72 x 29	125	320	44	\$6055
PBDDFR7230	30 x 72 x 29	100	290	36	\$5711
PBDDFR6636	36 x 66 x 29	125	271	40	\$5711
PBDDFR6030	30 x 60 x 29	100	247	30	\$5527

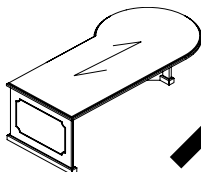
With 45° angled modesty and end panel.



"P" Shaped Connecting Table - Left

PBTPOL9642	42 x 96 x 29	150	317	68	\$8470
PBTPOL8442	42 x 84 x 29	150	277	59	\$7410
PBTPOL7242	42 x 72 x 29	150	211	51	\$6859

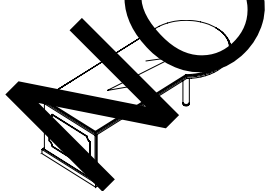
With 45° angled modesty and end panel.



"P" Shaped Connecting Table - Right

PBTPOR9642	42 x 96 x 29	150	317	68	\$8470
PBTPOR8442	42 x 84 x 29	150	277	59	\$7410
PBTPOR7242	42 x 72 x 29	150	211	51	\$6859

With 45° angled modesty and end panel.



"P" Shaped Connecting Table - Left

PBTPL9642	42 x 96 x 29	125	440	68	\$7179
PBTPL8442	42 x 84 x 29	125	385	59	\$6283
PBTPL7242	42 x 72 x 29	125	319	51	\$5727

Wood column support and full end panel.

Required Specifications

Finish

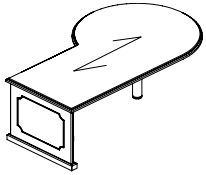
Optional Specifications

Additional grommet

DESKS

MODEL# DIMENSIONS FREIGHT CLASS WT/LBS. CUBIC FT. LIST PRICE

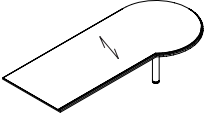
D x W x H



"P" Shaped Connecting Table - Right

PBTPR9642	42 x 96 x 29	125	440	68	\$7179
PBTPR8442	42 x 84 x 29	125	385	59	\$6283
PBTPR7242	42 x 72 x 29	125	319	51	\$5727

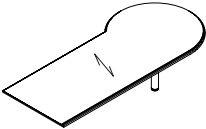
Wood column support and full end panel.



"P" Shaped Connecting Table - Left

PBRPL9642CG	42 x 96 x 29	250	239	68	\$6807
PBRPL8442CG	42 x 84 x 29	250	209	59	\$5958
PBRPL7242CG	42 x 72 x 29	250	143	51	\$5104

Wood column support. No end panel.



"P" Shaped Connecting Table - Right

PBRPR9642CG	42 x 96 x 29	250	239	68	\$6807
PBRPR8442CG	42 x 84 x 29	250	209	59	\$5958
PBRPR7242CG	42 x 72 x 29	250	143	51	\$5104

Wood column support. No end panel.

NOT ON CONTRACT

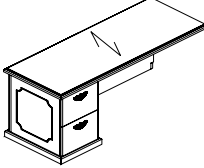
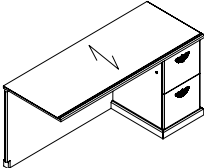
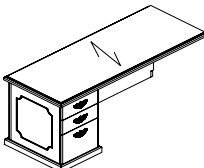
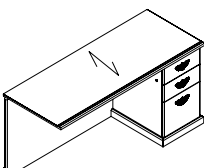

Required Specifications
Finish

Optional Specifications
Additional grommet

RETURNS - NOTES

D x W x H

- All returns are shipped assembled
- Kneewell locking standard
- The standard grain direction on returns is cross grain (CG). To remove cross grain veneer pattern on top, delete suffix "CG" from the model number (no upcharge)
- **NOTE:** Arrow indicates direction of grain

RETURNS	MODEL#	DIMENSIONS	FREIGHT CLASS	WT/LBS.	CUBIC FT.	LIST PRICE
 <p>Executive Return - Left</p>	PBERL7224ECG	24 x 72 x 29	100	250	29	\$5816
	PBERL6624ECG	24 x 66 x 29	100	236	27	\$5604
	PBERL6024ECG	24 x 60 x 29	100	227	24	\$5098
	PBERL5424ECG	24 x 54 x 29	100	205	22	\$4910
	PBERL4824ECG	24 x 48 x 29	100	185	19	\$4364
	PBERL4224ECG	24 x 42 x 29	92.5	178	17	\$4200
Standard with full to floor file/file pedestal on left . Pedestal locks. Full height flush back panel.						
 <p>Executive Return - Right</p>	PBERR7224ECG	24 x 72 x 29	100	250	29	\$5816
	PBERR6624ECG	24 x 66 x 29	100	236	27	\$5604
	PBERR6024ECG	24 x 60 x 29	100	227	24	\$5098
	PBERR5424ECG	24 x 54 x 29	100	205	22	\$4910
	PBERR4824ECG	24 x 48 x 29	100	185	19	\$4364
	PBERR4224ECG	24 x 42 x 29	92.5	178	17	\$4200
Standard with full to floor file/file pedestal on right . Pedestal locks. Full height flush back panel.						
 <p>Executive Return - Left</p>	PBERL7224DCG	24 x 72 x 29	100	250	29	\$5816
	PBERL6624DCG	24 x 66 x 29	100	236	27	\$5604
	PBERL6024DCG	24 x 60 x 29	100	227	24	\$5098
	PBERL5424DCG	24 x 54 x 29	100	205	22	\$4910
	PBERL4824DCG	24 x 48 x 29	100	185	19	\$4364
	PBERL4224DCG	24 x 42 x 29	92.5	178	17	\$4200
Standard with full to floor box/box/file pedestal on left . Pedestal locks. Full height flush back panel.						
 <p>Executive Return - Right</p>	PBERR7224DCG	24 x 72 x 29	100	250	29	\$4200
	PBERR6624DCG	24 x 66 x 29	100	236	27	\$5604
	PBERR6024DCG	24 x 60 x 29	100	227	24	\$5098
	PBERR5424DCG	24 x 54 x 29	100	205	22	\$4910
	PBERR4824DCG	24 x 48 x 29	100	185	19	\$4364
	PBERR4224DCG	24 x 42 x 29	92.5	178	17	\$4200
Standard with full to floor box/box/file pedestal on right . Pedestal locks. Full height flush back panel.						
 <p>Executive Return - Left</p>	PBERL7224CG	24 x 72 x 29	150	135	29	\$3262
	PBERL6624CG	24 x 66 x 29	150	127	27	\$2989
	PBERL6024CG	24 x 60 x 29	150	120	24	\$2720
	PBERL5424CG	24 x 54 x 29	150	112	22	\$2441
	PBERL4824CG	24 x 48 x 29	150	105	19	\$2178
	PBERL4224CG	24 x 42 x 29	150	97	17	\$1901
Full height flush back panel.						

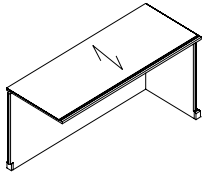
Required Specifications
Finish

Optional Specifications
Grommet

RETURNS

MODEL# DIMENSIONS FREIGHT CLASS WT/LBS. CUBIC FT. LIST PRICE

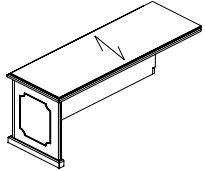
D x W x H



Executive Return - Right

PBERR7224CG	24 x 72 x 29	150	135	29	\$3262
PBERR6624CG	24 x 66 x 29	150	127	27	\$2989
PBERR6024CG	24 x 60 x 29	150	120	24	\$2720
PBERR5424CG	24 x 54 x 29	150	112	22	\$2441
PBERR4824CG	24 x 48 x 29	150	105	19	\$2178
PBERR4224CG	24 x 42 x 29	150	97	17	\$1901

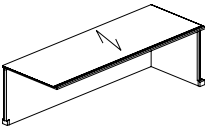
Full height flush back panel.



Executive Return - Left

PBERL7222CG	22 x 72 x 29	150	130	27	\$3108
PBERL6622CG	22 x 66 x 29	150	122	24	\$2847
PBERL6022CG	22 x 60 x 29	150	115	22	\$2592
PBERL5422CG	22 x 54 x 29	150	105	20	\$2329
PBERL4822CG	22 x 48 x 29	150	100	18	\$2074
PBERL4222CG	22 x 42 x 29	150	90	16	\$1813

Full height flush back panel.



Executive Return - Right

PBERR7222CG	22 x 72 x 29	150	130	27	\$3108
PBERR6622CG	22 x 66 x 29	150	122	24	\$2847
PBERR6022CG	22 x 60 x 29	150	115	22	\$2592
PBERR5422CG	22 x 54 x 29	150	105	20	\$2329
PBERR4822CG	22 x 48 x 29	150	100	18	\$2074
PBERR4222CG	22 x 42 x 29	150	90	16	\$1813

Full height flush back panel.

NOT ON CONTRACT

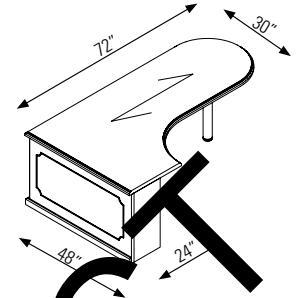
Required Specifications
Finish

Optional Specifications
Additional grommet

PIANO DESKS

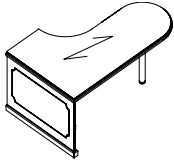
D x W x H

- All desks are shipped assembled
- Units include installed horizontal wire management
- Unit is handed by Post Leg
- Not for use with Regular Corner Units
- The standard grain direction on piano desks is cross grain (CG). To remove cross grain veneer pattern on top, delete suffix "CG" from the model number (no upcharge)
- If grommet color is not specified, Black is standard
- **NOTE:** Arrow indicates direction of grain



PIANO DESKS

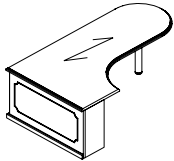
MODEL# DIMENSIONS FREIGHT CLASS WT./LBS. CUBIC FT. LIS PRICE



D-shaped Piano Desk - Left

PBTDPL96304824	48 x 96 x 29	125	464	77	\$7468
PBTDPL84304824	48 x 84 x 29	150	406	68	\$6642
PBTDPL72304824	48 x 72 x 29	125	348	58	\$5817

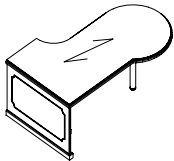
Wood column support and full end panel, 30"D worksurface extension and 24" return connection.



D-shaped Piano Desk - Right

PBTDPR96304824	48 x 96 x 29	125	464	77	\$7468
PBTDPR84304824	48 x 84 x 29	150	406	68	\$6642
PBTDPR72304824	48 x 72 x 29	125	348	58	\$5817

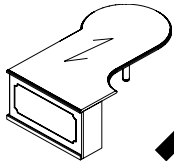
Wood column support and full end panel, 30"D worksurface extension and 24" return connection.



P-shaped Piano Desk - Left

PBTPPL96424824	54 x 96 x 29	150	580	97	\$8521
PBTPPL84424824	54 x 84 x 29	150	508	85	\$7618
PBTPPL72424824	54 x 72 x 29	150	435	73	\$7064

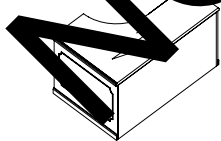
Wood column support and full end panel, 42"/30" worksurface and 24" return connection.



P-shaped Piano Desk - Right

PBTPPR96424824	54 x 96 x 29	150	580	97	\$8521
PBTPPR84424824	54 x 84 x 29	150	508	85	\$7618
PBTPPR72424824	54 x 72 x 29	150	435	73	\$7064

Wood column support and full end panel, 42"/30" worksurface and 24" return connection.



Extended Corner Table Desk - Left

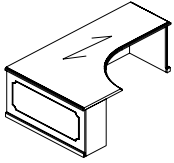
PBEKL964824MR	48 x 96 x 29	150	387	77	\$8113
PBEKL904824MR	48 x 90 x 29	150	363	73	\$7661
PBEKL844824MR	48 x 84 x 29	150	338	68	\$7571
PBEKL784824MR	48 x 78 x 29	150	314	63	\$7530
PBEKL724824MR	48 x 72 x 29	150	290	58	\$7157
PBEKL664824MR	48 x 66 x 29	150	266	52	\$6673
PBEKL604824MR	48 x 60 x 29	150	242	48	\$6184

With 24" return connection.

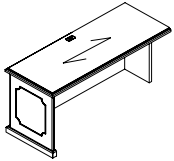
Required Specifications
Finish

Optional Specifications
Additional grommet

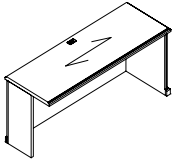
PIANO DESKS




Extended Corner Table Desk - Right



Linking Return - Left



Linking Return - Right



Brackets

MODEL# DIMENSIONS FREIGHT CLASS WT./LBS. CUBIC FT. LIST PRICE

D x W x H

PBEKR489624ML	48 x 96 x 29	150	387	77	\$8113
PBEKR489024ML	48 x 90 x 29	150	363	73	\$7661
PBEKR488424ML	48 x 84 x 29	150	338	68	\$7571
PBEKR487824ML	48 x 78 x 29	150	314	63	\$7530
PBEKR487224ML	48 x 72 x 29	150	290	58	\$7157
PBEKR486624ML	48 x 66 x 29	150	266	52	\$6673
PBEKR486024ML	48 x 60 x 29	150	242	48	\$6184

With 24" return connection.

PBVEL9624CG	24 x 96 x 29	150	200	39	\$4931
PBVEL9024CG	24 x 90 x 29	150	187	36	\$4623
PBVEL8424CG	24 x 84 x 29	150	174	34	\$4315
PBVEL7824CG	24 x 78 x 29	150	162	31	\$4002
PBVEL7224CG	24 x 72 x 29	150	149	29	\$3699
PBVEL6624CG	24 x 66 x 29	150	141	27	\$3472
PBVEL6024CG	24 x 60 x 29	150	132	24	\$3245
PBVEL5424CG	24 x 54 x 29	150	121	22	\$3061
PBVEL4824CG	24 x 48 x 29	125	115	19	\$2878
PBVEL4224CG	24 x 42 x 29	150	99	17	\$2423
PBVEL3624CG	24 x 36 x 29	150	83	15	\$2340
PBVEL3024CG	24 x 30 x 29	125	77	12	\$2325
PBVEL2424CG	24 x 24 x 29	125	61	10	\$1928

Used in conjunction with extended piano corner units or piano shaped desks.

PBVER9624CG	24 x 96 x 29	150	200	39	\$4931
PBVER9024CG	24 x 90 x 29	150	187	36	\$4623
PBVER8424CG	24 x 84 x 29	150	174	34	\$4315
PBVER7824CG	24 x 78 x 29	150	162	31	\$4002
PBVER7224CG	24 x 72 x 29	150	149	29	\$3699
PBVER6624CG	24 x 66 x 29	150	141	27	\$3472
PBVER6024CG	24 x 60 x 29	150	132	24	\$3245
PBVER5424CG	24 x 54 x 29	150	121	22	\$3061
PBVER4824CG	24 x 48 x 29	125	115	19	\$2878
PBVER4224CG	24 x 42 x 29	150	99	17	\$2423
PBVER3624CG	24 x 36 x 29	150	83	15	\$2340
PBVER3024CG	24 x 30 x 29	125	77	12	\$2325
PBVER2424CG	24 x 24 x 29	125	61	10	\$1928

Used in conjunction with extended piano corner units or piano shaped desks.

PBBTN4824CG	24 x 48 x 29	150	110	19	\$2791
PBBTN4224CG	24 x 42 x 29	150	94	17	\$2340
PBBTN3624CG	24 x 36 x 29	150	79	15	\$2253
PBBTN3024CG	24 x 30 x 29	125	72	12	\$2205
PBBTN2424CG	24 x 24 x 29	150	56	10	\$1854
PBBTN1824CG	24 x 18 x 29	150	43	8	\$1391
PBBTN1224CG	24 x 12 x 29	150	29	5	\$927

For extended piano corner units or piano-shaped desks.

Required Specifications
Finish

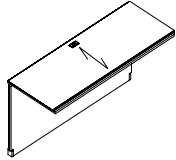
Optional Specifications
Additional grommet

BRIDGES	MODEL#	DIMENSIONS	FREIGHT CLASS	WT./LBS.	CUBIC FT.	LIST PRICE
---------	--------	------------	---------------	----------	-----------	------------

D x W x H

- All bridges are shipped knockdown
- Not for use with Corner Units
- The standard grain direction is cross grain (CG). To remove cross grain veneer pattern on top, delete suffix "CG" from the model number (no upcharge)
- GM5 TC location is standard. If grommet color is not specified, Black is standard
- **NOTE:** Arrow indicates direction of grain

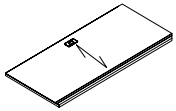
BRIDGES	MODEL#	DIMENSIONS	FREIGHT CLASS	WT./LBS.	CUBIC FT.	LIST PRICE
---------	--------	------------	---------------	----------	-----------	------------



Executive Bridge Top

PBBT6022CG	22 x 60 x 29	92.5	108	10	\$2879
PBBT5422CG	22 x 54 x 29	92.5	99	9	\$2573
PBBT4822CG	22 x 48 x 29	92.5	90	8	\$2307
PBBT4222CG	22 x 42 x 29	92.5	81	7	\$2018
PBBT6020CG	20 x 60 x 29	85	105	8	\$2361
PBBT5420CG	20 x 54 x 29	85	96	8	\$2125
PBBT4820CG	20 x 48 x 29	85	87	7	\$1896
PBBT4220CG	20 x 42 x 29	85	78	7	\$1617

With full back panel.



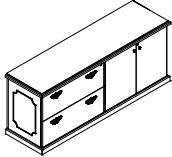
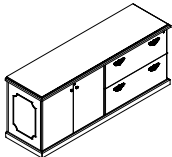
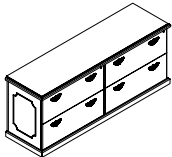
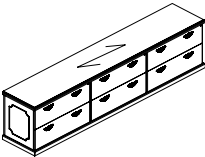
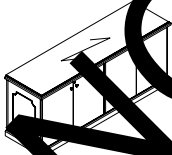
Executive Bridge Top

PBBT5422TCG	22 x 54 x 1.3	125	55	9	\$1559
PBBT4822TCG	22 x 48 x 1.3	125	55	8	\$1383
PBBT4222TCG	22 x 42 x 1.3	125	46	7	\$1214
PBBT5420TCG	20 x 54 x 1.3	125	51	8	\$1273
PBBT4820TCG	20 x 48 x 1.3	125	52	7	\$1137
PBBT4220TCG	20 x 42 x 1.3	125	43	6	\$974

NOT ON CONTRACT

Required Specifications
 Finish

Optional Specifications
 Additional grommet

CRENZAS	MODEL#	DIMENSIONS D x W x H	FREIGHT CLASS	WT/LBS.	CUBIC FT.	LIST PRICE
 <p>Full Storage Credenza</p>	PBCF7220FG	20 x 72 x 29	92.5	272	24	\$6644
	PBCF6020NM	20 x 60 x 29	92.5	220	20	\$5736
Lateral file on left and storage cabinet on right .						
 <p>Full Storage Credenza</p>	PBCF7220GF	20 x 72 x 29	92.5	272	24	\$6644
	PBCF6020MN	20 x 60 x 29	92.5	220	20	\$5536
Storage cabinet on left and lateral file on right .						
 <p>Full Storage Credenza</p>	PBC7220FF	20 x 72 x 29	92.5	287	24	\$8500
	PBC6020NN	20 x 60 x 29	92.5	205	20	\$7439
Lateral files on left and right .						
 <p>Full Storage Credenza</p>	PBC10820FFF	20 x 108 x 29	92.5	412	36	\$14272
	PBC9020MMN	20 x 90 x 29	92.5	337	30	\$11896
Lateral files on left, center, and right .						
 <p>Full Storage Credenza</p>	PBC7220GG	20 x 72 x 29	92.5	253	24	\$6308
	PBC6020MM	20 x 60 x 29	92.5	209	20	\$5519
Storage cabinets on left and right .						

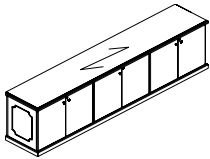
NOT ON CONTRACT

Required Specifications
Finish

Optional Specifications
Additional grommet

CRENZAS

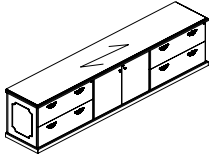
MODEL# DIMENSIONS FREIGHT CLASS WT/LBS. CUBIC FT. LIST PRICE



Full Storage Credenza

	D x W x H					
PBC10820GGG	20 x 108 x 29	125	278	36	\$11374	
PBC9020MMM	20 x 90 x 29	125	228	30	\$9481	

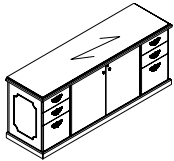
Storage cabinets on **left, center,** and **right.**



Full Storage Credenza

PBC10824FGF	24 x 108 x 29	92.5	479	44	\$16000	
PBC9024NNM	24 x 90 x 29	92.5	399	36	\$7331	
PBC10820FGF	20 x 108 x 29	92.5	388	36	\$7307	
PBC9020NNM	20 x 90 x 29	92.5	321	30	\$7087	

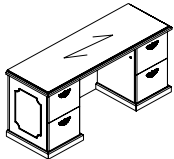
Lateral files on **left** and **right**; storage cabinet in **center.**



Full Storage Credenza

PBC7224DGD	24 x 72 x 29	92.5	319	27	\$9837	
PBC6024DGD	24 x 60 x 29	92.5	266	24	\$9016	
PBC7220DGD	20 x 72 x 29	85	298	24	\$8571	
PBC6020DGD	20 x 60 x 29	85	236	20	\$7500	

Box/box/file on **left** and **right**; storage cabinet in **center.**



Double Pedestal Credenza

PBCK8424EE	24 x 84 x 29	92.5	348	34	\$9345	
PBCK7824EE	24 x 78 x 29	92.5	319	31	\$8682	
PBCK7224EE	24 x 72 x 29	100	280	29	\$8019	
PBCK6624EE	24 x 66 x 29	100	261	27	\$7894	
PBCK6024EE	24 x 60 x 29	100	238	24	\$7345	

PBCK8420EE	20 x 84 x 29	92.5	307	28	\$8149	
PBCK7820EE	20 x 78 x 29	92.5	285	26	\$7566	
PBCK7220EE	20 x 72 x 29	92.5	267	24	\$6984	
PBCK6620EE	20 x 66 x 29	92.5	244	22	\$6398	
PBCK6020EE	20 x 60 x 29	92.5	220	20	\$5821	

File/file pedestals on **left** and **right**. Full height back panel. Kneespace in center.

PBCK8424DD	24 x 84 x 29	92.5	348	34	\$9345	
PBCK7824DD	24 x 78 x 29	92.5	319	31	\$8682	
PBCK7224DD	24 x 72 x 29	100	280	29	\$8019	
PBCK6624DD	24 x 66 x 29	100	261	27	\$7894	
PBCK6024DD	24 x 60 x 29	100	238	24	\$7345	

PBCK8420DD	20 x 84 x 29	92.5	307	28	\$8149	
PBCK7820DD	20 x 78 x 29	92.5	285	26	\$7566	
PBCK7220DD	20 x 72 x 29	92.5	267	24	\$6984	
PBCK6620DD	20 x 66 x 29	92.5	244	22	\$6398	
PBCK6020DD	20 x 60 x 29	92.5	220	20	\$5821	

Box/box/file pedestals on **left** and **right**. Full height back panel. Kneespace in center.

Required Specifications
Finish

Optional Specifications
Additional grommet

CRENZAS

MODEL# DIMENSIONS FREIGHT CLASS WT/LBS. CUBIC FT. LIST PRICE

D x W x H

PBCK8424ED	24 x 84 x 29	92.5	348	34	\$9345
PBCK7824ED	24 x 78 x 29	92.5	319	31	\$8682
PBCK7224ED	24 x 72 x 29	100	280	29	\$8019
PBCK6624ED	24 x 66 x 29	100	261	27	\$7894
PBCK6024ED	24 x 60 x 29	100	238	24	\$7345

PBCK8420ED	20 x 84 x 29	92.5	307	28	\$8149
PBCK7820ED	20 x 78 x 29	92.5	285	26	\$7566
PBCK7220ED	20 x 72 x 29	92.5	267	24	\$6984
PBCK6620ED	20 x 66 x 29	92.5	244	22	\$6398
PBCK6020ED	20 x 60 x 29	92.5	220	20	\$5821

File/file pedestal on **left** and box/box/file pedestal on **right**. Full height back panel. Kneespace in center.

PBCK8424DE	24 x 84 x 29	92.5	348	34	\$9345
PBCK7824DE	24 x 78 x 29	92.5	319	31	\$8682
PBCK7224DE	24 x 72 x 29	100	280	29	\$8019
PBCK6624DE	24 x 66 x 29	100	261	27	\$7894
PBCK6024DE	24 x 60 x 29	100	238	24	\$7345

PBCK8420DE	20 x 84 x 29	92.5	307	28	\$8149
PBCK7820DE	20 x 78 x 29	92.5	285	26	\$7566
PBCK7220DE	20 x 72 x 29	92.5	267	24	\$6984
PBCK6620DE	20 x 66 x 29	92.5	244	22	\$6398
PBCK6020DE	20 x 60 x 29	92.5	220	20	\$5821

Box/box/file pedestal on **left** and file/file pedestal on **right**. Full height back panel. Kneespace in center.

PBCL8424E	24 x 84 x 29	100	315	34	\$7066
PBCL7824E	24 x 78 x 29	100	292	31	\$6564
PBCL7224E	24 x 72 x 29	100	270	29	\$6057
PBCL6624E	24 x 66 x 29	100	247	27	\$5830
PBCL6024E	24 x 60 x 29	100	225	24	\$5301

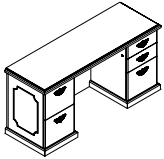
PBCL8420E	20 x 84 x 29	100	273	28	\$6159
PBCL7820E	20 x 78 x 29	100	252	26	\$5719
PBCL7220E	20 x 72 x 29	100	237	24	\$5280
PBCL6620E	20 x 66 x 29	100	216	22	\$5082
PBCL6020E	20 x 60 x 29	100	195	20	\$4623

File/file pedestal on **left**.

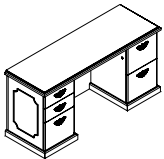
PBCR8424E	24 x 84 x 29	100	315	34	\$7066
PBCR7824E	24 x 78 x 29	100	292	31	\$6564
PBCR7224E	24 x 72 x 29	100	270	29	\$6057
PBCR6624E	24 x 66 x 29	100	247	27	\$5830
PBCR6024E	24 x 60 x 29	100	225	24	\$5301

PBCR8420E	20 x 84 x 29	100	273	28	\$6159
PBCR7820E	20 x 78 x 29	100	252	26	\$5719
PBCR7220E	20 x 72 x 29	100	237	24	\$5280
PBCR6620E	20 x 66 x 29	100	216	22	\$5082
PBCR6020E	20 x 60 x 29	100	195	20	\$4623

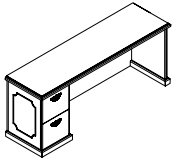
File/file pedestal on **right**.



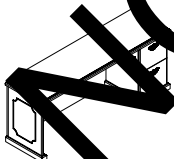
Double Pedestal Credenza



Double Pedestal Credenza



Single Pedestal Credenza - Left



Single Pedestal Credenza - Right

NOT A CONTRACT

Required Specifications
Finish

Optional Specifications
Additional grommet

CRENZAS

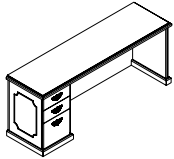
MODEL# DIMENSIONS FREIGHT CLASS WT/LBS. CUBIC FT. LIST PRICE

D x W x H

PBCL8424D	24 x 84 x 29	100	315	34	\$7066
PBCL7824D	24 x 78 x 29	100	292	31	\$6564
PBCL7224D	24 x 72 x 29	100	270	29	\$6057
PBCL6624D	24 x 66 x 29	100	247	27	\$5830
PBCL6024D	24 x 60 x 29	100	225	24	\$5301

PBCL8420D	20 x 84 x 29	100	273	28	\$6159
PBCL7820D	20 x 78 x 29	100	252	26	\$5719
PBCL7220D	20 x 72 x 29	100	237	24	\$5280
PBCL6620D	20 x 66 x 29	100	216	22	\$5082
PBCL6020D	20 x 60 x 29	100	195	20	\$4623

Box/box/file pedestal on **left**.

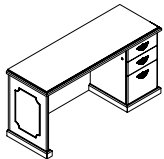


Single Pedestal Credenza - Left

PBCR8424D	24 x 84 x 29	100	315	34	\$7066
PBCR7824D	24 x 78 x 29	100	292	31	\$6564
PBCR7224D	24 x 72 x 29	100	270	29	\$6057
PBCR6624D	24 x 66 x 29	100	247	27	\$5830
PBCR6024D	24 x 60 x 29	100	225	24	\$5301

PBCR8420D	20 x 84 x 29	100	273	28	\$6159
PBCR7820D	20 x 78 x 29	100	252	26	\$5719
PBCR7220D	20 x 72 x 29	100	237	24	\$5280
PBCR6620D	20 x 66 x 29	100	216	22	\$5082
PBCR6020D	20 x 60 x 29	100	195	20	\$4623

Box/box/file pedestal on **right**.

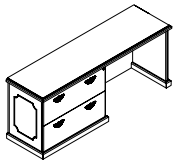


Single Pedestal Credenza - Right

PBCL8424F	24 x 84 x 29	100	305	34	\$8214
PBCL7824F	24 x 78 x 29	100	285	31	\$7623
PBCL7224F	24 x 72 x 29	100	261	29	\$7042
PBCL6624F	24 x 66 x 29	100	239	27	\$6836
PBCL6024F	24 x 60 x 29	100	218	24	\$6153

PBCL8420F	20 x 84 x 29	100	253	28	\$7160
PBCL7820F	20 x 78 x 29	100	233	26	\$6643
PBCL7220F	20 x 72 x 29	100	218	24	\$6132
PBCL6620F	20 x 66 x 29	100	197	22	\$5905
PBCL6020F	20 x 60 x 29	100	176	20	\$5362

36" lateral file on **left**.

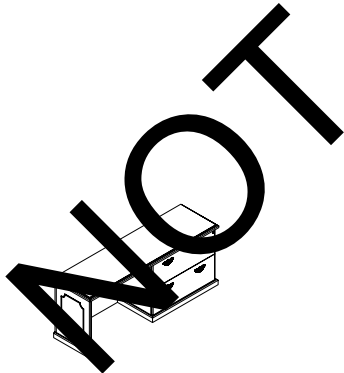


Single Pedestal Credenza - Left

PBCR8424F	24 x 84 x 29	100	305	34	\$8214
PBCR7824F	24 x 78 x 29	100	285	31	\$7623
PBCR7224F	24 x 72 x 29	100	261	29	\$7042
PBCR6624F	24 x 66 x 29	100	239	27	\$6836
PBCR6024F	24 x 60 x 29	100	218	24	\$6153

PBCR8420F	20 x 84 x 29	100	253	28	\$7160
PBCR7820F	20 x 78 x 29	100	233	26	\$6643
PBCR7220F	20 x 72 x 29	100	218	24	\$6132
PBCR6620F	20 x 66 x 29	100	197	22	\$5905
PBCR6020F	20 x 60 x 29	100	176	20	\$5362

36" lateral file on **right**.



Single Pedestal Credenza - Right

Required Specifications
 Finish

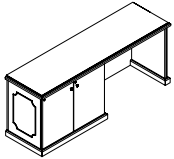
Optional Specifications
 Additional grommet

CREDENZAS

MODEL# DIMENSIONS FREIGHT CLASS WT/LBS. CUBIC FT. LIST PRICE

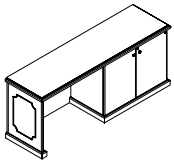
D x W x H

PBCL8424G	24 x 84 x 29	100	338	34	\$7378
PBCL7824G	24 x 78 x 29	92.5	314	31	\$6848
PBCL7224G	24 x 72 x 29	92.5	290	29	\$6341
PBCL6624G	24 x 66 x 29	100	266	27	\$6086
PBCL6024G	24 x 60 x 29	92.5	242	24	\$5533
PBCL8420G	20 x 84 x 29	92.5	290	28	\$6429
PBCL7820G	20 x 78 x 29	92.5	272	26	\$5969
PBCL7220G	20 x 72 x 29	92.5	252	24	\$5511
PBCL6620G	20 x 66 x 29	92.5	230	22	\$5296
PBCL6020G	20 x 60 x 29	92.5	208	20	\$4823



Single Pedestal Credenza - Left

36" storage cabinet on left.



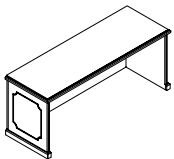
Single Pedestal Credenza - Right

36" storage cabinet on right.

PBCR8424G	24 x 84 x 29	100	338	34	\$7378
PBCR7824G	24 x 78 x 29	92.5	314	31	\$6848
PBCR7224G	24 x 72 x 29	92.5	290	29	\$6341
PBCR6624G	24 x 66 x 29	100	266	27	\$6086
PBCR6024G	24 x 60 x 29	92.5	242	24	\$5533
PBCR8420G	20 x 84 x 29	92.5	290	28	\$6429
PBCR7820G	20 x 78 x 29	92.5	272	26	\$5969
PBCR7220G	20 x 72 x 29	92.5	252	24	\$5511
PBCR6620G	20 x 66 x 29	92.5	230	22	\$5296
PBCR6020G	20 x 60 x 29	92.5	208	20	\$4823

PBC12024	24 x 120 x 29	100	387	48	\$6294
PBC11424	24 x 114 x 29	92.5	367	46	\$5983
PBC10824	24 x 108 x 29	125	348	44	\$5667
PBC10224	24 x 102 x 29	100	329	41	\$5346
PBC9624	24 x 96 x 29	125	309	39	\$5035
PBC9024	24 x 90 x 29	100	290	36	\$4718
PBC8424	24 x 84 x 29	125	271	34	\$4407
PBC7824	24 x 78 x 29	100	251	31	\$4089
PBC7224	24 x 72 x 29	100	232	29	\$3778
PBC6624	24 x 66 x 29	125	213	27	\$3644
PBC6024	24 x 60 x 29	100	193	24	\$3307
PBC5424	24 x 54 x 29	125	174	22	\$3128
PBC4824	24 x 48 x 29	100	155	19	\$2957
PBC4224	24 x 42 x 29	125	135	17	\$2506

With full back panel.



Credenza Shell

NOT

Required Specifications
Finish

Optional Specifications
Additional grommet

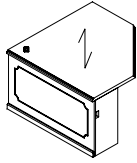
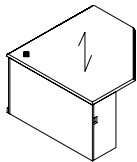
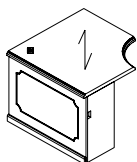
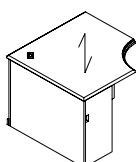
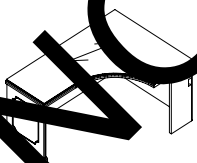
CORNERS - NOTES

NOTE: Arrow indicates direction of grain

D x W x H

Corners

- All units are shipped assembled
- Unit includes grommets shown and installed horizontal wire management
- Corner units and extended corner units must be used exclusively with linking bridges and linking returns
- **Linking bridges** are handed by recessed end panel
- **Extended corner tables** have no molding on back side. Grommets are not included and must be specified.
- **Linking returns** include grommets shown and installed horizontal wire management. Handed by full end panel.
- **Tables** include grommets shown and installed horizontal wire management.

CORNERS AND COMPONENTS	MODEL#	DIMENSIONS	FREIGHT CLASS	WT./LBS.	CUBIC FT.	LIST PRICE
 <p>Corner Table - Left</p>	PBE484824ML	48 x 48 x 29	150	196	35	\$399
	PBE424224ML	42 x 42 x 29	150	150	30	\$338
	PBE363624ML	36 x 36 x 29	150	130	22	\$3216
With 2 recessed end panels.						
 <p>Corner Table - Right</p>	PBE484824MR	48 x 48 x 29	150	196	35	\$4399
	PBE424224MR	42 x 42 x 29	150	150	30	\$3384
	PBE363624MR	36 x 36 x 29	150	130	22	\$3216
With 2 recessed end panels.						
 <p>Corner Table - Left</p>	PBEK484824ML	48 x 48 x 29	150	196	39	\$5059
	PBEK424224ML	42 x 42 x 29	150	150	30	\$3893
	PBEK363624ML	36 x 36 x 29	150	130	22	\$3698
With 2 recessed end panels and inner curve.						
 <p>Corner Table - Right</p>	PBEK484824MR	48 x 48 x 29	150	196	39	\$5059
	PBEK424224MR	42 x 42 x 29	150	150	30	\$3893
	PBEK363624MR	36 x 36 x 29	150	130	22	\$3698
With 2 recessed end panels and inner curve.						
 <p>Extended Corner Table - Left</p>	PBEKL964824	96 x 48 x 29	150	387	77	\$7375
	PBEKL904824	90 x 48 x 29	150	363	73	\$6963
	PBEKL844824	84 x 48 x 29	150	338	68	\$6878
	PBEKL784824	78 x 48 x 29	150	314	63	\$6844
	PBEKL724824	72 x 48 x 29	150	290	58	\$6504
	PBEKL664824	66 x 48 x 29	150	266	52	\$6061
	PBEKL604824	60 x 48 x 29	150	242	48	\$5625
With full back panel.						

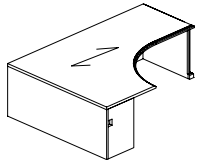
Required Specifications
Finish

Optional Specifications
Additional grommet

CORNERS AND COMPONENTS

MODEL# DIMENSIONS FREIGHT CLASS WT./LBS. CUBIC FT. LIST PRICE

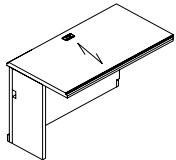
D x W x H



Extended Corner Table - Right

PBEKR489624	96 x 48 x 29	150	387	77	\$7375
PBEKR489024	90 x 48 x 29	150	363	73	\$6963
PBEKR488424	84 x 48 x 29	150	338	68	\$6878
PBEKR487824	78 x 48 x 29	150	314	63	\$6844
PBEKR487224	72 x 48 x 29	150	290	58	\$6504
PBEKR486624	66 x 48 x 29	150	266	52	\$6061
PBEKR486024	60 x 48 x 29	150	242	48	\$5625

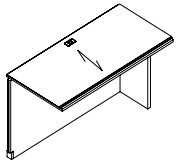
With full back panel.



Linking Bridge - Left

PBBT6024NLLCG	24 x 60 x 29	125	145	24	\$2865
PBBT5424NLLCG	24 x 54 x 29	150	131	22	\$2577
PBBT4824NLLCG	24 x 48 x 29	125	116	19	\$2291
PBBT4224NLLCG	24 x 42 x 29	125	102	17	\$1856
PBBT3624NLLCG	24 x 36 x 29	150	87	15	\$1686
PBBT3024NLLCG	24 x 30 x 29	125	73	12	\$1647

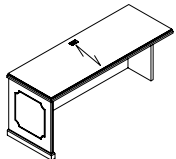
To join corner worksurface to desk or credenza. Full back panel.



Linking Bridge - Right

PBBT6024NLR CG	24 x 60 x 29	125	145	24	\$2865
PBBT5424NLR CG	24 x 54 x 29	150	131	22	\$2577
PBBT4824NLR CG	24 x 48 x 29	125	116	19	\$2291
PBBT4224NLR CG	24 x 42 x 29	125	102	17	\$1856
PBBT3624NLR CG	24 x 36 x 29	150	87	15	\$1686
PBBT3024NLR CG	24 x 30 x 29	125	73	12	\$1647

To join corner worksurface to desk or credenza. Full back panel.



Linking Return - Left

PBVL9624CG	24 x 96 x 29	150	200	39	\$4745
PBVL9024CG	24 x 90 x 29	150	187	36	\$4448
PBVL8424CG	24 x 84 x 29	150	174	34	\$4153
PBVL7824CG	24 x 78 x 29	150	162	31	\$3857
PBVL7224CG	24 x 72 x 29	150	149	29	\$3559
PBVL6624CG	24 x 66 x 29	150	141	27	\$3340
PBVL6024CG	24 x 60 x 29	150	132	24	\$3122
PBVL5424CG	24 x 54 x 29	150	121	22	\$2947
PBVL4824CG	24 x 48 x 29	125	115	19	\$2768
PBVL4224CG	24 x 42 x 29	150	99	17	\$2335
PBVL3624CG	24 x 36 x 29	150	83	15	\$2250
PBVL3024CG	24 x 30 x 29	125	77	12	\$2210
PBVL2424CG	24 x 24 x 29	125	61	10	\$1854

To be used with corner unit.

NOT A CONTRACT

Required Specifications
Finish

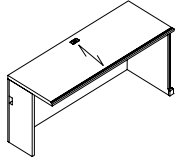
Optional Specifications
Additional grommet

CORNERS AND COMPONENTS

MODEL# DIMENSIONS FREIGHT CLASS WT/LBS. CUBIC FT. LIST PRICE

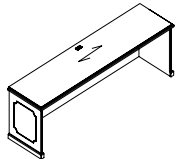
D x W x H

PBVR9624CG	24 x 96 x 29	150	200	39	\$4745
PBVR9024CG	24 x 90 x 29	150	187	36	\$4448
PBVR8424CG	24 x 84 x 29	150	174	34	\$4153
PBVR7824CG	24 x 78 x 29	150	162	31	\$3857
PBVR7224CG	24 x 72 x 29	150	149	29	\$3559
PBVR6624CG	24 x 66 x 29	150	141	27	\$3340
PBVR6024CG	24 x 60 x 29	150	132	24	\$3122
PBVR5424CG	24 x 54 x 29	150	121	22	\$2947
PBVR4824CG	24 x 48 x 29	125	115	19	\$2768
PBVR4224CG	24 x 42 x 29	150	99	17	\$2335
PBVR3624CG	24 x 36 x 29	150	83	15	\$2150
PBVR3024CG	24 x 30 x 29	125	77	12	\$210
PBVR2424CG	24 x 24 x 29	125	61	10	\$154



Linking Return - Right

To be used with corner unit.



Freestanding Table

PBVT9624	24 x 96 x 29	150	213	39	\$4848
PBVT9024	24 x 90 x 29	150	199	36	\$4545
PBVT8424	24 x 84 x 29	150	186	34	\$4243
PBVT7824	24 x 78 x 29	150	173	31	\$3934
PBVT7224	24 x 72 x 29	150	160	29	\$3637
PBVT6624	24 x 66 x 29	150	147	27	\$3418
PBVT6024	24 x 60 x 29	150	133	24	\$3204
PBVT5424	24 x 54 x 29	150	128	22	\$3024
PBVT4824	24 x 48 x 29	125	120	19	\$2847
PBVT4224	24 x 42 x 29	150	104	17	\$2409
PBVT3624	24 x 36 x 29	150	88	15	\$2329
PBVT3024	24 x 30 x 29	125	82	12	\$2284
PBVT2424	24 x 24 x 29	125	65	10	\$1921

Full end panels.



Corner Filler Top

PBV1212CT	12 x 12 x 23	150	5	1	\$974
-----------	--------------	-----	---	---	-------

NOT ON CONTRACT

Required Specifications
 Finish

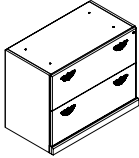
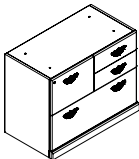
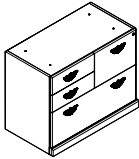
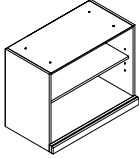
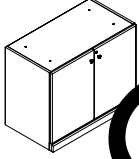
Optional Specifications
 Additional grommet

MODULAR STORAGE - NOTES

D x W x H

- All storage components are shipped assembled
- Components 28" high are intended for use with a desk, credenza or return shell
- Backs on 28" high pedestals and cabinets are unfinished. If finished back is required, see page 353.
- If a profiled top is required, please see "Freestanding Storage" section.

MODULAR STORAGE

	MODEL#	DIMENSIONS	FREIGHT CLASS	WT/LBS.	CUBIC FT.	LIST PRICE
 <p>Modular Lateral File</p>	PBWF	19.1 x 35.1 x 28	92.5	115	11	\$3962
	PBWN	19.1 x 30 x 28	92.5	96	9	\$3468
 <p>Modular Combination Storage</p>	PBWZL	19.1 x 35.1 x 28	92.5	115	11	\$3894
	With 1 lateral file, 2 box drawers in the top right, and 1 file drawer in the top left.					
 <p>Modular Combination Storage</p>	PBWZR	19.1 x 35.1 x 28	92.5	115	11	\$3894
	With 1 lateral file, 2 box drawers in the top left, and 1 file drawer in the top right.					
 <p>Modular Open Storage</p>	PBWOB36	19.1 x 35.1 x 28	100	92	11	\$1955
	PBWOP30	19.1 x 30 x 28	100	77	9	\$1733
Storage with 1 adjustable shelf.						
 <p>Modular Storage Cabinet w/Doors</p>	PBWG	19.1 x 35.1 x 28	92.5	115	11	\$2441
	PBWM	19.1 x 30 x 28	92.5	96	9	\$2164
Storage with 1 adjustable shelf.						

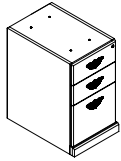
NOT ON CONTRACT

Required Specifications
Finish

MODULAR STORAGE

MODEL# DIMENSIONS FREIGHT CLASS WT/LBS. CUBIC FT. LIST PRICE

D x W x H



Modular Pedestal

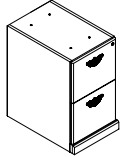
Letter width:

PBWWDD	23 x 15.6 x 28	85	72	6	\$3058
PBWD	19 x 15.6 x 28	85	70	5	\$2661

Legal width:

PBWWLD	23 x 18.5 x 28	85	85	7	\$3669
PBWLD	19 x 18.5 x 28	85	83	6	\$3193

Box/box/file pedestal.



Modular Pedestal

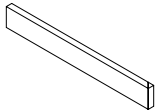
Letter width:

PBWWLE	23 x 15.6 x 28	85	72	6	\$3058
PBWE	19 x 15.6 x 28	85	70	5	\$2661

Legal width:

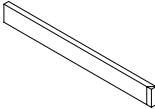
PBWWLE	23 x 18.5 x 28	85	85	7	\$3669
PBWLE	19 x 18.5 x 28	85	83	6	\$3193

File/file pedestal.



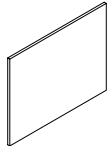
Decorative Base Trim - Left

PBAS-WL	1 x 19 x 2.5	70	1	0.01	\$299
PBAS-WWL	1 x 23 x 2.5	70	1	0.01	\$368



Decorative Base Trim - Right

PBAS-WR	1 x 19 x 2.5	70	1	0.01	\$299
PBAS-WWR	1 x 23 x 2.5	70	1	0.01	\$368



Finished Back

PBBA36	0.8 x 35 x 27.5	125	18	3	\$467
PBBA30	0.8 x 30 x 27.5	150	15	3	\$388
PBBA18	0.8 x 18.5 x 27.5	150	10	2	\$226
PBBA15	0.8 x 15.5 x 27.5	150	8	2	\$196

For modular pedestals.

NOT ON CONTRACT

Required Specifications

Finish

HUTCHES & WALL MOUNTED STORAGE NOTES

D x W x H

NOTE: Arrow indicates direction of grain

Hutches

- All hutches are shipped assembled
- Bronze glass door is standard. Clear glass is available, please contact customer care.

Closed pigeon hole storage hutch

- 42" unit has 21.5" of clearance
- Hutches longer than 102" have 8 doors, hutches between 102" and 84" have 6 doors, and hutches less than 84" have 4 doors.

Closed storage hutch

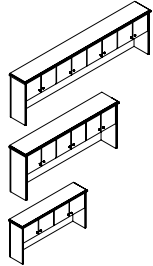
- 36" unit has 19.5" of clearance.
- 42" and 54" units have 25.5" of clearance
- Hutches longer than 102" have 8 doors, hutches between 102" and 84" have 6 doors, and hutches less than 84" have 4 doors.

Tasklight

- For proper size see page 333.

HUTCHES & WALL MOUNTED STORAGE

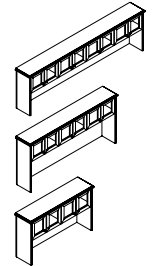
MODEL# DIMENSIONS FREIGHT CLASS WT./LBS. CUBIC FT.



36" H Storage Hutch w/Wood Doors

PB108SH36	15 x 108 x 36	125	268	34	\$927
PB102SH36	15 x 102 x 36	125	254	32	\$902
PB96SH36	15 x 96 x 36	100	241	30	\$675
PB90SH36	15 x 90 x 36	100	227	28	\$6353
PB84SH36	15 x 84 x 36	100	214	26	\$5931
PB78SH36	15 x 78 x 36	100	200	24	\$5510
PB72SH36	15 x 72 x 36	100	187	23	\$5084
PB66SH36	15 x 66 x 36	100	173	21	\$4891
PB60SH36	15 x 60 x 36	100	160	19	\$4663

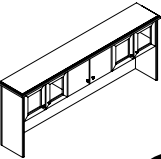
Hutches longer than 102" have 8 doors, hutches between 102" and 84" have 6 doors, and hutches less than 84" have 4 doors.



36" H Storage Hutch w/Glass Doors

PB108SH36G	15 x 108 x 36	125	268	34	\$10639
PB102SH36G	15 x 102 x 36	125	254	32	\$9598
PB96SH36G	15 x 96 x 36	100	241	30	\$9133
PB90SH36G	15 x 90 x 36	100	227	28	\$8682
PB84SH36G	15 x 84 x 36	100	214	26	\$8221
PB78SH36G	15 x 78 x 36	100	200	24	\$7771
PB72SH36G	15 x 72 x 36	100	187	23	\$6704
PB66SH36G	15 x 66 x 36	100	173	21	\$6461
PB60SH36G	15 x 60 x 36	100	160	19	\$6188

Hutches with wood framed glass doors. Hutches longer than 102" have 8 doors, hutches between 102" and 84" have 6 doors, and hutches less than 84" have 4 doors.



36" H Storage Hutch w/Wood/Glass Doors

PB102SH36GDG	15 x 102 x 36	125	254	32	\$8850
PB96SH36GDG	15 x 96 x 36	100	241	30	\$8388
PB90SH36GDG	15 x 90 x 36	100	227	28	\$7936
PB84SH36GDG	15 x 84 x 36	100	214	26	\$7476

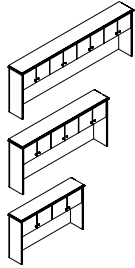
Wood doors in the center and wood framed glass doors on left and right.

Required Specifications
Finish

Optional Specifications
Additional grommet

HUTCHES & WALL MOUNTED STORAGE

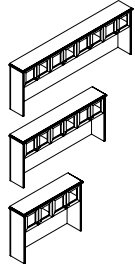
MODEL# DIMENSIONS FREIGHT CLASS WT/LBS. CUBIC FT. LIST PRICE



42" H Storage Hutch w/Wood Doors

MODEL#	D x W x H	DIMENSIONS	FREIGHT CLASS	WT/LBS.	CUBIC FT.	LIST PRICE
PB108SH42	15 x 108 x 42	15 x 108 x 42	125	307	39	\$8892
PB102SH42	15 x 102 x 42	15 x 102 x 42	125	290	37	\$8399
PB96SH42	15 x 96 x 42	15 x 96 x 42	125	273	35	\$7907
PB90SH42	15 x 90 x 42	15 x 90 x 42	125	256	33	\$7410
PB84SH42	15 x 84 x 42	15 x 84 x 42	125	239	31	\$6916
PB78SH42	15 x 78 x 42	15 x 78 x 42	150	222	38	\$6422
PB72SH42	15 x 72 x 42	15 x 72 x 42	125	205	26	\$5931
PB66SH42	15 x 66 x 42	15 x 66 x 42	125	188	24	\$5712
PB60SH42	15 x 60 x 42	15 x 60 x 42	125	171	22	\$5437

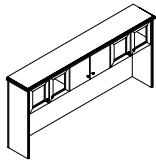
Hutches longer than 102" have 8 doors, hutches between 102" and 84" have 6 doors, and hutches less than 84" have 4 doors.



42" H Storage Hutch w/Glass Doors

PB108SH42G	15 x 108 x 42	15 x 108 x 42	125	307	39	\$11892
PB102SH42G	15 x 102 x 42	15 x 102 x 42	125	290	37	\$10794
PB96SH42G	15 x 96 x 42	15 x 96 x 42	125	273	35	\$10287
PB90SH42G	15 x 90 x 42	15 x 90 x 42	125	256	33	\$9734
PB84SH42G	15 x 84 x 42	15 x 84 x 42	125	239	31	\$9210
PB78SH42G	15 x 78 x 42	15 x 78 x 42	150	222	38	\$8686
PB72SH42G	15 x 72 x 42	15 x 72 x 42	125	205	26	\$7549
PB66SH42G	15 x 66 x 42	15 x 66 x 42	125	188	24	\$7280
PB60SH42G	15 x 60 x 42	15 x 60 x 42	125	171	22	\$6960

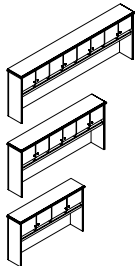
Wood framed glass doors. Hutches longer than 102" have 8 doors, hutches between 102" and 84" have 6 doors, and hutches less than 84" have 4 doors.



42" H Storage Hutch w/Doors

PB102SH42GDG	15 x 102 x 42	15 x 102 x 42	125	290	37	\$10047
PB96SH42GDG	15 x 96 x 42	15 x 96 x 42	125	273	35	\$9518
PB90SH42GDG	15 x 90 x 42	15 x 90 x 42	125	256	33	\$8990
PB84SH42GDG	15 x 84 x 42	15 x 84 x 42	125	239	31	\$8464

Wood doors in the center and wood framed glass doors on left and right.



42" H Storage Hutch w/Wood Doors & Pigeon-Holes

PB108SH42	15 x 108 x 42	15 x 108 x 42	125	307	39	\$10667
PB102SHP42	15 x 102 x 42	15 x 102 x 42	125	290	37	\$10078
PB96SHP42	15 x 96 x 42	15 x 96 x 42	125	273	35	\$9487
PB90SHP42	15 x 90 x 42	15 x 90 x 42	125	256	33	\$8892
PB84SHP42	15 x 84 x 42	15 x 84 x 42	125	239	31	\$8296
PB78SHP42	15 x 78 x 42	15 x 78 x 42	150	222	38	\$7708
PB72SHP42	15 x 72 x 42	15 x 72 x 42	125	205	26	\$7119
PB66SHP42	15 x 66 x 42	15 x 66 x 42	125	241	31	\$7340
PB60SHP42	15 x 60 x 42	15 x 60 x 42	125	171	22	\$6523

Hutches longer than 102" have 8 doors, hutches between 102" and 84" have 6 doors, and hutches less than 84" have 4 doors.

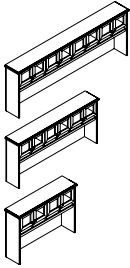
Required Specifications
 Finish

Optional Specifications
 Additional grommet

HUTCHES & WALL MOUNTED STORAGE

MODEL# DIMENSIONS FREIGHT CLASS WT/LBS. CUBIC FT. LIST PRICE

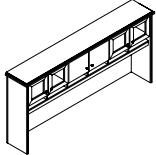
D x W x H



42"H Storage Hutch w/Glass Doors & Pigeon-Holes

PB108SHP42G	15 x 108 x 42	125	307	39	\$13612
PB102SHP42G	15 x 102 x 42	125	290	37	\$12410
PB96SHP42G	15 x 96 x 42	125	273	35	\$11818
PB90SHP42G	15 x 90 x 42	125	256	33	\$11184
PB84SHP42G	15 x 84 x 42	125		31	
PB78SHP42G	15 x 78 x 42	150	222	38	\$9908
PB72SHP42G	15 x 72 x 42	125	205	26	\$8695
PB66SHP42G	15 x 66 x 42	125	188	24	\$8409
PB60SHP42G	15 x 60 x 42	125	171	22	\$8001

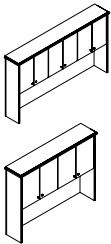
Wood framed glass doors. Hutches longer than 102" have 8 doors, hutches between 102" and 84" have 6 doors, and hutches less than 84" have 4 doors.



42"H Storage Hutch w/Doors & Pigeon-Holes

PB102SHP42GDG	15 x 102 x 42	125	290	37	\$11818
PB96SHP42GDG	15 x 96 x 42	125	273	35	\$11084
PB90SHP42GDG	15 x 90 x 42	125	256	33	\$10438
PB84SHP42GDG	15 x 84 x 42	125	239	31	\$9774

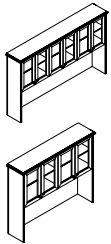
Wood doors in the center and wood framed glass doors on left and right.



54"H Storage Hutch w/Wood Doors

PB962SH54	15 x 96 x 55	125	309	45	\$10158
PB902SH54	15 x 90 x 55	125	292	42	\$9526
PB842SH54	15 x 84 x 55	125	309	39	\$8892
PB782SH54	15 x 78 x 55	125	285	37	\$8257
PB722SH54	15 x 72 x 55	125	263	34	\$7626
PB662SH54	15 x 66 x 55	125	241	31	\$7340
PB602SH54	15 x 60 x 55	125	219	28	\$6985

Hutches between 96" and 84" have 6 doors; hutches less than 84" have 4 doors. One adjustable shelf.



54"H Storage Hutch w/Glass Doors

PB962SH54G	15 x 96 x 55	125	351	45	\$13114
PB902SH54G	15 x 90 x 55	125	329	42	\$12224
PB842SH54G	15 x 84 x 55	125	307	39	\$11326
PB782SH54G	15 x 78 x 55	125	285	37	\$10434
PB722SH54G	15 x 72 x 55	125	263	34	\$9544
PB662SH54G	15 x 66 x 55	125	241	31	\$9196
PB602SH54G	15 x 60 x 55	125	219	28	\$8781

Wood framed glass doors. Hutches between 96" and 84" have 6 doors; hutches less than 84" have 4 doors. One adjustable shelf.



54"H Storage Hutch w/Doors

PB962SH54GDG	15 x 96 x 55	125	351	45	\$12182
PB902SH54GDG	15 x 90 x 55	125	329	42	\$11294
PB842SH54GDG	15 x 84 x 55	125	307	39	\$10394

Wood doors in the center and wood framed glass doors on left and right. One adjustable shelf.

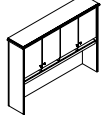
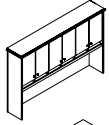
Required Specifications
Finish

NOT A CONTRACT

HUTCHES & WALL MOUNTED STORAGE

MODEL# DIMENSIONS FREIGHT CLASS WT/LBS. CUBIC FT. LIST PRICE

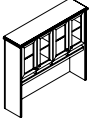
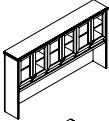
D x W x H



54" H Storage Hutch w/Wood Doors & Pigeon-Holes

PB962SHP54	15 x 96 x 55	125	351	45	\$12195
PB902SHP54	15 x 90 x 55	125	329	42	\$11434
PB842SHP54	15 x 84 x 55	125	307	39	\$10667
PB782SHP54	15 x 78 x 55	125	285	37	\$9908
PB722SHP54	15 x 72 x 55	125	263	34	\$9146
PB662SHP54	15 x 66 x 55	125	241	31	\$8806
PB602SHP54	15 x 60 x 55	125	219	28	\$8381

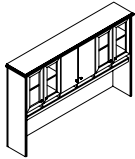
Hutches between 96" and 84" have 6 doors; hutches less than 84" have 4 doors. One adjustable shelf.



54" H Storage Hutch w/Glass Doors & Pigeon-Holes

PB962SHP54	15 x 96 x 55	125	351	45	\$12195
PB902SHP54	15 x 90 x 55	125	329	42	\$11434
PB842SHP54	15 x 84 x 55	125	307	39	\$10667
PB782SHP54	15 x 78 x 55	125	285	37	\$9908
PB722SHP54	15 x 72 x 55	125	263	34	\$9146
PB662SHP54	15 x 66 x 55	125	241	31	\$8806
PB602SHP54	15 x 60 x 55	125	219	28	\$8381

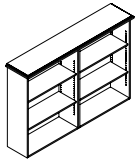
Wood framed glass doors. Hutches between 96" and 84" have 6 doors; hutches less than 84" have 4 doors. One adjustable shelf.



54" H Storage Hutch w/Doors & Pigeon-Holes

PB962SHP54GDG	15 x 96 x 55	125	351	45	\$14218
PB902SHP54GDG	15 x 90 x 55	125	329	42	\$13456
PB842SHP54GDG	15 x 84 x 55	125	307	39	\$12355

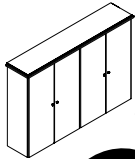
Wood doors in the center, wood framed glass doors on left and right. One adjustable shelf.



Open Hutch

PB720B54	15 x 72 x 55	125	260	35	\$6995
PB360B54	15 x 36.75 x 55	125	130	18	\$3507

Four adjustable shelves.



Hutch w/Wood Doors

PB72BD54	15 x 72 x 55	100	320	35	\$9008
PB36BD54	15 x 36.75 x 55	100	160	18	\$4512

Four adjustable shelves.



Hutch w/Glass Doors

PB72BG54	15 x 72 x 55	100	320	35	\$10213
PB36BG54	15 x 36.75 x 55	100	160	18	\$5109

Wood framed glass doors. Four adjustable shelves.

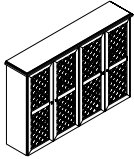
Required Specifications
Finish

Optional Specifications
Additional grommet

NOT ON CONTRACT

HUTCHES & WALL MOUNTED STORAGE

MODEL# DIMENSIONS FREIGHT CLASS WT./LBS. CUBIC FT. LIST PRICE



Hutch w/Wire Mesh Doors

	D x W x H					
PB72BW54	15 x 72 x 55	100	320	35	\$11421	
PB36BW54	15 x 36.75 x 55	100	160	18	\$5860	

Antique Brass wire mesh wood framed doors. Four adjustable shelves.

FREESTANDING STORAGE NOTES

NOTE: Arrow indicates direction of grain

Pedestals

- All units are shipped assembled.
- Standard face locking.

Combination Storage

- All units are shipped assembled.
- No modifications accepted for this unit.
- Box drawers do not lock.
- Standard face locking.

Storage Cabinets

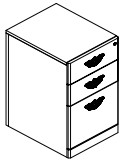
- All units are shipped assembled.
- Units include adjustable shelves.
- Standard face locking.

TV Cabinets

- All units are shipped assembled.
- Units include 170° hinges, grommet on fixed shelf and adjustable shelf in lower cabinet.
- Standard face locking for lower cabinet.
- To add lock for upper cabinet, specify "LO".

FREESTANDING STORAGE

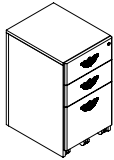
MODEL# DIMENSIONS FREIGHT CLASS WT./LBS. CUBIC FT. LIST PRICE



Freestanding Pedestal

	D x W x H					
PBWDB	19.8 x 15.5 x 28	85	70	5	\$2701	
PBWWDB	23.8 x 15.5 x 28	85	75	6	\$3111	

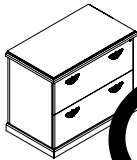
Box/box/file.



Freestanding Mobile Pedestal

PBWDM	19.8 x 15.5 x 28	85	70	5	\$2906	
PBWMDM	23.8 x 15.5 x 28	85	75	6	\$3339	

Box/box/file.



Lateral File 2 High

PBF3624	24 x 36.75 x 29	85	184	15	\$5000	
PBF3620	20 x 36.75 x 29	85	159	12	\$4158	
PBN3024	24 x 31.63 x 29	85	153	12	\$4375	
PBN3020	20 x 31.63 x 29	85	131	10	\$3638	


Two lateral file drawers.

Required Specifications
Finish

Optional Specifications
Additional grommet

FREESTANDING STORAGE


MODEL# DIMENSIONS FREIGHT CLASS WT/LBS. CUBIC FT. LIST PRICE



Lateral File - 3 high

		D x W x H				
PBF36243	24 x 36.75 x 42	92.5	231	21	\$6112	
PBF36203	20 x 36.75 x 42	92.5	193	18	\$5217	
PBN30243	24 x 31.63 x 42	92.5	193	18	\$5343	
PBN30203	20 x 31.63 x 42	92.5	160	15	\$4564	

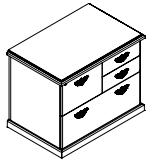
Three lateral file drawers.



Lateral File - 4 high

PBF36244	24 x 36.75 x 54	92.5	297	27	\$7416
PBF36204	20 x 36.75 x 54	92.5	259	23	\$6164
PBN30244	24 x 31.63 x 54	92.5	248	23	\$6508
PBN30204	20 x 31.63 x 54	92.5	214	19	\$5156


Four lateral file drawers.



Combination Storage - Left

PBZL3624	24 x 36.75 x 29	85	184	12	\$5418
PBZL3620	20 x 36.75 x 29	85	160	12	\$4375

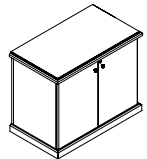
With 1 lateral file, 2 box drawers in the top right, and 1 file drawer in the top left.



Combination Storage - Right

PBZR3624	24 x 36.75 x 29	85	184	15	\$5418
PBZR3620	20 x 36.75 x 29	85	160	12	\$4375

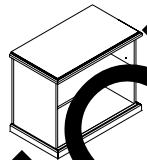
With 1 lateral file, 2 box drawers in the top left, and 1 file drawer in the top right.



Storage Cabinet w/Doors

PBBD3624	24 x 36.75 x 29	92.5	152	15	\$3405
PBBD3620	20 x 36.75 x 29	92.5	129	12	\$2966
PBBD3024	24 x 31.63 x 29	92.5	127	12	\$2981
PBBD3020	20 x 31.63 x 29	92.5	106	10	\$2592

Storage with 1 adjustable shelf.



Open Storage Cabinet

PBOB3624	24 x 36.75 x 29	100	123	15	\$2732
PBOB3620	20 x 36.75 x 29	100	104	12	\$2380
PBOB3024	24 x 31.63 x 29	100	103	12	\$2385
PBOB3020	20 x 31.63 x 29	100	85	10	\$2075

Storage with 1 adjustable shelf.

Required Specifications
Finish

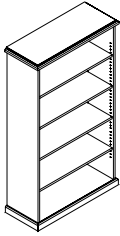
Optional Specifications
Additional grommet

FREESTANDING STORAGE

MODEL# DIMENSIONS FREIGHT CLASS WT/LBS. CUBIC FT. LIST PRICE

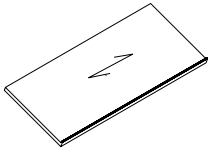
D x W x H

PBB83615	15 x 36.75 x 84	100	246	26	\$4186
PBB73615	15 x 36.75 x 78	100	228	24	\$3887
PBB63615	15 x 36.75 x 72	100	210	23	\$3588
PBB53615	15 x 36.75 x 65	100	188	21	\$3302
PBB43615	15 x 36.75 x 48	100	140	15	\$2720
PBB23615	15 x 36.75 x 29	92.5	90	8	\$2180
PBB23015	15 x 31.63 x 29	92.5	90	8	\$1909
PBB83615	15 x 31.63 x 84	100	246	26	\$4186
PBB73615	15 x 31.63 x 78	100	228	24	\$3887
PBB63615	15 x 31.63 x 72	100	210	23	\$3588
PBB53615	15 x 31.63 x 65	100	188	21	\$3302
PBB43615	15 x 31.63 x 48	100	140	15	\$2720



Open Bookcase

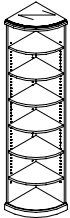
84" and 78" high models have 6 adjustable shelves, 72" has 5 adjustable shelves, 65" has 4 adjustable shelves, 48" has 3 adjustable shelves, 29" has 1 adjustable shelves.



Additional Shelf

PBAG3624	24 x 36 x 1	92.5	112	8	\$125
PBAG3622	22 x 36 x 1	92.5	104	10	\$204
PBAG3620	20 x 36 x 1	92.5	92	8	\$184
PBAG3615	15 x 36 x 1	92.5	84	8	\$162
PBAG3024	24 x 30 x 1	92.5	94	9	\$189
PBAG3022	22 x 30 x 1	100	87	9	\$172
PBAG3020	20 x 30 x 1	100	76	8	\$152
PBAG3015	15 x 30 x 1	100	67	8	\$134

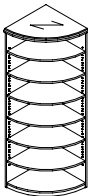
For use with open bookcase. Can be specified for each shelf in an open bookcase.



Quarter Round Open Bookcase

PB8R1515	15 x 15 x 84	125	142	22	\$3295
PB7R1515	15 x 15 x 78	100	95	10	\$3061
PB6R1515	15 x 15 x 72	92.5	83	9	\$2825
PB5R1515	15 x 15 x 65	100	81	9	\$2604
PB4R1515	15 x 15 x 48	100	59	6	\$2142
PB2R1515	15 x 15 x 29	100	37	4	\$1719

84" and 78" high models have 6 adjustable shelves, 72" has 5 adjustable shelves, 65" has 4 adjustable shelves, 48" has 3 adjustable shelves, 29" has 1 adjustable shelf.



Quarter Round Open Bookcase

PBB7R2420H84	24 x 24 x 84	100	234	28	\$5752
PBB7R2420H72	24 x 24 x 72	125	204	28	\$4933
PBB7R2420H65	24 x 24 x 65	100	187	22	\$4524
PBB7R2020H84	20 x 20 x 84	100	163	19	\$5027
PBB7R2020H72	20 x 20 x 72	100	142	17	\$4307
PBB7R2020H65	20 x 20 x 65	100	130	15	\$4039

84" high models have 6 adjustable shelves, 72" has 5 adjustable shelves, and 65" has 4 adjustable shelves

NOT A CONTRACT

Required Specifications

Finish

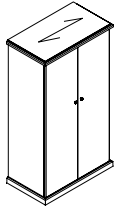
FREESTANDING STORAGE

MODEL# DIMENSIONS FREIGHT CLASS WT/LBS. CUBIC FT. LIST PRICE

D x W x H

PB1D24W36H84	24 x 36.75 x 84	125	304	42	\$7990
PB1D24W36H72	24 x 36.75 x 72	100	283	33	\$6848
PB1D24W36H65	24 x 36.75 x 65	100	259	30	\$6276
PB1D24W30H84	24 x 30.63 x 84	125	304	42	\$6981
PB1D24W30H72	24 x 30.63 x 72	100	283	33	\$5983
PB1D24W30H65	24 x 30.63 x 65	100	259	30	\$5495
PB1D24W24H84	24 x 24 x 84	92.5	320	28	\$5964
PB1D24W24H72	24 x 24 x 72	92.5	255	24	\$5113
PB1D24W24H65	24 x 24 x 65	125	173	22	\$4712

PB1D20W36H84	20 x 36.75 x 84	100	297	35	\$7981
PB1D20W36H72	20 x 36.75 x 72	100	269	30	\$6983
PB1D20W36H65	20 x 36.75 x 65	100	245	28	\$6485
PB1D20W30H84	20 x 30.63 x 84	100	257	29	\$5987
PB1D20W30H72	20 x 30.63 x 72	100	233	25	\$4987
PB1D20W30H65	20 x 30.63 x 65	100	202	23	\$4487
PB1D20W24H84	20 x 24 x 84	100	198	28	\$4656
PB1D20W24H72	20 x 24 x 72	100	179	20	\$3990
PB1D20W24H65	20 x 24 x 65	100	163	18	\$3651

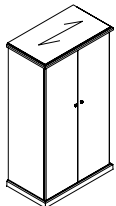


Storage Cabinet w/Wood Doors

84" high models have 6 adjustable shelves, 72" has 5 adjustable shelves, 65" has 4 adjustable shelves. For wood framed glass door option, please contact customer care.

PB2D24W36H84	24 x 36.75 x 84	100	356	42	\$6933
PB2D24W36H72	24 x 36.75 x 72	100	324	36	\$5945
PB2D24W36H65	24 x 36.75 x 65	100	297	33	\$5449
PB2D24W30H84	24 x 30.63 x 84	100	296	35	\$6070
PB2D24W30H72	24 x 30.63 x 72	100	270	30	\$5202
PB2D24W30H65	24 x 30.63 x 65	100	248	28	\$4768
PB2D24W24H84	24 x 24 x 84	100	238	28	\$5202
PB2D24W24H72	24 x 24 x 72	100	216	24	\$4459
PB2D24W24H65	24 x 24 x 65	100	198	22	\$4087

PB2D20W36H84	20 x 36.75 x 84	100	297	35	\$6054
PB2D20W36H72	20 x 36.75 x 72	100	269	30	\$5180
PB2D20W36H65	20 x 36.75 x 65	100	245	28	\$4745
PB2D20W30H84	20 x 30.63 x 84	100	257	29	\$5047
PB2D20W30H72	20 x 30.63 x 72	100	233	25	\$4318
PB2D20W30H65	20 x 30.63 x 65	100	202	23	\$3958
PB2D20W24H84	20 x 24 x 84	100	198	23	\$4034
PB2D20W24H72	20 x 24 x 72	100	179	20	\$3450
PB2D20W24H65	20 x 24 x 65	100	163	18	\$3166



Wardrobe Cabinet

Doors, coat rack and hat shelf. 84" high models have 6 adjustable shelves, 72" has 5 adjustable shelves, 65" has 4 adjustable shelves. For wood framed glass door option, please contact customer care.

Required Specifications

Finish

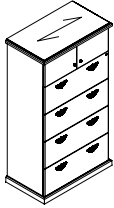
NOT A CONTRACT

FREESTANDING STORAGE

MODEL# DIMENSIONS FREIGHT CLASS WT./LBS. CUBIC FT. LIST PRICE

D x W x H

PB6D24W36H84	24 x 36.75 x 84	92.5	449	42	\$11681
PB6D24W36H72	24 x 36.75 x 72	92.5	414	36	\$10015
PB6D24W36H65	24 x 36.75 x 65	92.5	380	33	\$9181
PB6D24W30H84	24 x 30.63 x 84	92.5	375	35	\$10226
PB6D24W30H72	24 x 30.63 x 72	92.5	345	30	\$8766
PB6D24W30H65	24 x 30.63 x 65	92.5	316	28	\$8034
PB6D20W36H84	20 x 36.75 x 84	92.5	382	35	\$10200
PB6D20W36H72	20 x 36.75 x 72	92.5	351	30	\$8726
PB6D20W36H65	20 x 36.75 x 65	92.5	321	28	\$7995
PB6D20W30H84	20 x 30.63 x 84	92.5	347	29	\$8500
PB6D20W30H72	20 x 30.63 x 72	85	306	25	\$7274
PB6D20W30H65	20 x 30.63 x 65	92.5	265	23	\$6668



Storage Cupboard

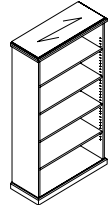
Above lateral file cabinet with 4 drawers. 84" high model has 1 adjustable shelf. For wood framed glass door option, please contact customer care.

PB7D24W36H84	24 x 36.75 x 84	125	331	33	\$5496
PB7D24W36H72	24 x 36.75 x 72	100	306	36	\$5485
PB7D24W36H65	24 x 36.75 x 65	100	281	33	\$5027
PB7D24W30H84	24 x 30.63 x 84	125	299	36	\$5597
PB7D24W30H72	24 x 30.63 x 72	100	265	30	\$4785
PB7D24W30H65	24 x 30.63 x 65	100	234	28	\$4391
PB7D20W36H84	20 x 36.75 x 84	100	289	35	\$5584
PB7D20W36H72	20 x 36.75 x 72	100	265	30	\$4785
PB7D20W36H65	20 x 36.75 x 65	100	234	28	\$4391
PB7D20W30H84	20 x 30.63 x 84	100	248	29	\$4651
PB7D20W30H72	20 x 30.63 x 72	100	223	25	\$3988
PB7D20W30H65	20 x 30.63 x 65	100	193	23	\$3654

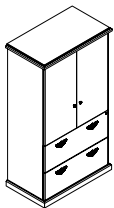
84" high models have 6 adjustable shelves, 72" has 5 adjustable shelves, and 65" has 4 adjustable shelves.

PB13D24W36H84	24 x 36.75 x 84	100	407	42	\$9889
PB13D24W36H72	24 x 36.75 x 72	92.5	387	36	\$8477
PB13D24W36H65	24 x 36.75 x 65	92.5	347	33	\$7772
PB13D24W30H84	24 x 30.63 x 84	92.5	350	35	\$8654
PB13D24W30H72	24 x 30.63 x 72	92.5	315	30	\$7417
PB13D24W30H65	24 x 30.63 x 65	92.5	289	28	\$6798
PB13D20W36H84	20 x 36.75 x 84	92.5	365	35	\$8632
PB13D20W36H72	20 x 36.75 x 72	92.5	327	30	\$7385
PB13D20W36H65	20 x 36.75 x 65	92.5	299	28	\$6770
PB13D20W30H84	20 x 30.63 x 84	92.5	305	29	\$7197
PB13D20W30H72	20 x 30.63 x 72	92.5	285	25	\$6157
PB13D20W30H65	20 x 30.63 x 65	92.5	247	23	\$5641

Above two lateral file drawers. 84" high models have 3 adjustable shelves, 72" has 2 adjustable shelves, and 65" has 1 adjustable shelf. For wood framed glass door option, please contact customer care.



Open Bookcase



Storage Cabinet with Doors

NOT A CONTRACT

Required Specifications
Finish

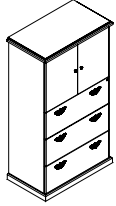
Optional Specifications
Additional grommet

FREESTANDING STORAGE

MODEL# DIMENSIONS FREIGHT CLASS WT/LBS. CUBIC FT. LIST PRICE

D x W x H

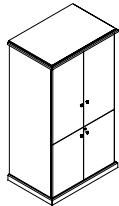
PB14D24W36H84	24 x 36.75 x 84	100	390	42	\$10632
PB14D24W36H72	24 x 36.75 x 72	92.5	360	36	\$9114
PB14D24W36H65	24 x 36.75 x 65	92.5	330	33	\$8353
PB14D24W30H84	24 x 30.63 x 84	100	325	35	\$9305
PB14D24W30H72	24 x 30.63 x 72	92.5	300	30	\$7870
PB14D24W30H65	24 x 30.63 x 65	100	275	28	\$7311



Storage Cabinet w/Doors

PB14D20W36H84	20 x 36.75 x 84	100	330	35	\$9281
PB14D20W36H72	20 x 36.75 x 72	92.5	305	30	\$7940
PB14D20W36H65	20 x 36.75 x 65	100	278	28	\$7288
PB14D20W30H84	20 x 30.63 x 84	92.5	298	29	\$7735
PB14D20W30H72	20 x 30.63 x 72	92.5	265	25	\$616
PB14D20W30H65	20 x 30.63 x 65	100	229	23	\$667

Above three lateral file drawers. 84" high models have 2 adjustable shelves, 72" and 65" high models have 1 adjustable shelf. For wood framed glass door option, please contact customer care.



Closed Storage Cabinet

PB23D24W36H84	24 x 36.75 x 84	100	390	42	\$8534
PB23D24W36H72	24 x 36.75 x 72	92.5	360	36	\$7314
PB23D24W36H65	24 x 36.75 x 65	92.5	330	33	\$6704
PB23D24W30H84	24 x 30.63 x 84	100	325	35	\$7089
PB23D24W30H72	24 x 30.63 x 72	92.5	300	30	\$6079
PB23D24W30H65	24 x 30.63 x 65	100	275	28	\$5586

PB23D20W36H84	20 x 36.75 x 84	100	330	35	\$7449
PB23D20W36H72	20 x 36.75 x 72	92.5	305	30	\$6376
PB23D20W36H65	20 x 36.75 x 65	100	278	28	\$5840
PB23D20W30H84	20 x 30.63 x 84	92.5	298	29	\$6207
PB23D20W30H72	20 x 30.63 x 72	92.5	265	25	\$5309
PB23D20W30H65	20 x 30.63 x 65	100	229	23	\$4869

With upper and lower split doors. Fixed shelf and 2 adjustable shelves. For wood framed glass door option, please contact customer care.



Cabinet w/Doors and Storage

PB25D24W36H84	24 x 36.75 x 84	100	390	42	\$8965
PB25D24W36H72	24 x 36.75 x 72	92.5	360	36	\$7682
PB25D24W36H65	24 x 36.75 x 65	92.5	330	33	\$7042
PB25D24W30H84	24 x 30.63 x 84	100	325	35	\$7842
PB25D24W30H72	24 x 30.63 x 72	92.5	300	30	\$6719
PB25D24W30H65	24 x 30.63 x 65	100	275	28	\$6164
PB25D24W24H84	24 x 24 x 84	100	260	28	\$6713
PB25D24W24H72	24 x 24 x 72	92.5	240	24	\$5752
PB25D24W24H65	24 x 24 x 65	92.5	220	22	\$5280

PB25D20W36H84	20 x 36.75 x 84	100	330	35	\$7821
PB25D20W36H72	20 x 36.75 x 72	92.5	305	30	\$6692
PB25D20W36H65	20 x 36.75 x 65	100	278	28	\$6129
PB25D20W30H84	20 x 30.63 x 84	92.5	300	29	\$6520
PB25D20W30H72	20 x 30.63 x 72	92.5	265	25	\$5575
PB25D20W30H65	20 x 30.63 x 65	100	229	23	\$5111
PB25D20W24H84	20 x 24 x 84	92.5	235	23	\$5219
PB25D20W24H72	20 x 24 x 72	92.5	203	20	\$4466
PB25D20W24H65	20 x 24 x 65	92.5	185	18	\$4095

Wardrobe with coat rack and hat shelf on left. Storage with adjustable shelves on right. 84" high models have 5 adjustable shelves, 72" and 65" have 4 adjustable shelves. For wood framed glass door option, please contact customer care.

Required Specifications
Finish

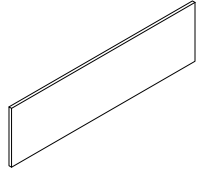
Optional Specifications
Additional grommet

TACKBOARDS FOR HUTCHES & ACCESSORIES

MODEL# DIMENSIONS FREIGHT CLASS WT/LBS. CUBIC FT. LIST PRICE

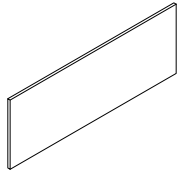
D x W x H

PBTS108	1 x 104.5 x 20	92.5	23	2	\$1232
PBTS102	1 x 98.5 x 20	100	19	2	\$1166
PBTS96	1 x 92.5 x 20	70	17	1	\$1097
PBTS90	1 x 86.5 x 20	70	15	1	\$1030
PBTS84	1 x 80.5 x 20	85	14	1	\$967
PBTS78	1 x 74.5 x 20	85	13	1	\$894
PBTS72	1 x 68.5 x 20	85	12	1	\$825
PBTS66	1 x 62.5 x 20	92.5	11	1	\$753
PBTS60	1 x 56.5 x 20	92.5	10	1	\$688



Tackboard for 36"H*
Non-Pigeon Hole Hutches

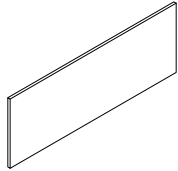
Factory installed hutch tackboard.



Tackboard for 42"H & 54"H*
Pigeon Hole Hutches

PBTSP108H23	1 x 104.5 x 23	70	30	2	\$1394
PBTSP102H23	1 x 98.5 x 23	85	24	2	\$1352
PBTSP96H23	1 x 92.5 x 23	92.5	22	2	\$1297
PBTSP90H23	1 x 86.5 x 23	70	20	1	\$1262
PBTSP84H23	1 x 80.5 x 23	70	18	1	\$1185
PBTSP78H23	1 x 74.5 x 23	70	17	1	\$1108
PBTSP72H23	1 x 68.5 x 23	70	16	1	\$937
PBTSP66H23	1 x 62.5 x 23	85	14	1	\$852
PBTSP60H23	1 x 56.5 x 23	85	13	1	\$779

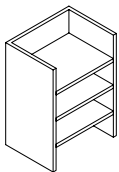
Factory installed hutch tackboard.



Tackboard for 42"H & 54"H*
Non-Pigeon Hole Hutches

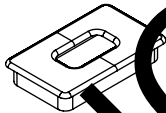
PBTS108H26	1 x 104.5 x 26	70	30	2	\$1611
PBTS102H26	1 x 98.5 x 26	85	24	2	\$1518
PBTS102H26	1 x 92.5 x 26	85	24	2	\$1518
PBTS90H26	1 x 86.5 x 26	92.5	20	2	\$1344
PBTS84H26	1 x 80.5 x 26	100	18	2	\$1160
PBTS78H26	1 x 74.5 x 26	85	17	2	\$982
PBTS72H26	1 x 68.5 x 26	70	16	1	\$894
PBTS66H26	1 x 62.5 x 26	85	14	1	\$802
PBTS60H26	1 x 56.5 x 26	85	13	1	\$621

Factory installed hutch tackboard.



Paper Organizer, Letter & Legal Format

PBCPH131223	12 x 16 x 27	125	20	3	\$981
PBCPH131223	12 x 16 x 23	125	18	3	\$1335
PBCPH131219	12 x 16 x 20	125	15	2	\$632
PBCPH131226	12 x 13 x 27	100	16	2	\$795
PBCPH131223	12 x 13 x 23	125	15	2	\$675
PBCPH131219	12 x 13 x 20	125	12	2	\$512



Grommet

GM5C	2 x 3.5 x --	70	--	--	\$107
------	--------------	----	----	----	-------

Rectangular grommet in metal, tungsten finish.



Lock Assembly

LO/C	--	70	--	--	\$106
------	----	----	----	----	-------

Tungsten.

Required Specifications
Fabric*

NOT A CONTRACT

boardroom tables



T BOARDROOM TABLES - NOTES

1. SPECIFY MODEL NUMBER

2. SPECIFY FINISH

TOP FINISH - WOOD VENEER

Code	Finish	Veneer Type	Cut
AMW	Almond Cherry	Cherry	Flat Sliced
CAW	Cocoa Walnut	Walnut	Flat Sliced
CRW	Coral	White Oak	Rift
DCW	Dark Cherry	Cherry	Flat Sliced
EWV	Espresso Walnut	Walnut	Flat Sliced
EVW	Evening Oak	White Oak	Rift
GRW	Grey on Oak	White Oak	Rift
HAW	Hazelnut	Maple	Flat Sliced
SMW	Honey Maple	Maple	Flat Sliced
JAW	Java	White Oak	Rift
LTW	Latte Walnut	Walnut	Flat Sliced
MTW	Milestone	White Oak	Rift
MCW	Mocha	White Oak	Rift
MPW	Natural Maple	Maple	Flat Sliced
RCW	Red Cherry	Cherry	Flat Sliced
VNW	Vintage Cherry	Cherry	Flat Sliced
WLW	Walnut	Walnut	Flat Sliced
WCW	Warm Cherry	Cherry	Flat Sliced
WMW	White Maple	Maple	Flat Sliced

BASE FINISH (refer to specific model for availability):

K	Black
E	Tungsten

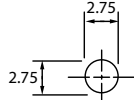
3. SPECIFY OPTIONS

Boardroom Tops

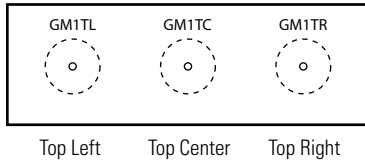
- Tops 120" and under ship in one piece
- Tops over 120" ship in two pieces
- Veneer wood grain will run with the **length** of the table and align at the seam

Grommets

- Optional grommets may be ordered in standard table top locations (left, center or right). Order as **GM1TL, GM1TC or GM1TR. Add \$96.**
- Grommet hole dimensions are 2 3/4" in diameter. Specify **GM1** for **Black** or **GM1K** for **Tungsten. Standard Grommet Locations:**



Grommet Locations - Boardroom Tables

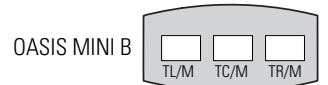
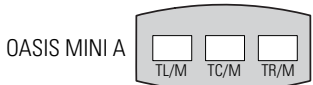
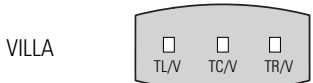
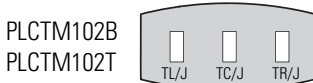
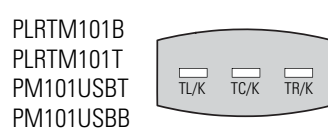
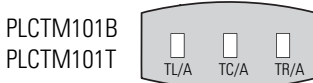
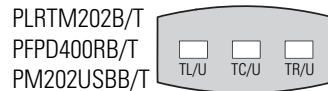
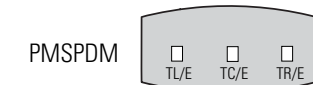


Power/Data Accessories

- Power/data accessories may be factory installed on Boardroom Table tops.
- Please specify location in top as left, center or right (**TL/x, TC/x, or TR/x**) as per line drawing below. Location must be specified on product to be placed on at the time of the order. Please note orientation of power/data accessories on Boardroom Table tops is as shown in drawings below. **Add \$300** for each cut-out.
- When an **"M"** cut-out is ordered, certain bases will be notched to allow clearance for the Oasis Mini.

PRODUCT CODE DIAGRAM

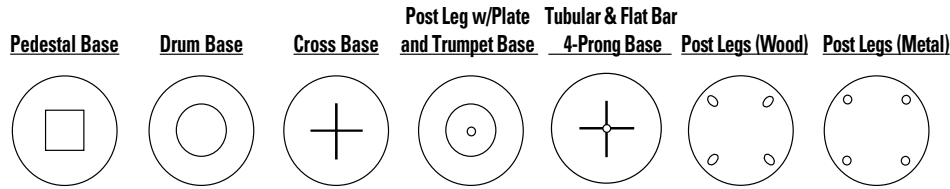
PRODUCT CODE DIAGRAM



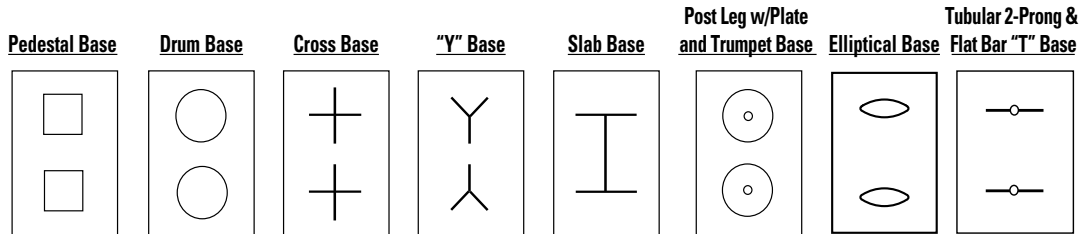
Custom Cut-out

- Optional custom sized cut-out available in standard locations - **CCUTL** (left), **CCUTC** (center) and **CCUTR** (right) for all boardroom table tops. Submit appropriate form (beginning on page 402) with order. **Add \$300** for each cut-out.

BOARDROOM TABLE TOP AND BASE GUIDE



Requires 1 of the following: Pedestal, Drum, Cross, Post Leg w/Plate, Tubular and Flat Bar 4-Prong base, Trumpet Column Base
Requires 4 of the following: Wood Post Legs or Metal Post Legs.



3-Prong Tubular or

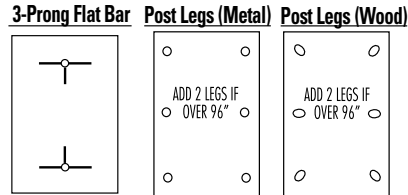
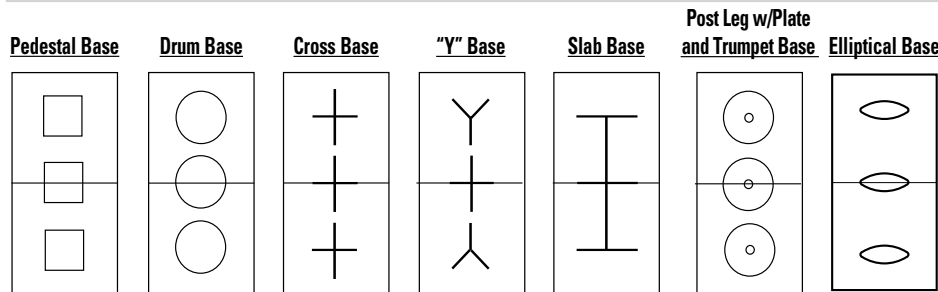


Table Tops up to 120" are in one section and require (2) bases.
Tubular, 2-Prong Base - Table Tops up to 84" require (2) bases.
Tubular and Flat Bar "T" Base - Table Tops up to 120" require (2) bases.
Post Legs - Table Tops up to 96" are in one section and require (4) legs. Tops 108" to 168" require (6) legs.



3-Prong Tubular or

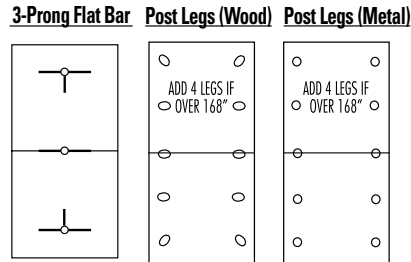
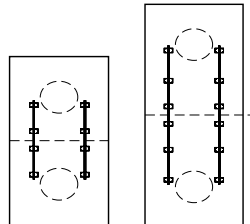


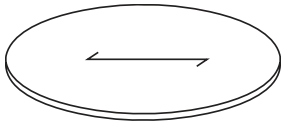
Table Tops 144" and over are in two sections and require (3) bases.
"Y" Base - Require (2) "Y" bases and (1) Cross base in the center.
Slab Base - Require (3) Slab bases.
Tubular and Flat Bar 3-Prong Base - Require (2) 3-Prong bases and (1) 2-Prong base in the center.
Post Legs - Table Tops 180" to 240" require (10) legs.



If design considerations or dimension requirements dictate an unsupported table joint, use metal table support rail.

Top section must not exceed 72" to use metal supports.

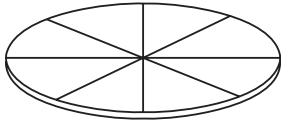
BOARDROOM TABLES - TOPS WITH DUFFERIN EDGE	MODEL#	DIMENSIONS	FREIGHT CLASS	WT/LBS.	CUBIC FT.	LIST PRICE
--	--------	------------	---------------	---------	-----------	------------



Round Top

	D x W x H					
R060D	60 x 60 x 1.37	85	150	11		\$2942
R048D	48 x 48 x 1.37	85	96	7		\$2353
R042D	42 x 42 x 1.37	85	74	6		\$2128
R036D	36 x 36 x 1.37	85	54	4		\$1807
R030D	30 x 30 x 1.37	85	38	3		\$1265

For use with Drum Base, Pedestal Base, Cross Base, Wood Post Legs, Metal Post Legs, 4 Prong Base, Post leg w/Flat Plate, Flat Square Column Base, Trumpet Column base, Flat Bar "X" Base", Square Panel Base.

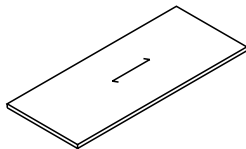


Round Top - Sunburst Veneer Pattern

R060SD	60 x 60 x 1.37	85	150	11		\$3185
R048SD	48 x 48 x 1.37	85	96	7		\$2694
R042SD	42 x 42 x 1.37	85	74	6		\$2304
R036SD	36 x 36 x 1.37	85	54	4		\$1983
R030SD	30 x 30 x 1.37	85	38	3		\$1647

For use with Drum Base, Pedestal Base, "X" Shape Slab Base, Wood Post Legs, Metal Post Legs, 4 Prong Base, Post leg w/Flat Plate, Flat Square Column Base, Trumpet Column base, Flat Bar "X" Base", Square Panel Base.

RE24054D	54 x 240 x 1.37	85	540	39		\$9421
RE21654D	54 x 216 x 1.37	85	486	35		\$8479
RE19254D	54 x 192 x 1.37	85	432	31		\$7277
RE5454D	54 x 54 x 1.37	85	121	9		\$2071
RE16848D	48 x 168 x 1.37	85	336	25		\$5417
RE14448D	48 x 144 x 1.37	85	288	21		\$4081
RE12048D	48 x 120 x 1.37	85	240	18		\$3634
RE9648D	48 x 96 x 1.37	85	192	14		\$2681
RE4848D	48 x 48 x 1.37	85	96	7		\$1473
RE8442D	42 x 84 x 1.37	85	147	11		\$2471
RE7242D	42 x 72 x 1.37	85	126	9		\$2112
RE4242D	42 x 42 x 1.37	85	74	5		\$1378
RE8436D	36 x 84 x 1.37	85	126	9		\$2357
RE7236D	36 x 72 x 1.37	85	108	8		\$2021
RE6636D	36 x 66 x 1.37	85	99	7		\$1549
RE3636D	36 x 36 x 1.37	85	54	4		\$846
RE8430D	30 x 84 x 1.37	85	105	8		\$1967
RE7230D	30 x 72 x 1.37	85	90	7		\$1687
RE6630D	30 x 66 x 1.37	85	83	6		\$1549
RE6030D	30 x 60 x 1.37	85	75	6		\$1407
RE5430D	30 x 54 x 1.37	85	68	5		\$1270
RE3030D	30 x 30 x 1.37	85	38	3		\$709
RE8424D	24 x 84 x 1.37	85	84	6		\$1716
RE7224D	24 x 72 x 1.37	85	72	5		\$1471
RE6624D	24 x 66 x 1.37	85	66	5		\$1352
RE6024D	24 x 60 x 1.37	70	60	4		\$1228
RE5424D	24 x 54 x 1.37	85	55	4		\$1104
RE4824D	24 x 48 x 1.37	70	48	3		\$1064
RE2424D	24 x 24 x 1.37	125	21	3		\$489
RE8422D	22 x 84 x 1.37	85	77	6		\$1575
RE7222D	22 x 72 x 1.37	85	66	5		\$1352
RE6622D	22 x 66 x 1.37	85	61	5		\$1237
RE6022D	22 x 60 x 1.37	85	55	4		\$1126
RE5422D	22 x 54 x 1.37	85	50	4		\$1018
RE4822D	22 x 48 x 1.37	85	44	3		\$975
RE2222D	22 x 22 x 1.37	92.5	20	2		\$449



Rectangular Top

Grain runs the **length** of the worksurface. Tops 120" and under are shipped in one piece and require 2 bases. Tops 144" and over are shipped in two pieces and require 3 bases.

Required Specifications
Veneer Finish

Optional Specifications
Boardroom Table Base
Grommet (not available on Round Tops)
Custom cut-out

T BOARDROOM TABLES - DUFFERIN

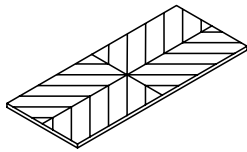
Division of Purchases Commission of New Jersey
New Jersey State Approved Cooperative Purchasing System # 65MCECCPS

BOARDROOM TABLES - TOPS

MODEL# DIMENSIONS FREIGHT CLASS WT./LBS. CUBIC FT. LIST PRICE

D x W x H

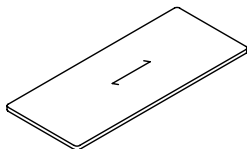
RE24054FD	54 x 240 x 1.37	85	540	39	\$10797
RE21654FD	54 x 216 x 1.37	85	486	35	\$9762
RE19254FD	54 x 192 x 1.37	85	432	31	\$8437
RE5454FD	54 x 54 x 1.37	85	119	9	\$2363
RE16848FD	48 x 168 x 1.37	85	336	25	\$6393
RE14448FD	48 x 144 x 1.37	85	288	21	\$4925
RE12048FD	48 x 120 x 1.37	85	240	18	\$4287
RE9648FD	48 x 96 x 1.37	85	192	14	\$3241
RE4848FD	48 x 48 x 1.37	85	98	7	\$1729
RE8442FD	42 x 84 x 1.37	85	147	11	\$2966
RE7242FD	42 x 72 x 1.37	85	126	9	\$2577
RE4242FD	42 x 42 x 1.37	85	74	5	\$1624
RE8436FD	36 x 84 x 1.37	85	126	9	\$2774
RE7236FD	36 x 72 x 1.37	85	108	8	\$2384
RE6636FD	36 x 66 x 1.37	85	99	7	\$1817
RE3636FD	36 x 36 x 1.37	85	54	4	\$1160
RE8430FD	30 x 84 x 1.37	85	105	8	\$2308
RE7230FD	30 x 72 x 1.37	85	90	7	\$2063
RE6630FD	30 x 66 x 1.37	85	83	6	\$1987
RE6030FD	30 x 60 x 1.37	85	75	6	\$1817
RE5430FD	30 x 54 x 1.37	85	68	5	\$1488
RE3030FD	30 x 30 x 1.37	85	38	3	\$825



**Rectangular Top -
Reverse Diamond Pattern**

Tops 120" and under are shipped in one piece and require 2 bases. Tops 144" and over are shipped in two pieces and require 3 bases.

RRE24054D	54 x 240 x 1.37	85	540	39	\$11486
RRE21654D	54 x 216 x 1.37	85	486	35	\$10400
RRE19254D	54 x 192 x 1.37	85	432	31	\$9020
RRE5454D	54 x 54 x 1.37	85	119	9	\$2515
RRE16848D	48 x 168 x 1.37	85	336	25	\$6882
RRE14448D	48 x 144 x 1.37	85	288	21	\$5344
RRE12048D	48 x 120 x 1.37	85	240	18	\$4613
RRE9648D	48 x 96 x 1.37	85	192	14	\$3519
RRE4848D	48 x 48 x 1.37	85	98	7	\$1851
RRE8442D	42 x 84 x 1.37	85	147	11	\$3216
RRE7242D	42 x 72 x 1.37	85	126	9	\$2805
RRE4242D	42 x 42 x 1.37	85	74	5	\$1741
RRE8436D	36 x 84 x 1.37	85	126	9	\$2987
RRE7236D	36 x 72 x 1.37	85	108	8	\$2562
RRE6636D	36 x 66 x 1.37	85	99	7	\$1954
RRE3636D	36 x 36 x 1.37	85	54	4	\$1073
RRE8430D	30 x 84 x 1.37	85	105	8	\$2485
RRE7230D	30 x 72 x 1.37	85	90	7	\$2130
RRE6630D	30 x 66 x 1.37	85	83	6	\$1954
RRE6030D	30 x 60 x 1.37	85	75	6	\$1782
RRE5430D	30 x 54 x 1.37	85	68	5	\$1598
RRE3030D	30 x 30 x 1.37	85	38	3	\$894



Rectangular Top Radius Corners

Grain runs the **length** of the worksurface. Tops 120" and under are shipped in one piece and require 2 bases. Tops 144" and over are shipped in two pieces and require 3 bases.

Required Specifications

Veneer Finish

Optional Specifications

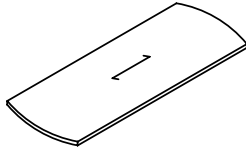
Boardroom Table Base
Grommet
Custom cut-out

BOARDROOM TABLES - TOPS

MODEL# DIMENSIONS FREIGHT CLASS WT/LBS. CUBIC FT. LIST PRICE

D x W x H

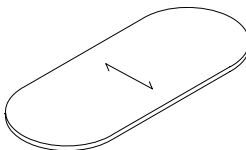
REBE24054D	54 x 240 x 1.37	85	540	39	\$10659
REBE21654D	54 x 216 x 1.37	85	486	35	\$9683
REBE19254D	54 x 192 x 1.37	85	432	31	\$8451
REBE16848D	48 x 168 x 1.37	85	336	25	\$6487
REBE14448D	48 x 144 x 1.37	85	288	21	\$5135
REBE12048D	48 x 120 x 1.37	85	240	18	\$4361
REBE9648D	48 x 96 x 1.37	85	192	14	\$3384
REBE8442D	42 x 84 x 1.37	85	147	11	\$3084
REBE7242D	42 x 72 x 1.37	85	126	9	\$2714
REBE8436D	36 x 84 x 1.37	85	126	9	\$2714
REBE7236D	36 x 72 x 1.37	85	108	8	\$2323
REBE6636D	36 x 66 x 1.37	85	99	7	\$1777
REBE8430D	30 x 84 x 1.37	85	105	8	\$2261
REBE7230D	30 x 72 x 1.37	85	90	7	\$1940
REBE6630D	30 x 66 x 1.37	85	83	6	\$1777
REBE6030D	30 x 60 x 1.37	85	75	6	\$1611
REBE5430D	30 x 54 x 1.37	85	68	5	\$1455



Rectangular Top - Bow Ends

Grain runs the **length** of the worksurface. Tops 120" and under are shipped in one piece and require 2 bases. Tops 144" and over are shipped in two pieces and require 3 bases.

RA24054D	54 x 240 x 1.37	85	540	39	\$12978
RA21654D	54 x 216 x 1.37	85	486	35	\$10963
RA19254D	54 x 192 x 1.37	85	432	31	\$10369
RA16848D	48 x 168 x 1.37	85	336	25	\$7763
RA14448D	48 x 144 x 1.37	85	288	21	\$6099
RA12048D	48 x 120 x 1.37	85	240	18	\$5411
RA9648D	48 x 96 x 1.37	85	192	14	\$4297
RA8442D	42 x 84 x 1.37	85	147	11	\$3892
RA7242D	42 x 72 x 1.37	85	126	9	\$3417
RA8436D	36 x 84 x 1.37	85	126	9	\$3533
RA7236D	36 x 72 x 1.37	85	108	8	\$3027
RA6636D	36 x 66 x 1.37	85	99	7	\$2315
RA8430D	30 x 84 x 1.37	85	105	8	\$2945
RA7230D	30 x 72 x 1.37	85	90	7	\$2528
RA6630D	30 x 66 x 1.37	85	83	6	\$2315
RA6030D	30 x 60 x 1.37	85	75	6	\$2105
RA5430D	30 x 54 x 1.37	85	68	5	\$1898
RA8422D	22 x 84 x 1.37	85	77	6	\$2357
RA7222D	22 x 72 x 1.37	85	66	5	\$2021
RA6622D	22 x 66 x 1.37	85	61	5	\$1851
RA6022D	22 x 60 x 1.37	85	55	4	\$1687
RA5422D	22 x 54 x 1.37	85	50	4	\$1516
RA4822D	22 x 48 x 1.37	85	44	3	\$1462



Racetrack Top - Cross Grain

Grain runs the **depth** of the worksurface. Tops 120" and under are shipped in one piece and require 2 bases. Tops 144" and over are shipped in two pieces and require 3 bases.

Required Specifications

Veneer Finish

Optional Specifications

Boardroom Table Base
Grommet
Custom cut-out

T BOARDROOM TABLES - DUFFERIN

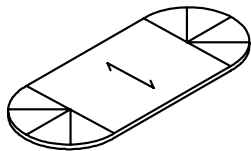
Office Furniture Commission of New Jersey
New Jersey State Approved Cooperative Purchasing System # 65MCECCPS

BOARDROOM TABLES - TOPS

MODEL# DIMENSIONS FREIGHT CLASS WT/LBS. CUBIC FT. LIST PRICE

D x W x H

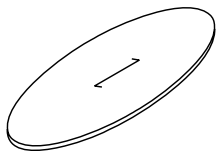
RA24054SD	54 x 240 x 1.37	85	540	39	\$13984
RA21654SD	54 x 216 x 1.37	85	486	35	\$11952
RA19254SD	54 x 192 x 1.37	85	432	31	\$11351
RA16848SD	48 x 168 x 1.37	85	336	25	\$8718
RA14448SD	48 x 144 x 1.37	85	288	21	\$7035
RA12048SD	48 x 120 x 1.37	85	240	18	\$6050
RA9648SD	48 x 96 x 1.37	85	192	14	\$4931
RA8442SD	42 x 84 x 1.37	85	147	11	\$4389
RA7242SD	42 x 72 x 1.37	85	126	9	\$3964
RA8436SD	36 x 84 x 1.37	85	126	9	\$3964
RA7236SD	36 x 72 x 1.37	85	108	8	\$3396
RA6636SD	36 x 66 x 1.37	85	99	7	\$2596
RA8430SD	30 x 84 x 1.37	85	105	8	\$3300
RA7230SD	30 x 72 x 1.37	85	90	7	\$2835
RA6630SD	30 x 66 x 1.37	85	83	6	\$2596
RA6030SD	30 x 60 x 1.37	85	75	6	\$2363
RA5430SD	30 x 54 x 1.37	85	68	5	\$2126
RA8422SD	22 x 84 x 1.37	85	77	6	\$2646
RA7222SD	22 x 72 x 1.37	85	66	5	\$2268
RA6622SD	22 x 66 x 1.37	85	61	5	\$2084
RA6022SD	22 x 60 x 1.37	85	55	4	\$1891
RA5422SD	22 x 54 x 1.37	85	50	4	\$1701
RA4822SD	22 x 48 x 1.37	85	44	3	\$1639



**Racetrack Top Cross Grain Center,
Sunburst Veneer Pattern on Left & Right**

Grain runs the **depth** of the worksurface. Tops 120" and under are shipped in one piece and require 2 bases. Tops 144" and over are shipped in two pieces and require 3 bases.

OV24054D	54 x 240 x 1.37	85	540	39	\$16223
OV21654D	54 x 216 x 1.37	85	486	35	\$13703
OV19254D	54 x 192 x 1.37	85	432	31	\$12960
OV16848D	48 x 168 x 1.37	85	336	25	\$9700
OV14448D	48 x 144 x 1.37	85	288	21	\$7625
OV12048D	48 x 120 x 1.37	85	240	18	\$6763
OV9648D	48 x 96 x 1.37	85	192	14	\$5370
OV8442D	42 x 84 x 1.37	85	147	11	\$4865
OV7242D	42 x 72 x 1.37	85	126	9	\$4270
OV8436D	36 x 84 x 1.37	85	126	9	\$4270
OV7236D	36 x 72 x 1.37	85	108	8	\$3661
OV6636D	36 x 66 x 1.37	85	99	7	\$2797
OV8430D	30 x 84 x 1.37	85	105	8	\$3684
OV7230D	30 x 72 x 1.37	85	90	7	\$3159
OV6630D	30 x 66 x 1.37	85	83	6	\$2898
OV6030D	30 x 60 x 1.37	85	75	6	\$2629
OV5430D	30 x 54 x 1.37	85	68	5	\$2370
OV8422D	22 x 84 x 1.37	85	77	6	\$2945
OV7222D	22 x 72 x 1.37	85	66	5	\$2528
OV6622D	22 x 66 x 1.37	85	61	5	\$2315
OV6022D	22 x 60 x 1.37	85	55	4	\$2105
OV5422D	22 x 54 x 1.37	85	50	4	\$1898
OV4822D	22 x 48 x 1.37	85	44	3	\$1824



Oval Top

Grain runs the **length** of the worksurface. Tops 120" and under are shipped in one piece and require 2 bases. Tops 144" and over are shipped in two pieces and require 3 bases.

Required Specifications

Veneer Finish

Optional Specifications

Boardroom Table Base

Grommet

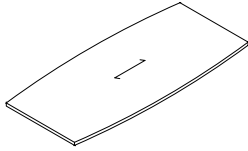
Custom cut-out

BOARDROOM TABLES - TOPS

MODEL# DIMENSIONS FREIGHT CLASS WT/LBS. CUBIC FT. LIST PRICE

D x W x H

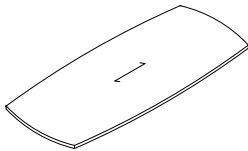
B024054D	54 x 240 x 1.37	85	540	39	\$10559
B021654D	54 x 216 x 1.37	85	486	35	\$9491
B019254D	54 x 192 x 1.37	85	432	31	\$8419
B016848D	48 x 168 x 1.37	85	336	25	\$6708
B014448D	48 x 144 x 1.37	85	288	21	\$5429
B012048D	48 x 120 x 1.37	85	240	18	\$4546
B09648D	48 x 96 x 1.37	85	192	14	\$3690
B08442D	42 x 84 x 1.37	85	147	11	\$3405
B07242D	42 x 72 x 1.37	85	126	9	\$2999



Boat Shape Top

Grain runs the **length** of the worksurface. Tops 120" and under are shipped in one piece and require 2 bases. Tops 144" and over are shipped in two pieces and require 3 bases.

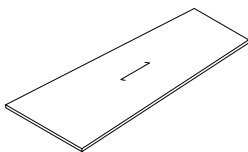
BOBE24054D	54 x 240 x 1.37	85	540	39	\$12138
BOBE21654D	54 x 216 x 1.37	85	486	35	\$10914
BOBE19254D	54 x 192 x 1.37	85	432	31	\$9683
BOBE5454D	54 x 54 x 1.37	85	121	9	\$2726
BOBE16848D	48 x 168 x 1.37	85	336	25	\$7713
BOBE14448D	48 x 144 x 1.37	85	288	21	\$6236
BOBE12048D	48 x 120 x 1.37	85	240	18	\$5231
BOBE9648D	48 x 96 x 1.37	85	192	14	\$4245
BOBE4848D	48 x 48 x 1.37	85	96	7	\$2303
BOBE8442D	42 x 84 x 1.37	85	147	11	\$3918
BOBE7242D	42 x 72 x 1.37	85	126	9	\$3453
BOBE4242D	42 x 42 x 1.37	85	74	5	\$2009



Boat Shape Top - Bow Ends

Grain runs the **length** of the worksurface. Tops 120" and under are shipped in one piece and require 2 bases. Tops 144" and over are shipped in two pieces and require 3 bases.

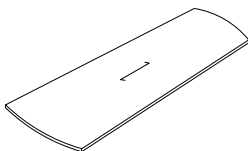
WE2405442D	54 - 42 x 240 x 1.37	85	540	39	\$9272
WE2165442D	54 - 42 x 216 x 1.37	85	486	35	\$8419
WE1925442D	54 - 42 x 192 x 1.37	85	432	31	\$7351
WE1684836D	48 - 36 x 168 x 1.37	85	336	25	\$5640
WE1444836D	48 - 36 x 144 x 1.37	85	288	21	\$4464
WE1204836D	48 - 36 x 120 x 1.37	85	240	18	\$3793
WE964836D	48 - 36 x 96 x 1.37	85	192	14	\$2941
WE844230D	42 - 30 x 84 x 1.37	85	147	11	\$2678
WE724230D	42 - 30 x 72 x 1.37	85	126	9	\$2357
WE843624D	36 - 24 x 84 x 1.37	85	126	9	\$2357
WE723624D	36 - 24 x 72 x 1.37	85	108	8	\$2021
WE663624D	36 - 24 x 66 x 1.37	85	99	7	\$1549



Wedge Shape Top

Grain runs the **length** of the worksurface. Tops 120" and under are shipped in one piece and require 2 bases. Tops 144" and over are shipped in two pieces and require 3 bases.

WEBE2405442D	54 - 42 x 240 x 1.37	85	540	39	\$10659
WEBE2165442D	54 - 42 x 216 x 1.37	85	486	35	\$9683
WEBE1925442D	54 - 42 x 192 x 1.37	85	432	31	\$8451
WEBE1684836D	48 - 36 x 168 x 1.37	85	336	25	\$6487
WEBE1444836D	48 - 36 x 144 x 1.37	85	288	21	\$5135
WEBE1204836D	48 - 36 x 120 x 1.37	85	240	18	\$4361
WEBE964836D	48 - 36 x 96 x 1.37	85	192	14	\$3384
WEBE844230D	42 - 30 x 84 x 1.37	85	147	11	\$3084
WEBE724230D	42 - 30 x 72 x 1.37	85	126	9	\$2714
WEBE843624D	36 - 24 x 84 x 1.37	85	126	9	\$2714
WEBE723624D	36 - 24 x 72 x 1.37	85	108	8	\$2323
WEBE663624D	36 - 24 x 66 x 1.37	85	99	7	\$1777



Wedge Shape Top - Bow Ends

Grain runs the **length** of the worksurface. Tops 120" and under are shipped in one piece and require 2 bases. Tops 144" and over are shipped in two pieces and require 3 bases.

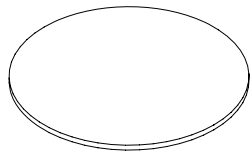
Required Specifications
Veneer Finish

Optional Specifications
Boardroom Table Base
Grommet
Custom cut-out

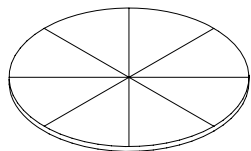
T BOARDROOM TABLES - LUFTON

Education Services Commission of New Jersey
New Jersey State Approved Cooperative Purchasing System # 65MCECCPS

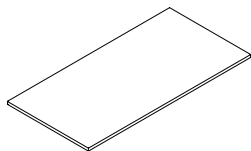
BOARDROOM TABLES - TOPS WITH LUFTON EDGE



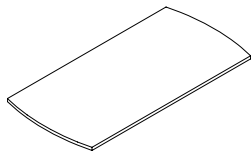
Round Top



Round Top - Sunburst Veneer Pattern



Rectangular Top



Rectangular Top - Bow Ends

MODEL#	DIMENSIONS D x W x H	FREIGHT CLASS	WT./LBS.	CUBIC FT.	LIST PRICE
RO60L	60 x 60 x 1.37	85	150	11	\$2870
RO48L	48 x 48 x 1.37	85	96	7	\$2291
RO42L	42 x 42 x 1.37	85	74	6	\$2065
RO36L	36 x 36 x 1.37	85	54	4	\$1840
RO30L	30 x 30 x 1.37	85	38	3	\$1228

For use with Drum Base, Pedestal Base, Cross Base, Wood Post Legs, Metal Post Legs, 4 Prong Base, Post leg w/Flat Plate, Flat Square Column Base, Trumpet Column base, Flat Bar "X" Base", Square Panel Base.

RO60SL	60 x 60 x 1.37	85	150	11	\$3149
RO48SL	48 x 48 x 1.37	85	96	7	\$2591
RO42SL	42 x 42 x 1.37	85	74	6	\$2243
RO36SL	36 x 36 x 1.37	85	54	4	\$2021
RO30SL	30 x 30 x 1.37	85	38	3	\$1787

For use with Drum Base, Pedestal Base, Cross Base, Wood Post Legs, Metal Post Legs, 4 Prong Base, Post leg w/Flat Plate, Flat Square Column Base, Trumpet Column base, Flat Bar "X" Base", Square Panel Base.

RE24054L	54 x 240 x 1.37	85	540	39	\$8936
RE21654L	54 x 216 x 1.37	85	486	35	\$8110
RE19254L	54 x 192 x 1.37	85	432	31	\$7079
RE16848L	48 x 168 x 1.37	85	336	25	\$5430
RE14448L	48 x 144 x 1.37	85	288	21	\$4298
RE12048L	48 x 120 x 1.37	300	240	18	\$3654
RE9648L	48 x 96 x 1.37	85	192	14	\$2833

RE8442L	42 x 84 x 1.37	85	147	11	\$2581
RE7242L	42 x 72 x 1.37	85	126	9	\$2270

RE8436L	36 x 84 x 1.37	85	126	9	\$2270
RE7236L	36 x 72 x 1.37	85	108	8	\$1947
RE6636L	36 x 66 x 1.37	92.5	99	7	\$1492

RE8430L	30 x 84 x 1.37	85	105	8	\$1894
RE7230L	30 x 72 x 1.37	85	90	7	\$1624
RE6630L	30 x 66 x 1.37	85	83	6	\$1492
RE6030L	30 x 60 x 1.37	85	75	6	\$1357
RE5430L	30 x 54 x 1.37	85	68	5	\$1218
RE4830L	30 x 48 x 1.37	85	44	3	\$1192

Grain runs the **length** of the worksurface. Tops 120" and under are shipped in one piece and require 2 bases. Tops 144" and over are shipped in two pieces and require 3 bases.

REBE24054L	54 x 240 x 1.37	85	540	39	\$10271
REBE21654L	54 x 216 x 1.37	85	486	35	\$9321
REBE19254L	54 x 192 x 1.37	85	432	31	\$8140
REBE16848L	48 x 168 x 1.37	85	336	25	\$6246
REBE14448L	48 x 144 x 1.37	85	288	21	\$4943
REBE12048L	48 x 120 x 1.37	300	240	18	\$4201
REBE9648L	48 x 96 x 1.37	85	192	14	\$3258
REBE8442L	42 x 84 x 1.37	85	147	11	\$2967
REBE7242L	42 x 72 x 1.37	85	126	9	\$2613
REBE8436L	36 x 84 x 1.37	85	126	9	\$2613
REBE7236L	36 x 72 x 1.37	85	108	8	\$2238

Grain runs the **length** of the worksurface. Tops 120" and under are shipped in one piece and require 2 bases. Tops 144" and over are shipped in two pieces and require 3 bases.

Required Specifications
Veneer Finish


Optional Specifications
Boardroom Table Base
Grommet
Custom cut-out

BOARDROOM TABLES - TOPS

MODEL# DIMENSIONS FREIGHT CLASS WT/LBS. CUBIC FT. LIST PRICE

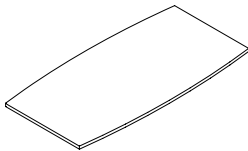
D x W x H

RA24054L	54 x 240 x 1.37	85	540	39	\$12021
RA21654L	54 x 216 x 1.37	85	486	35	\$10271
RA19254L	54 x 192 x 1.37	85	432	31	\$9755
RA16848L	48 x 168 x 1.37	85	336	25	\$7491
RA14448L	48 x 144 x 1.37	85	288	21	\$6048
RA12048L	48 x 120 x 1.37	300	240	18	\$5200
RA9648L	48 x 96 x 1.37	85	192	14	\$4232
RA8442L	42 x 84 x 1.37	85	147	11	\$3815
RA7242L	42 x 72 x 1.37	85	126	9	\$3408
RA8436L	36 x 84 x 1.37	85	126	9	\$3408
RA7236L	36 x 72 x 1.37	85	108	8	\$2919
RA6636L	36 x 66 x 1.37	92.5	99	7	\$2230



Racetrack Top - Cross Grain

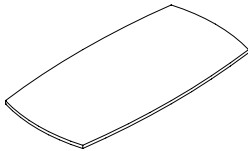
Grain runs the **depth** of the worksurface. Tops 120" and under are shipped in one piece and require 2 bases. Tops 144" and over are shipped in two pieces and require 3 bases.



Boat Shape Top

B024054L	54 x 240 x 1.37	85	540	39	\$10162
B021654L	54 x 216 x 1.37	85	486	35	\$9138
B019254L	54 x 192 x 1.37	85	432	31	\$8110
B016848L	48 x 168 x 1.37	85	336	25	\$6462
B014448L	48 x 144 x 1.37	85	288	21	\$5220
B012048L	48 x 120 x 1.37	85	240	18	\$4378
B09648L	48 x 96 x 1.37	85	192	14	\$3559
B08442L	42 x 84 x 1.37	85	147	11	\$3277
B07242L	42 x 72 x 1.37	85	126	9	\$2892

Grain runs the **length** of the worksurface. Tops 120" and under are shipped in one piece and require 2 bases. Tops 144" and over are shipped in two pieces and require 3 bases.



Boat Shape Top - Bow Ends

BOBE24054L	54 x 240 x 1.37	85	540	39	\$11692
BOBE21654L	54 x 216 x 1.37	85	486	35	\$10512
BOBE19254L	54 x 192 x 1.37	85	432	31	\$9321
BOBE5454L	54 x 54 x 1.37	85	121	9	\$2624
BOBE16848L	48 x 168 x 1.37	85	336	25	\$7427
BOBE14448L	48 x 144 x 1.37	85	288	21	\$6011
BOBE12048L	48 x 120 x 1.37	85	240	18	\$5035
BOBE9648L	48 x 96 x 1.37	85	192	14	\$3090
BOBE4848L	48 x 48 x 1.37	85	96	7	\$2222
BOBE8442L	42 x 84 x 1.37	85	147	11	\$3438
BOBE7242L	42 x 72 x 1.37	85	126	9	\$3320
BOBE4242L	42 x 42 x 1.37	85	74	5	\$1941

Grain runs the **length** of the worksurface. Tops 120" and under are shipped in one piece and require 2 bases. Tops 144" and over are shipped in two pieces and require 3 bases.

Required Specifications

Veneer Finish

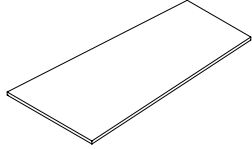
Optional Specifications

Boardroom Table Base
Grommet
Custom cut-out

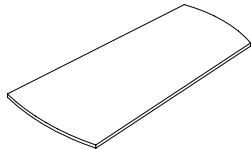
T BOARDROOM TABLES - LUFTON

Education Services Commission of New Jersey
New Jersey State Approved Cooperative Purchasing System # 65MCECCPS

BOARDROOM TABLES - TOPS



Wedge Shape Top



Wedge Shape Top - Bow Ends

MODEL#	DIMENSIONS	FREIGHT CLASS	WT/LBS.	CUBIC FT.	LIST PRICE
D x W x H					
WE2405442L	54 - 42 x 240 x 1.37	85	540	39	\$8936
WE2165442L	54 - 42 x 216 x 1.37	85	486	35	\$8110
WE1925442L	54 - 42 x 192 x 1.37	85	432	31	\$7079
WE1684836L	48 - 36 x 168 x 1.37	85	336	25	\$5430
WE1444836L	48 - 36 x 144 x 1.37	85	288	21	\$4298
WE1204836L	48 - 36 x 120 x 1.37	85	240	18	\$3654
WE964836L	48 - 36 x 96 x 1.37	85	192	14	\$3541
WE844230L	42 - 30 x 84 x 1.37	85	147	11	\$2581
WE724230L	42 - 30 x 72 x 1.37	85	126	9	\$2270

Grain runs the **length** of the worksurface. Tops 120" and under are shipped in one piece and require 2 bases. Tops 144" and over are shipped in two pieces and require 3 bases.

WEBE2405442L	54 - 42 x 240 x 1.37	85	540	39	\$10271
WEBE2165442L	54 - 42 x 216 x 1.37	85	486	35	\$9321
WEBE1925442L	54 - 42 x 192 x 1.37	85	432	31	\$8140
WEBE1684836L	48 - 36 x 168 x 1.37	85	336	25	\$6246
WEBE1444836L	48 - 36 x 144 x 1.37	85	288	21	\$4943
WEBE1204836L	48 - 36 x 120 x 1.37	85	240	18	\$4201
WEBE964836L	48 - 36 x 96 x 1.37	85	192	14	\$3258
WEBE844230L	42 - 30 x 84 x 1.37	85	147	11	\$2967
WEBE724230L	42 - 30 x 72 x 1.37	85	126	9	\$2613

Grain runs the **length** of the worksurface. Tops 120" and under are shipped in one piece and require 2 bases. Tops 144" and over are shipped in two pieces and require 3 bases.

Required Specifications

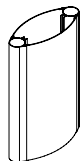
Veneer Finish

Optional Specifications

Boardroom Table Base
Grommet
Custom cut-out

BOARDROOM TABLE BASES - ALL SERIES

MODEL# DIMENSIONS FREIGHT CLASS WT/LBS. CUBIC FT. LIST PRICE



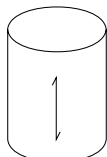
Elliptical Base

D x W x H						
TE42	8 x 42 x 28	100	70	8		\$1845
TE36	7 x 36 x 28	92.5	60	6		\$1845
TE36	7 x 36 x 28	92.5	60	6		\$1845
TE30	6 x 30 x 28	85	50	4		\$1787
TE24	6 x 24 x 28	70	40	2		\$1715

Not to be used with round table tops. For tops up to 120", two Elliptical Bases must be ordered. For tops 144" and more, three Elliptical Bases must be ordered.

• **Plastic End Gables are available in a Tungsten (K) or Black (E) finish. Please Specify.**

- For 30" and 36" deep tops, order a 24" base (**TE24**).
- For 42" and 48" deep tops, order a 30" base (**TE30**).
- For 54" and 60" deep tops, order a 36" base (**TE36**) or 42" base (**TE42**).

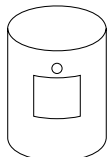


Drum Base - Veneer

TD30	30 x 30 x 28	125	93	15		\$3011
TD22	22 x 22 x 28	100	70	8		\$1450
TD18	18 x 18 x 28	85	62	5		\$1263

For tops up to 120", two Drum Bases must be ordered. For tops 144" and more, three Drum Bases must be ordered. Sand bag included to provide adequate stability.

- For 30", 36" and 42" deep tops, order a 18" base (**TD18**).
- For 48" and 54" deep tops, order a 22" base (**TD22**).
- For 60" deep tops, order a 30" base (**TD30**).

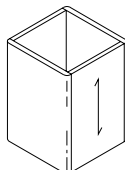


Drum Base with Power Access Door - Veneer

TD30J	30 x 30 x 28	125	93	15		\$3764
TD22J	22 x 22 x 28	100	70	8		\$2206
TD18J	18 x 18 x 28	85	62	5		\$2017

Access door and top and bottom cut-out to accommodate power/data grommet. For tops up to 120", two Drum Bases must be ordered. For tops 144" and more, three Drum Bases must be ordered. Sand bag included to provide adequate stability.

- Power access door is 12" x 12"
- For 30", 36" and 42" deep tops, order a 18" base (**TD18J**).
- For 48" and 54" deep tops, order a 22" base (**TD22J**).
- For 60" deep tops, order a 30" base (**TD30J**).

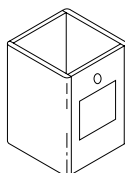


Pedestal Base

TP24	24 x 24 x 28	92.5	106	10		\$1575
TP20	20 x 20 x 28	85	89	7		\$1513
TP16	16 x 16 x 28	70	71	4		\$1450

For tops up to 120", two Pedestal Bases must be ordered. For tops 144" and more, three Pedestal Bases must be ordered.

- For 30", 36" and 42" deep tops, order a 16" base (**TP16**).
- For 48" and 54" deep tops, order a 20" base (**TP20**).
- For 60" deep tops, order a 24" base (**TP24**).



Pedestal Base with Power Access Door

TP24J	24 x 24 x 28	92.5	106	10		\$2331
TP20J	20 x 20 x 28	85	89	7		\$2268
TP16J	16 x 16 x 28	70	71	4		\$2206

Access door and top and bottom cut-out to accommodate power/data grommet. For tops up to 120", two Pedestal Bases must be ordered. For tops 144" and more, three Pedestal Bases must be ordered.

- Power access door is 12" x 12"
- For 30", 36" and 42" deep tops, order a 16" base (**TP16J**).
- For 48" and 54" deep tops, order a 20" base (**TP20J**).
- For 60" deep tops, order a 24" base (**TP24J**).

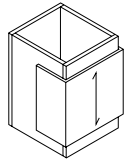
Required Specifications

Veneer Finish

T BOARDROOM TABLES

Educational Services Commission of New Jersey
New Jersey State Approved Cooperative Purchasing System # 65MCECCPS

BOARDROOM TABLE BASES - ALL SERIES

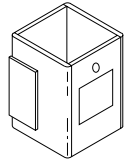


**Pedestal Base - Veneer
Decorative Outside Panel***

MODEL#	DIMENSIONS D x W x H	FREIGHT CLASS	WT./LBS.	CUBIC FT.	LIST PRICE	ALL VENEER
TPM24	24 x 24 x 28	92.5	106	10	\$2440	\$2925
TPM20	20 x 20 x 28	85	86	7	\$2338	\$2804
TPM16	16 x 16 x 28	70	71	4	\$2246	\$2693

For tops up to 120", two Pedestal Bases must be ordered. For tops 144" and more, three Pedestal Bases must be ordered.

- For 30", 36" and 42" deep tops, order a 16" base (**TPM16**).
- For 48" and 54" deep tops, order a 20" base (**TPM20**).
- For 60" deep tops, order a 24" base (**TPM24**).

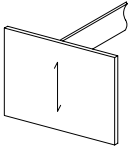


**Pedestal Base with Power Access Door
Veneer Decorative Outside Panel***

TPM24J	24 x 24 x 28	92.5	106	10	\$2835	\$3405
TPM20J	20 x 20 x 28	85	86	7	\$2732	\$3281
TPM16J	16 x 16 x 28	70	71	4	\$2753	\$3306

Access door and top and bottom cut-out to accommodate power/data grommet. For tops up to 120", two Pedestal Bases must be ordered. For tops 144" and more, three Pedestal Bases must be ordered.

- Power access door is 12" x 12"
- For 30", 36" and 42" deep tops, order a 16" base (**TPM16J**).
- For 48" and 54" deep tops, order a 20" base (**TPM20J**).
- For 60" deep tops, order a 24" base (**TPM24J**).

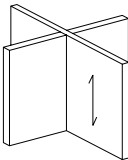


Slab Base

TH42	3 x 42 x 28	60	148	2	\$2209
TH36	3 x 36 x 28	60	127	2	\$1993
TH30	3 x 30 x 28	60	106	2	\$1450
TH22	3 x 22 x 28	60	89	2	\$1256

Not to be used with round table tops. For tops up to 120", two Slab Bases must be ordered. For tops 144" and more, three Slab Bases must be ordered.

- For 30" and 36" deep tops, order a 22" base (**TH22**).
- For 42" and 48" deep tops, order a 30" base (**TH30**).
- For 54" deep tops, order a 36" base (**TH36**).
- For 60" deep tops, order a 42" base (**TH42**).

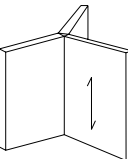


Cross Base

TX42	3 x 42 x 28	100	180	20	\$2130
TX36	3 x 36 x 28	100	155	17	\$1993
TX30	3 x 30 x 28	100	133	15	\$1450
TX22	3 x 22 x 28	100	97	11	\$1256

For tops up to 120", two Cross Bases must be ordered. For tops 144" and more, three Cross Bases must be ordered.

- For 30" and 36" deep tops, order a 22" base (**TX22**).
- For 42" and 48" deep tops, order a 30" base (**TX30**).
- For 54" deep tops, order a 36" base (**TX36**).
- For 60" deep tops, order a 42" base (**TX42**).



"Y" Base

TW42	4 x 42 x 28	125	140	20	\$1845
TW36	4 x 36 x 28	125	120	17	\$1625
TW30	4 x 30 x 28	125	100	15	\$1335
TW22	4 x 22 x 28	125	73	11	\$1249

Not to be used with round table tops. For tops up to 120", two "Y" Bases must be ordered. For tops 144" and more, two "Y" Bases and one Cross Base must be ordered.

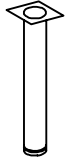
- For 30" and 36" deep tops, order a 22" base (**TW22**).
- For 42" and 48" deep tops, order a 30" base (**TW30**).
- For 54" deep tops, order a 36" base (**TW36**).
- For 60" deep tops, order a 42" base (**TW42**).

Required Specifications

Veneer Finish
* Laminate Finish

BOARDROOM TABLE BASES - ALL SERIES

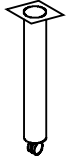
MODEL# DIMENSIONS FREIGHT CLASS WT/LBS. CUBIC FT. LIST PRICE



Post Leg Veneer

D x W x H						
SN06	6 dia x 28	250	10	3		\$1518
SN04	4 dia x 28	125	7	1		\$1169
SN03	3 dia x 28	150	5	1		\$737

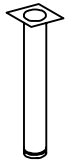
Available in 3", 4" and 6" diameters. Round tops and tops up to 96" require four legs. Tops 108" to 168" require six legs; tops 180" to 240" require ten legs.



Post Leg Veneer w/Caster

SN06M	6 dia x 28	100	10	3		\$1603
SN04M	4 dia x 28	125	7	1		\$1253
SN03M	3 dia x 28	150	5	1		\$824

Available in 3", 4" and 6" diameters. Caster included. Round tops and tops up to 96" require four legs. Tops 108" to 168" require six legs; tops 180" to 240" require ten legs.

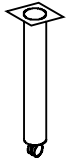


Post Leg Metal

SM06	6 dia x 28	100	10	3		\$1037
SM04	4 dia x 28	125	7	1		\$572
SM03	3 dia x 28	150	5	1		\$407

Available in 3", 4" and 6" diameters. Round tops and tops up to 96" require four legs. Tops 108" to 168" require six legs; tops 180" to 240" require ten legs.

• **Must Specify Black (E) or Tungsten (K) finish**

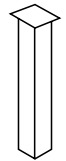


Post Leg Metal w/Casters

SM06M	6 dia x 28	100	10	3		\$1125
SM04M	4 dia x 28	125	7	1		\$659
SM03M	3 dia x 28	150	5	1		\$495

Available in 3", 4" and 6" diameters. Caster included. Round tops and tops up to 96" require four legs. Tops 108" to 168" require six legs; tops 180" to 240" require ten legs.

• **Must Specify Black (E) or Tungsten (K) finish**

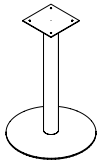


Post Leg Metal, Square

SMS4	4 x 4 x 28	125	7	1		\$449
------	------------	-----	---	---	--	--------------

Available in 4". Round tops and tops up to 96" require four legs. Tops 108" to 168" require six legs; tops 180" to 240" require ten legs.

• **Must Specify Black (E) or Tungsten (K) finish**



Post Leg w/Flat Plate

F6P36	36 x 36 x 28	150	100	22		\$3562
F4P30	30 x 30 x 28	150	80	15		\$2169
F4P24	24 x 24 x 28	125	60	10		\$1733
F3P18	18 x 18 x 28	100	45	5		\$1538

Round tops require a single base. For tops up to 120", two bases must be ordered. For tops 144" or more, three bases must be ordered.

• **Must Specify Black (E) or Tungsten (K) finish**

- For 30" deep tops, order a 18" base (**F3P18**).
- For 36" deep tops, order a 24" base (**F4P24**).
- For 42" and 48" deep tops, order a 30" base (**F4P30**).
- For 54" deep tops, order a 36" base (**F6P36**).

Required Specifications

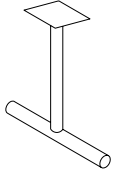
Veneer Finish (Veneer Post Legs)
Metal Finish (Metal Legs)

T BOARDROOM TABLES

Educational Services Commission of New Jersey
New Jersey State Approved Cooperative Purchasing System # 65MCECCPS

BOARDROOM TABLE BASES - ALL SERIES

MODEL# DIMENSIONS FREIGHT CLASS WT/LBS. CUBIC FT. LIST PRICE

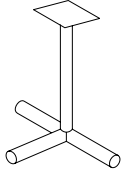


Tubular 2-Prong Base

	D x W x H				
TTM36	36 x 36 x 28	100	28	22	\$857
TTM26	26 x 26 x 28	85	24	11	\$822

Not to be used with round table tops. Two square edged prongs. For tops up to 84", two Tubular 2-Prong Bases must be ordered. Used as a 3rd base to provide center support in conjunction with two 3-Prong bases on tops 144" or more.

- **Must Specify Black (E) or Tungsten (K) finish**
- For 30", 36" and 42" deep tops, order a 26" base (**TTM26**).
- For 48", 54" and 60" deep tops, order a 36" base (**TTM36**).

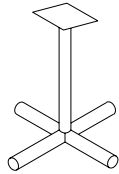


Tubular 3-Prong Base

TTE36	36 x 36 x 28	250	36	22	\$913
TTE26	26 x 26 x 28	85	32	11	\$813

Not to be used with round table tops. Three square edged prongs. For tops up to 120", two Tubular 3-Prong Bases must be ordered. For tops 144" and more, two Tubular 3-Prong Bases and one Tubular 2-Prong Base for the center must be ordered.

- **Must Specify Black (E) or Tungsten (K) finish**
- For 30", 36" and 42" deep tops, order a 26" base (**TTE26**).
- For 48", 54" and 60" deep tops, order a 36" base (**TTE36**).

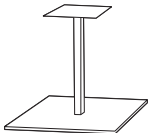


Tubular 4-Prong Base

TT36	36 x 36 x 28	300	40	22	\$1369
TT26	26 x 26 x 28	250	36	11	\$943

Four square edged prongs. For tops up to 120", two Tubular 4-Prong Bases must be ordered. For tops 144" and more, three Tubular 4-Prong Bases must be ordered.

- **Must Specify Black (E) or Tungsten (K) finish**
 - For 30", 36" and 42" deep tops, order a 26" base (**TT26**).
 - For 48" and 54" deep tops, order a 36" base (**TT36**)*
- * Maximum diameter for Round Tops is 54".



Flat Square Column Base

TTSQ23BH	23 x 23 x 41	150	75	14	\$3413
TTSQ18BH	18 x 18 x 41	125	65	10	\$3161
TTSQ30	30 x 30 x 28	150	80	14	\$3540
TTSQ23	23 x 23 x 28	150	55	12	\$2908
TTSQ18	18 x 18 x 28	150	45	8	\$2655

Round tops require a single base. For tops up to 120", two bases must be ordered. For tops 144" or more, three bases must be ordered.

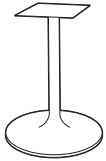
- **Must Specify Black (E) or Tungsten (K) finish**
- For 30" deep tops, order a 18" base (**TTSQ18** or **TTSQ18BH**).
- For 36" deep tops, order a 24" base (**TTSQ23** or **TTSQ23BH**).
- For 42" and 48" deep tops, order a 30" base (**TTSQ30**).
- Max diameter for round tops at standard height is 48".
- Max diameter for round tops at bar height is 36".

Required Specifications

Metal Finish (Metal Legs)

BOARDROOM TABLE BASES - ALL SERIES

MODEL# DIMENSIONS FREIGHT CLASS WT/LBS. CUBIC FT. LIST PRICE

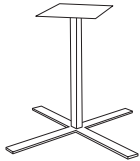


Trumpet Column Base

	D x W x H					
TRUM24BH	24 x 24 x 41	300	26	14		\$1646
TRUM18BH	18 x 18 x 41	300	24	16		\$1520
TRUM30	30 x 30 x 28	300	18	14		\$1584
TRUM24	24 x 24 x 28	300	16	12		\$1141
TRUM18	18 x 18 x 28	300	14	8		\$1015

Round tops require a single base. For tops up to 120", two bases must be ordered. For tops 144" or more, three bases must be ordered.

- **Must Specify Black (E) or Tungsten (K) finish**
- For 30" deep tops, order a 18" base (**TRUM18** or **TRUM18BH**).
- For 36" deep tops, order a 24" base (**TRUM24** or **TRUM24BH**).
- For 42" and 48" deep tops, order a 30" base (**TRUM30**).
 - Max diameter for round tops at standard height is 48".
 - Max diameter for round tops at bar height is 36".

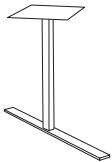


Flat Bar "X" Column Base

TTFLT36	36 x 36 x 28	300	18	14		\$3161
TTFLT30	30 x 30 x 28	300	16	12		\$3036
TTFLT22	22 x 22 x 28	300	15	10		\$2794

Round tops require a single base. For tops up to 120", two bases must be ordered. For tops 144" or more, three bases must be ordered.

- **Must Specify Black (E) or Tungsten (K) finish**
- For 30" and 36" deep tops, order a 22" base (**TTFLT22**).
- For 42" and 48" deep tops, order a 30" base (**TTFLT30**).
- For 54" deep tops, order a 36" base (**TTFLT36**).



Flat Bar "T" Column Base

TTFLT36	36 x 36 x 28	150	14	3		\$2655
TTFLT24	24 x 24 x 28	150	10	2.50		\$2403

Not to be used with round table tops. For tops up to 84", two bases must be ordered. To be used as a 3rd base for center support in conjunction with two 3-prong bases on tops 144" or more.

- **Must Specify Black (E) or Tungsten (K) finish**
- For 30", 36" and 42" deep tops, order a 24" base (**TTFLT24**).
- For 48" and 54" deep tops, order a 36" base (**TTFLT36**).
- TTFLTxx bases are to be used as a middle base in combination with two TTFL3P bases



Flat Bar 3 Prong Column Base

TTFL3P36	36 x 36 x 28	400	16	22		\$3036
TTFL3P24	24 x 24 x 28	400	12	14		\$2781

Not to be used with round table tops. For tops up to 120", two bases must be ordered. For tops 144" or more, two 3-prong bases and one "T" column base must be ordered.

- **Must Specify Black (E) or Tungsten (K) finish**
- For 30", 36" and 42" deep tops, order a 24" base (**TTFL3P24**).
- For 48" and 54" deep tops, order a 36" base (**TTFL3P36**).
- When a third base is required, a TTFLTxx base may be used as the center base

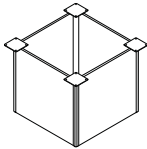
Required Specifications

Metal Finish

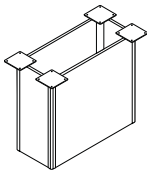
T BOARDROOM TABLES

Educational Services Commission of New Jersey
New Jersey State Approved Cooperative Purchasing System # 65MCECCPS

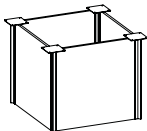
BOARDROOM TABLE BASES



Square Panel Base - Anodized Aluminum Radius Corner Detail



Rectangular Panel Base - Anodized Aluminum Radius Corner Detail



Square Panel Base - Anodized Aluminum Radius Corner Detail

MODEL#	DIMENSIONS	FREIGHT CLASS	WT/LBS.	CUBIC FT.	LIST PRICE
	D x W x H				
TELRS24J	24 x 24 x 28	100	75	8	\$2554
TELRS20J	20 x 20 x 28	92.5	70	6	\$2203
TELRS16J	16 x 16 x 28	70	65	4	\$1999
TELRS24	24 x 24 x 28	100	75	8	\$2239
TELRS20	20 x 20 x 28	92.5	70	6	\$1885
TELRS16	16 x 16 x 28	70	65	4	\$1685

Round tops require a single base. For tops up to 120" two Square Panel bases must be ordered. For tops 144" or more, three bases must be ordered.

- **Model #'s with a "J" denote a power access door on one panel.**
- For 30", 36" and 42" deep tops, order a 16" base (**TELRS16** or **TELRS16J**).
- For 48" and 54" deep tops, order a 20" base (**TELRS20** or **TELRS20J**).
- For 60" deep tops, order a 24" base (**TELRS24** or **TELRS24J**).

TELRR24J	12 x 24 x 28	100	65	8	\$2429
TELRR20J	12 x 20 x 28	92.5	60	6	\$2075
TELRR16J	12 x 16 x 28	85	50	4	\$1873
TELRR24	12 x 24 x 28	100	65	8	\$2112
TELRR20	12 x 20 x 28	92.5	60	6	\$1760
TELRR16	12 x 16 x 28	85	50	4	\$1559

Not to be used with round table tops. For tops up to 96" two Rectangular Panel bases must be ordered. To be used as a 3rd base for center support in conjunction with two Square Panel bases on tops 144" or more.

- **Model #'s with a "J" denote a power access door on one panel.**
- For 30", 36" and 42" deep tops, order a 16" base (**TELRR16** or **TELRR16J**).
- For 48" and 54" deep tops, order a 20" base (**TELRR20** or **TELRR20J**).
- For 60" deep tops, order a 24" base (**TELRR24** or **TELRR24J**).

TELBS24J	24 x 24 x 28	100	65	8	\$2554
TELBS20J	20 x 20 x 28	92.5	60	6	\$2203
TELBS16J	16 x 16 x 28	85	50	4	\$1999
TELBS24	24 x 24 x 28	100	65	8	\$2239
TELBS20	20 x 20 x 28	92.5	60	6	\$1885
TELBS16	16 x 16 x 28	85	50	4	\$1685

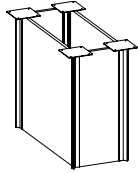
Round tops require a single base. For tops up to 120" two Square Panel bases must be ordered. For tops 144" or more, three bases must be ordered.

- **Model #'s with a "J" denote a power access door on one panel.**
- For 30", 36" and 42" deep tops, order a 16" base (**TELBS16** or **TELBS16J**).
- For 48" and 54" deep tops, order a 20" base (**TELBS20** or **TELBS20J**).
- For 60" deep tops, order a 24" base (**TELBS24** or **TELBS24J**).

Required Specifications

Finish

BOARDROOM TABLE BASES



Rectangular Panel Base - Anodized Aluminum Rectangular Corner Detail

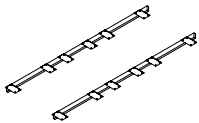
MODEL# DIMENSIONS FREIGHT CLASS WT/LBS. CUBIC FT. LIST PRICE

	D x W x H				
TELBR24J	12 x 24 x 28	100	65	8	\$2429
TELBR20J	12 x 20 x 28	92.5	60	6	\$2075
TELBR16J	12 x 16 x 28	85	50	4	\$1873
TELBR24	12 x 24 x 28	100	65	8	\$2112
TELBR20	12 x 20 x 28	92.5	60	6	\$1760
TELBR16	12 x 16 x 28	85	50	4	\$1559

Not to be used with round table tops. For tops up to 96" two Rectangular Panel bases must be ordered. To be used as a 3rd base for center support in conjunction with two Square Panel bases on tops 144" or more.

- **Model #'s with a "J" denote a power access door on one panel.**
- For 30", 36" and 42" deep tops, order a 16" base (**TELBR16** or **TELBR16J**).
- For 48" and 54" deep tops, order a 20" base (**TELBR20** or **TELBR20J**).
- For 60" deep tops, order a 24" base (**TELBR24** or **TELBR24J**).

BOARDROOM - ACCESSORIES



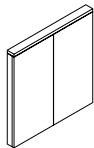
Metal Support Rails

MODEL# DIMENSIONS FREIGHT CLASS WT/LBS. CUBIC FT. LIST PRICE

TSUP102	1 x 102 x 2	70	0.10	0.10	\$1163
TSUP96	1 x 96 x 2	70	0.10	0.10	\$1091
TSUP90	1 x 90 x 2	70	0.10	0.10	\$1009
TSUP84	1 x 84 x 2	70	0.10	0.10	\$932
TSUP78	1 x 78 x 2	70	0.10	0.10	\$854
TSUP72	1 x 72 x 2	70	0.10	0.10	\$777
TSUP66	1 x 66 x 2	70	0.10	0.10	\$702
TSUP60	1 x 60 x 2	70	0.10	0.10	\$626
TSUP54	1 x 54 x 2	70	0.10	0.10	\$575

To be used when design considerations or dimension requirements dictate an unsupported table joint. Top section **MUST NOT** exceed 72" to use metal supports. **Sold in sets of two**

- **Available in Black only.**



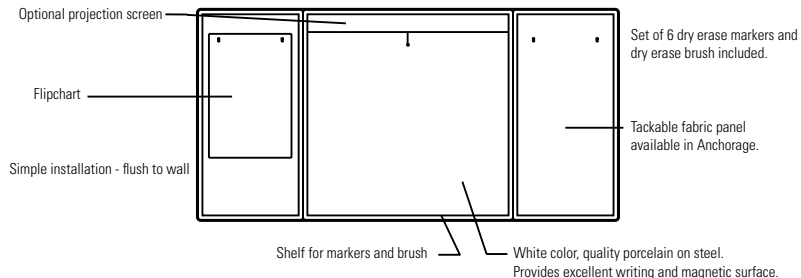
Visual Board

VB4848E	5 x 48 x 48	70	115	7	\$4263
---------	-------------	----	-----	---	---------------

Includes porcelain on steel magnetic board and two side opening straight edge doors containing tackable fabric panels and 50-sheet paper writing pad that can be used on either door. Magnetic board can be used for projection. Set of 6 dry erase markers and eraser included. Interior fabric panels available in Anchorage. Specify color:

AN40 Birch	AN41 Green Apple	AN42 Lapis	AN43 Straw	AN44 Wolf
AN45 Goose	AN46 Angora	AN47 Cumin	AN48 Asteroid	AN49 Geranium
AN50 Thistle	AN51 Graphite	AN52 Slate	AN53 Quarry Blue	AN54 Onyx
AN55 Pumpkin	AN56 Red Delicious	AN57 Sunshine	AN59 Waterfall	AN61 Vanilla
AN62 Cobalt	AN64 Cloud			

- **NOTE:** Care should be taken to mount the units. Units should be mounted to wall studs using correct fasteners. Failure to do so may result in collapse of the unit and subsequent personal injury. **Mounting hardware not included.** Mounting hardware used should be based on wall material. Consult an installation professional for proper wall mounting.



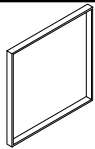
Required Specifications

Finish
Fabric

T BOARDROOM TABLES

Educational Services Commission of New Jersey
New Jersey State Approved Cooperative Purchasing System # 65MCECCPS

BOARDROOM - ACCESSORIES

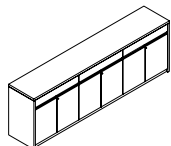


Visual Board - No Doors

MODEL#	DIMENSIONS D x W x H	FREIGHT CLASS	WT/LBS.	CUBIC FT.	LIST PRICE	ALL VENEER
VB48480	5 x 48 x 48	70	115	7	\$2864	

Includes porcelain on steel magnetic board. Magnetic board can be used for projection. Set of 6 dry erase markers and eraser included.

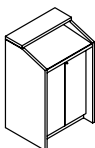
- **NOTE:** Care should be taken to mount the units. Units should be mounted to wall studs using correct fasteners. Failure to do so may result in collapse of the unit and subsequent personal injury. **Mounting hardware not included.** Mounting hardware used should be based on wall material. Consult an installation professional for proper wall mounting.



Credenza Buffet - Dufferin

DCB9022H36	22 x 90 x 36	92.5	440	44	\$9140	\$10967
DCB9020H36	20 x 90 x 36	92.5	400	40	\$8309	\$9972
DCB7222H36	22 x 72 x 36	92.5	330	33	\$6206	\$7447
DCB7220H36	20 x 72 x 36	92.5	300	30	\$5529	\$6637
DCB6022H36	22 x 60 x 36	100	275	28	\$5323	\$6388
DCB6020H36	20 x 60 x 36	92.5	250	25	\$4838	\$5804

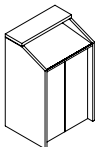
90" w units have (3) two door storage cabinets with top drawer side-by-side. 72" w & 60" w units have (2) two door storage cabinets with top drawer side-by-side. Locking doors. Self-closing hinged doors cover one adjustable shelf.



Lectern - Dufferin

DLEC3624	24 x 36 x 48	92.5	240	24	\$4329	\$5195
DLEC3024	24 x 30 x 48	92.5	200	20	\$3610	\$4331
DLEC2424	24 x 24 x 48	92.5	160	16	\$2887	\$3463

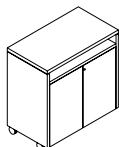
Features angled stand. Storage compartment with one adjustable and one fixed shelf. Locking doors.



Lectern - Lufton

LEC3624L	24 x 36 x 48	92.5	240	24	\$4910	
LEC3024L	24 x 30 x 48	92.5	200	20	\$4096	
LEC2424L	24 x 24 x 48	92.5	160	16	\$3263	

Features angled stand. Storage compartment with one adjustable and one fixed shelf. Locking doors.



Utility Table

DTV3620M	20 x 36 x 34	85	121	10	\$2620	\$3141
----------	--------------	----	-----	----	---------------	---------------

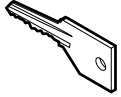
Open shelf and storage compartment with one adjustable shelf. Locking doors. Casters.

Required Specifications

Finish

ACCESSORIES

MODEL# DIMENSIONS FREIGHT CLASS WT/LBS. CUBIC FT. LIST PRICE



Extra Key

		D x W x H			
LOCK	--	70	--	--	\$43

Specify key #. Key range 400 - 500.

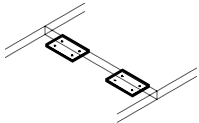


Grommet Cover Round

GM1	2 dia x --	70	--	--	\$65
GM1K	2 dia x --	70	--	--	\$65

2.75" diameter.

- **Specify GM1 for Black or GM1K for Tungsten.**

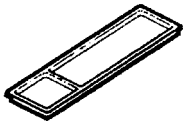


Mending Plates

MP53	3 x 5 x 0.50	300	3	2	\$61
------	--------------	-----	---	---	-------------

Sold in sets of 2.

- **Available in Black Only.**

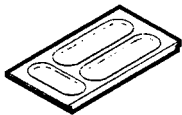


Pencil Tray - Black Plastic

PT	3 x 12.50 x 1	250	2	1	\$21
----	---------------	-----	---	---	-------------

Provides space for writing instruments and small items at the workspace.

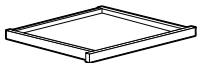
- **Available in Black Only.**



Pencil Tray - Veneer

OPT	6 x 12.50 x 2	150	4	1	\$171
-----	---------------	-----	---	---	--------------

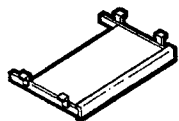
Provides space for writing instruments and small items at the workspace. Solid oak finish.



Center Drawer - Veneer

CD	21 x 23 x 2	100	8	1	\$698
----	-------------	-----	---	---	--------------

Veneer drawer front is attached to a 4-sided frame. Must specify wood finish for drawer front.



Keyboard Drawer

KD30	10 x 30 x 1	70	16	1	\$938
KD22	10 x 22 x 1	85	12	1	\$838
KD10	10 x 10 x 1	125	6	1	\$424

Pull-out veneer keyboard shelf. Clearance is 2 1/4". Must specify wood finish for drawer front.

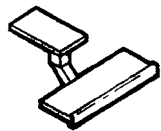
Required Specifications

Finish

T BOARDROOM TABLES

Educational Services Commission of New Jersey
New Jersey State Approved Cooperative Purchasing System # 65MCECCPS

KEYBOARD DRAWERS



Articulating Keyboard Drawer

MODEL#	DIMENSIONS D x W x H	FREIGHT CLASS	WT/LBS.	CUBIC FT.	LIST PRICE
AKD30	10 x 30 x 1	65	24	1	\$1295
AKD22	10 x 22 x 1	70	18	1	\$1199

Adjustable pull-out keyboard shelf with articulating arm. Adjusts from flush with the worksurface to 5" below worksurface. Swivels 360° full arm rotation, angles -10° to +15°. Must specify wood finish for keyboard deck.

WIRE MANAGEMENT



Wire Management Cover

MODEL#	DIMENSIONS	FREIGHT CLASS	WT/LBS.	CUBIC FT.	LIST PRICE
WH24	1 x 1 x 24	70	1	1	\$74

To conceal wires and cords. Plastic.

• **Available in Black Plastic Only.**



Wire Management Track - Single

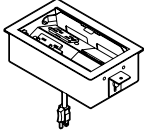
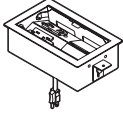
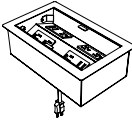
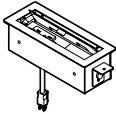
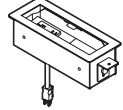
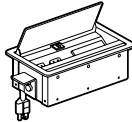
C2M72	2 x 72 x 2	70	0.10	0.10	\$83
C2M60	2 x 60 x 2	70	0.10	0.10	\$69
C2M48	2 x 48 x 2	70	0.10	0.10	\$57
C2M36	2 x 36 x 2	70	0.10	0.10	\$42
C2M24	2 x 24 x 2	70	0.10	0.10	\$31
C2M12	2 x 12 x 2	70	0.10	0.10	\$17

To conceal and organize wires and cords. Attaches to Modesty Panel with double sided tape. Plastic.

• **Available in Black Plastic Only.**

Required Specifications

Finish

POWER / DATA	MODEL#	DIMENSIONS	FREIGHT CLASS	WT/LBS.	CUBIC FT.	LIST PRICE
 Voice/Data Block		D x W x H				
	PLRTM202B	11 x 6.8 x 3.5	92.5	7	0.67	\$617
	PLRTM202T	11 x 6.8 x 3.5	92.5	7	0.67	\$617
<p>Power only included, specify telecom options separately. Includes four simplex outlets on top and one on bottom. 10' cord. Includes two telecom knockouts. Available in Black (B) and Tungsten (T) - indicated by last letter of model number. Surface access door. Cut-out option U1, U2 or U3 to be specified when ordering.</p>						
 Power/USB Block						
	PM202USBB	11 x 6.8 x 3.5	92.5	7	0.67	\$863
	PM202USBT	11 x 6.8 x 3.5	92.5	7	0.67	\$863
<p>Conference table power module with recessed door. Includes two AC power simplexes (two receptacles), one USB duplex (USB charging), two telecom knock outs and one simplex on the bottom and 10' power cord. Box available in Black (B) or Tungsten (T) as indicated by last character of model number. Duplexes finish White only. Cut-out option U1, U2 or U3 to be specified when ordering.</p>						
 Power/USB Block						
	PFPD400RB	11 x 6.8 x --	92.5	7	0.67	\$882
	PFPD400RT	11 x 6.8 x --	92.5	7	0.67	\$882
<p>Conference table power module with recessed door. Includes two duplexes, two USB duplexes (USB charging), and one simplex on the bottom and 10' power cord. Box available in Black (B) or Tungsten (T) as indicated by last character of model number. Duplexes finish White only. Cut-out option U1, U2 or U3 to be specified when ordering.</p>						
 Voice/Data Block						
	PLRTM101B	11 x 4.3 x 3.5	125	4.65	0.67	\$531
	PLRTM101T	11 x 4.3 x 3.5	125	4.65	0.67	\$531
<p>Power only included, specify telecom options separately. Includes two simplex outlets on top and one on bottom. 10' cord. Includes one telecom knockout. Available in Black (B) and Tungsten (T) - indicated by last letter of model number. Surface access door. Cut-out option K1, K2 or K3 to be specified when ordering.</p>						
 Power/USB Block						
	PM101USBB	11 x 4.3 x 3.5	70	6	0.3	\$653
	PM101USBT	11 x 4.3 x 3.5	70	6	0.3	\$653
<p>Conference table power module with recessed door. Includes one AC power simplex (one receptacle), one USB duplex (USB charging), one telecom knock out and one simplex on the bottom and 10' power cord. Box available in Black (B) or Tungsten (T) as indicated by last character of model number. Duplexes finish White only. Cut-out option K1, K2 or K3 to be specified when ordering.</p>						
 Power/Data Block						
	PLCTM101B	9 x 5.5 x -	70	6	0.3	\$279
	PLCTM101T	9 x 5.5 x -	70	6	0.33	\$279
<p>Power only included, specify telecom options separately, see above. Includes two simplex outlets on top and one on bottom. 10' cord. Includes one telecom knockout. Available in Black (B) and Tungsten (T) - indicated by last letter of model number. Surface access door. Cut-out option A1, A2 or A3 to be specified when ordering.</p>						

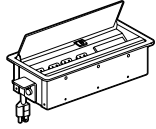
Required Specifications

Veneer Finish
 Laminate Finish
 Handle Style

Optional Specifications

Grommet

POWER/DATA



Power/Data Block

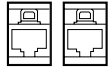
MODEL#	DIMENSIONS	FREIGHT CLASS	WT/LBS.	CUBIC FT.	LIST PRICE
--------	------------	---------------	---------	-----------	------------

D x W x H

PLCTM102B	12 x 5.5 x -	125	5	0.67	\$402
PLCTM102T	12 x 5.5 x -	125	5	0.67	\$402

Power only included, specify telecom options separately, see above. Includes four simplex outlets on top and one on bottom. 10' cord. Includes one telecom knockout. Available in Black (**B**) and Tungsten (**T**) - indicated by last letter of model number. Surface access door. Cut-out option **J1**, **J2** or **J3** to be specified when ordering.

TELECOM PLATES

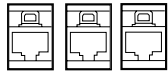


Telecom Plate - 2 x 6

MODEL#	DIMENSIONS	FREIGHT CLASS	WT/LBS.	CUBIC FT.	LIST PRICE
--------	------------	---------------	---------	-----------	------------

PTEL01	- x - x -	70	0.01	0.05	\$164
--------	-----------	----	------	------	--------------

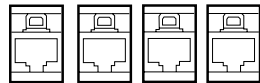
Includes 2 x RJ45 cat 6 data. Black telecom plate. To be hardwired by data contractor.



Telecom Plate - 3 x 6

PTEL02	- x - x -	70	0.01	0.05	\$222
--------	-----------	----	------	------	--------------

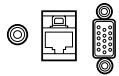
Includes 2 x RJ45 cat 6 data and 1 RJ11 cat phone. Black telecom plate. To be hardwired by data contractor.



Telecom Plate - 4 x 6

PTEL03	- x - x -	70	0.01	0.05	\$340
--------	-----------	----	------	------	--------------

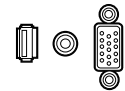
Includes 4 x RJ45 cat 6 data. Black telecom plate. To be hardwired by data contractor.



Telecom Plate - 3TSV

PTEL04	- x - x -	70	0.01	0.05	\$290
--------	-----------	----	------	------	--------------

Includes 1 x RJ45 cat 6 data, mini stereo and 15 pin HD VGA. Black telecom plate. To be hardwired by data contractor.



Telecom Plate - 3SVH

PTEL05	- x - x -	70	0.01	0.05	\$401
--------	-----------	----	------	------	--------------

Includes mini stereo, 15 pin HD VGA and HDMI. Black telecom plate.

Required Specifications

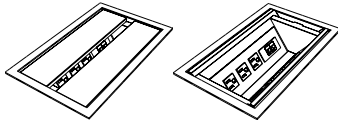
Veneer Finish
Laminate Finish
Handle Style

Optional Specifications

Grommet

VILLA I SERIES CORDED UNITS

MODEL# DIMENSIONS FREIGHT CLASS WT/LBS. CUBIC FT. LIST PRICE

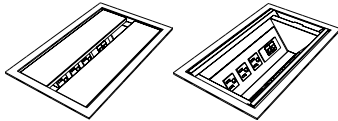


Oasis Mini A, Corded

MODEL#	D x W x H	FREIGHT CLASS	WT/LBS.	CUBIC FT.	LIST PRICE
OAM-A-PC-__	15 x 9 x 5.25	92.5	16	1.53	\$1826

Mini Oasis A unit. 15" Trough with six power receptacles, two telecom plate cutouts (**telecom plates sold separate**, see page page 394) and two 108" 3-prong plugs. **M1, M2 or M3 cutout(s) must be specified on conference table** (see product notes section for more details and cutout upcharge). UL Listed.

- **Cannot be daisy-chained.**
- Replace _ with **B** for **Black**
- Replace _ with **S** for **Silver Pearl**

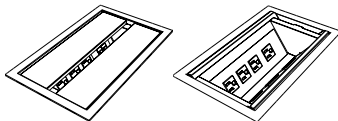


Oasis Mini A, DaisyLink Version

OAM-A-PC-4-1-__	15 x 9 x 5.25	92.5	16	1.53	\$2091
-----------------	---------------	------	----	------	---------------

For hardwire and daisy chain applications. Mini Oasis A unit. 15" Trough with six power receptacles, two telecom plate cutouts (**telecom plates sold separate**, see page page 394). **Power infeed sold separate** (see page page 396). **M1, M2 or M3 cutout(s) must be specified on conference table** (see product notes section for more details and cutout upcharge). For multiple circuit configurations, please contact customer service. *Please see our **Daisy-Chain guide** on page page 392 for appropriate cable lengths and important notes.* UL Listed.

- Replace _ with **B** for **Black**
- Replace _ with **S** for **Silver Pearl**

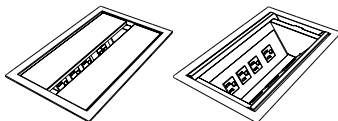


Oasis Mini B, Corded

OAM-B-PC-__	15 x 9 x 5.25	92.5	16	1.53	\$1826
-------------	---------------	------	----	------	---------------

Mini Oasis B unit. 15" Trough with four power receptacles, three telecom plate cutouts (**telecom plates sold separate**, see page page 394) and one 108" 3-prong plug. **M1, M2 or M3 cutout(s) must be specified on conference table** (see product notes section for more details and cutout upcharge). UL Listed.

- **Cannot be daisy-chained.**
- Replace _ with **B** for **Black**
- Replace _ with **S** for **Silver Pearl**



Oasis Mini B, DaisyLink Version

OAM-B-PC-4-1-__	15 x 9 x 5.25	92.5	16	1.53	\$2091
-----------------	---------------	------	----	------	---------------

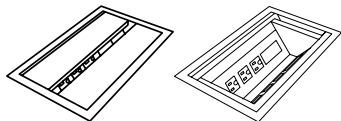
For hardwire and daisy chain applications. Mini Oasis B unit. 15" Trough with four power receptacles, three telecom plate cutouts (**telecom plates sold separate**, see page page 394). **Power infeed sold separate** (see page page 396). **M1, M2 or M3 cutout(s) must be specified on conference table** (see product notes section for more details and cutout upcharge). For multiple circuit configurations, please contact customer service. *Please see our **Daisy-Chain guide** on page page 392 for appropriate cable lengths and important notes.* UL Listed.

- Replace _ with **B** for **Black**
- Replace _ with **S** for **Silver Pearl**

Required Specifications

- Finish
- Power infeed
- Cutout location


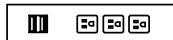
OASIS MINI



Oasis Mini USB, Corded

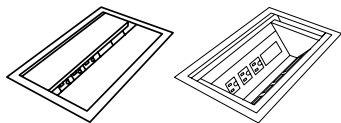
MODEL#	DIMENSIONS	FREIGHT CLASS	WT/LBS.	CUBIC FT.	LIST PRICE
--------	------------	---------------	---------	-----------	------------

	D x W x H				
OAM-U-PC-__	15 x 9 x 5.25	92.5	16	1.53	\$2044



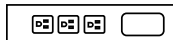
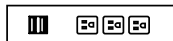
Mini Oasis USB unit. 15" trough with six power receptacles, two 2.1 AMP USB charging ports and one telecom plate cutout (**telecom plates sold separate**, see page page 394) and two 108" 3-prong plugs. **M1, M2 or M3 cutout(s) must be specified on conference table** (see product notes section for more details and cutout upcharge). UL Listed.

- **Cannot be daisy-chained.**
- Replace _ with **B** for **Black**
- Replace _ with **S** for **Silver Pearl**



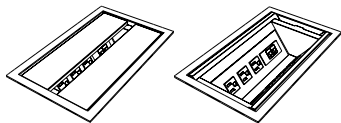
Oasis Mini USB, DaisyLink Version

OAM-U-PC-4-1-__	15 x 9 x 5.25	92.5	16	1.53	\$2307
-----------------	---------------	------	----	------	---------------



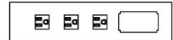
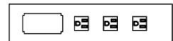
For hardwire and daisy chain applications. Mini Oasis USB unit. 15" trough with six power receptacles, two 2.1 AMP USB charging ports and one telecom plate cutout (**telecom plates sold separate**, see page page 394). **Power infeed sold separate** (see page page 396). **M1, M2 or M3 cutout(s) must be specified on conference table** (see product notes section for more details and cutout upcharge). For multiple circuit configurations, please contact customer service. *Please see our **Daisy-Chain guide** on page page 392 for appropriate cable lengths and important notes.* UL Listed.

- Replace _ with **B** for **Black**
- Replace _ with **S** for **Silver Pearl**



Oasis Mini, Chicago Code

GL-OAMPD_P72HW	15 x 9 x 5.25	92.5	16	1.53	\$2490
----------------	---------------	------	----	------	---------------



Mini Oasis for Chicago code includes electrical trough with (2) separate hardwire inserts. Each insert includes (3) simplex outlets and (1) telecom plate cutout (**telecom plates sold separate**, see page page 394). **M1, M2 or M3 cutout(s) must be specified on conference table** (see product notes section for more details and cutout upcharge). Each component is UL listed.

- **Cannot be daisy-chained.**
- Replace _ with **B** for **Black**
- Replace _ with **S** for **Silver Pearl**

Required Specifications

Finish
Power infeed
Cutout location

OASIS MINI CUT OUT POSITIONS

D x W x H

OASIS MINI A & B CABLE LENGTHS NEEDED FOR DAISY-CHAINING

Model #	Oasis Mini A & Oasis Mini B	Oasis Mini A & Oasis Mini B	Oasis Mini A	Oasis Mini A	Oasis Mini B	Oasis Mini B
Cutout Positions	TL/M & TR/M	TL/M & TR/M	TL/M, TC/M & TR/M	TL/M, TC/M & TR/M	TL/M, TC/M & TR/M	TL/M, TC/M & TR/M
Infeed Position	Left or Right	Center	Left or Right	Center	Left or Right	Center
Reference	Drawing 1A/1B	Drawing 2A/2B	Drawing 3	Drawing 4	Drawing 5	Drawing 6
8' Dufferin & Lufton Tables	(1) 42FF-55 SPECIFY INFEED	(1) 42FF-29 (1) 42FM-29 (1) DAISY-T SPECIFY INFEED	N/A	N/A	N/A	N/A
10' Dufferin & Lufton Tables	(1) 42FF-79 SPECIFY INFEED	(1) 42FF-41 (1) 42FM-41 (1) DAISY-T SPECIFY INFEED	(3) 42FF-37 SPECIFY INFEED	(3) 42FF-37 SPECIFY INFEED	(2) 42FF-37 SPECIFY INFEED	(2) 42FF-37 (1) 42FM-12 (1) DAISY-T SPECIFY INFEED
12' Dufferin & Lufton Tables	(1) 42FF-103 SPECIFY INFEED	(1) 42FF-55 (1) 42FM-55 (1) DAISY-T SPECIFY INFEED	(3) 42FF-52 SPECIFY INFEED	(3) 42FF-52 SPECIFY INFEED	(2) 42FF-52 SPECIFY INFEED	(2) 42FF-52 (1) 42FM-12 (1) DAISY-T SPECIFY INFEED
14' Dufferin & Lufton Tables	(1) 42FF-64 (1) 42FM-64 SPECIFY INFEED	1) 42FF-67 (1) 42FM-67 (1) DAISY-T SPECIFY INFEED	(3) 42FF-61 SPECIFY INFEED	(3) 42FF-61 SPECIFY INFEED	(2) 42FF-61 SPECIFY INFEED	(2) 42FF-61 (1) 42FM-12 (1) DAISY-T SPECIFY INFEED
16' Dufferin & Lufton Tables	(1) 42FF-79 (1) 42FM-79 SPECIFY INFEED	1) 42FF-82 (1) 42FM-82 (1) DAISY-T SPECIFY INFEED	(3) 42FF-76 SPECIFY INFEED	(3) 42FF-76 SPECIFY INFEED	(2) 42FF-76 SPECIFY INFEED	(2) 42FF-76 (1) 42FM-12 (1) DAISY-T SPECIFY INFEED
18' Dufferin & Lufton Tables	(1) 42FF-88 (1) 42FM-88 SPECIFY INFEED	1) 42FF-91 (1) 42FM-91 (1) DAISY-T SPECIFY INFEED	(3) 42FF-85 SPECIFY INFEED	(3) 42FF-85 SPECIFY INFEED	(2) 42FF-85 SPECIFY INFEED	(2) 42FF-85 (1) 42FM-12 (1) DAISY-T SPECIFY INFEED
20' Dufferin & Lufton Tables	(1) 42FF-100 (1) 42FM-100 SPECIFY INFEED	1) 42FF-103 (1) 42FM-103 (1) DAISY-T SPECIFY INFEED	(3) 42FF-100 SPECIFY INFEED	(3) 42FF-100 SPECIFY INFEED	(2) 42FF-100 SPECIFY INFEED	(2) 42FF-100 (1) 42FM-12 (1) DAISY-T SPECIFY INFEED

Interconnecting Cables - Common Cable Lengths (in inches)

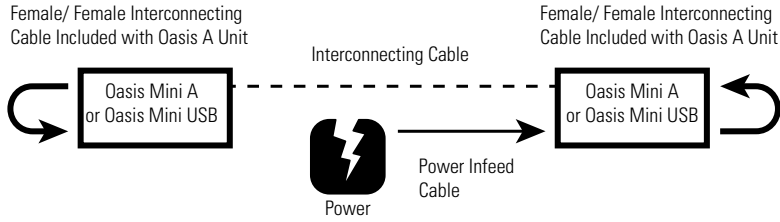
Female/Female

42FF-21	\$108	42FF-94	\$199	42FM-91	\$201
42FF-29	\$119	42FF-100	\$205	42FM-94	\$203
42FF-32	\$121	42FF-103	\$208	42FM-103	\$216
42FF-37	\$128	42FF-106	\$211	42FM-106	\$218
42FF-41	\$133	42FF-112	\$219	42FM-115	\$230
42FF-46	\$139	42FF-115	\$225	42FM-118	\$235
42FF-52	\$147	42FF-118	\$228		
42FF-55	\$151				
42FF-58	\$154	Female/Male			
42FF-61	\$157	42FM-12	\$104		
42FF-64	\$161	42FM-21	\$115		
42FF-67	\$165	42FM-32	\$128		
42FF-70	\$168	42FM-46	\$146		
42FF-76	\$176	42FM-55	\$156		
42FF-79	\$180	42FM-58	\$159		
42FF-82	\$184	42FM-67	\$170		
42FF-85	\$187	42FM-70	\$175		
42FF-88	\$191	42FM-79	\$186		
42FF-91	\$195	42FM-82	\$190		

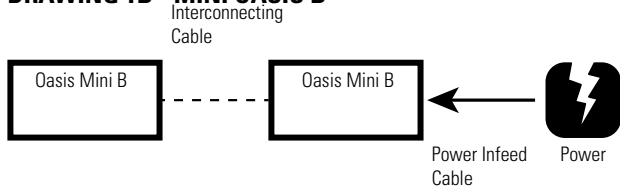
OASIS MINI NOTES

D x W x H

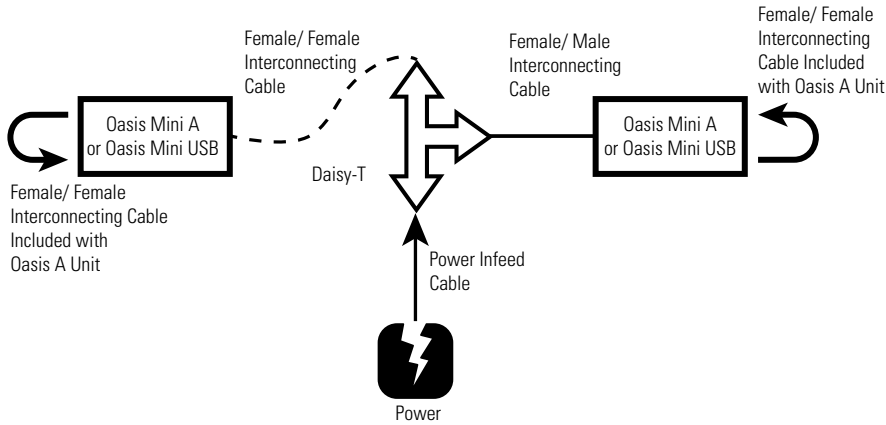
DRAWING 1A - MINI OASIS A



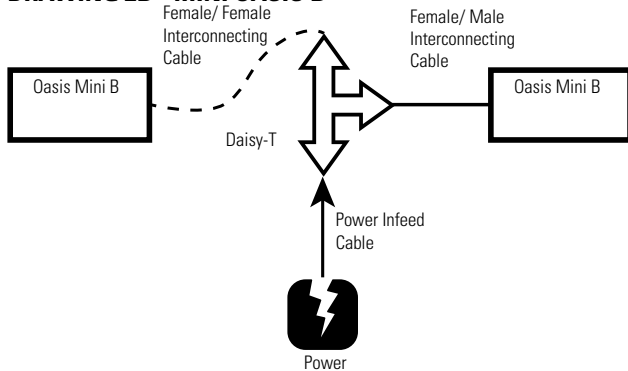
DRAWING 1B - MINI OASIS B



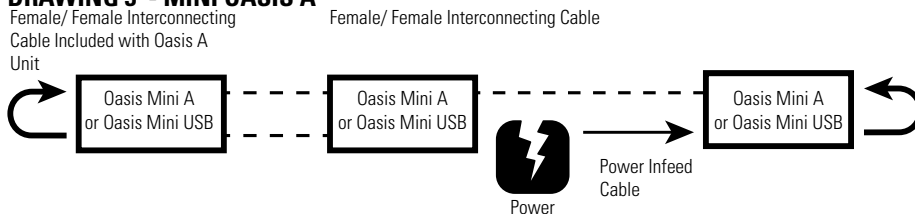
DRAWING 2A - MINI OASIS A



DRAWING 2B - MINI OASIS B



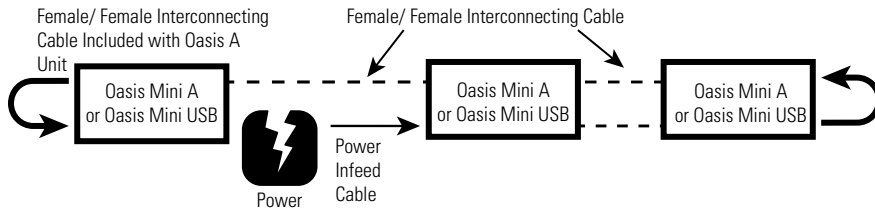
DRAWING 3 - MINI OASIS A



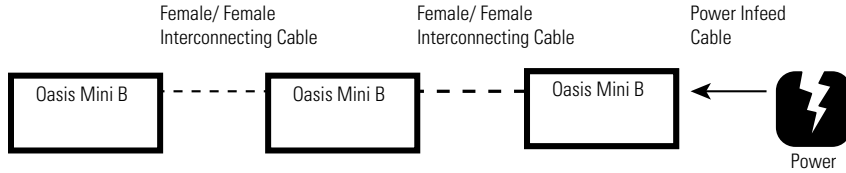
OASIS MINI NOTES

D x W x H

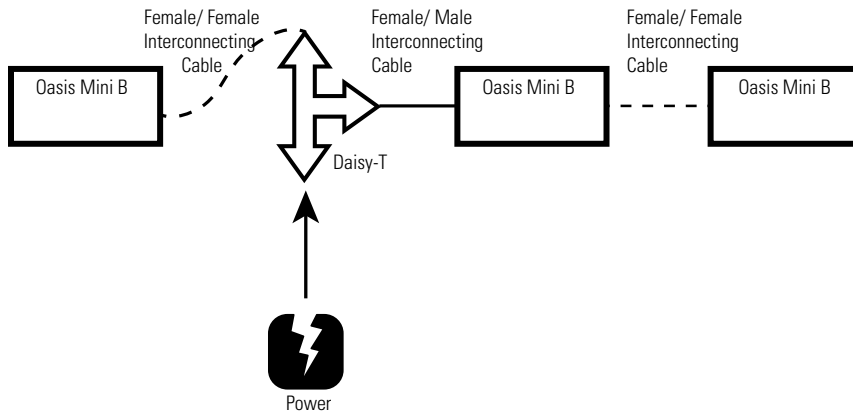
DRAWING 4 - MINI OASIS A



DRAWING 5 - MINI OASIS B














DRAWING 6 - MINI OASIS B






TOP TELECOM PLATES

D x W x H

TOP TELECOM PLATE	MODEL	CONFIGURATION	LIST PRICE
	A-__-A-B	Telecom plate with RJ11 Cat 3 Phone and RJ45 Cat 6 Data	\$108
	A-__-B-B	(2) RJ45 Cat 6 Connectors	\$141
	A-__-B-B-B	(3) RJ45 Cat 6 Connectors	\$206
	A-__-B-B-B-B	(4) RJ45 Cat 6 Connectors	\$274
	A-__-B-C51-L	RJ45 Cat 6 Data, Mini-Stereo Inline and 15 pin HD VGA Female/Female with 72" patch cord attached.	\$244
	A-__-B-B-C51	(2) RJ45 Cat 6 Data and (1) 15 pin HD VGA Female/Female with 72" patch cord attached.	\$254
	A-__-A-B-102	RJ11 Cat 3 phone, RJ45 Cat 6 Data and USB with 72" patch cord attached.	\$244
	A-__-B	RJ45 Cat 6 Data	\$76
	A-__-C51-L	Mini Stereo Inline and 15 pin HD VGA Female/Female with 72" patch cord attached.	\$191
	A-__-CRDMINDER	Cordminder Plate - 2 5/8" holes and 1 7/8" holes	\$43
	A-__-C45-C51-L	HDMI Female/Female with 36" patch cord attached. Mini Stereo Inline and 15 Pin HD VGA Female/Female with 72" patch cord attached.	\$333

Required Specifications

- Finish
- Power infeed
- Cutout location

TOP TELECOM PLATES		MODEL#	DIMENSIONS	FREIGHT CLASS	WT/LBS.	CUBIC FT.	LIST PRICE
TOP TELECOM PLATE		MODEL	CONFIGURATION				
	A-__-C45	HDMI Female/Female with 36" patch cord attached.					\$164
	A-__-A-B-B	(1) RJ11 Cat 3 Phone and (2) RJ45 Cat 6 data.					\$178
	A-__	Blank telecom plate					\$10
	A-__-102	USB with 72" patch cord attached.					\$76
	A-__-C51	15 pin HD VGA Female/Female with 72" patch cord attached.					\$123
		<ul style="list-style-type: none"> • Replace _ with BL for Black • Replace _ with GR for Grey 					

Required Specifications

Veneer Finish
 Laminate Finish
 Handle Style

Optional Specifications

Grommet

T BOARDROOM TABLES

Educational Services Commission of New Jersey
New Jersey State Approved Cooperative Purchasing System # 65MCECCPS

POWER INFEEDS

MODEL# DIMENSIONS FREIGHT CLASS WT/LBS. CUBIC FT. LIST PRICE

D x W x H

42AP1-72	--	--	--	--	\$245
----------	----	----	----	----	--------------



Plug and Play Infeed

Single Circuit 20 AMP Power Infeed with 72" 3-prong plug. Provides single power entry from floor or wall mounted standard power supply. Connects to Oasis Mini or Villa units that require a separate infeed. UL Listed.

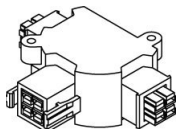
42SB2-108	--	--	--	--	\$203
42SB2-72	--	--	--	--	\$158
42SB2-36	--	--	--	--	\$115



Multi-Circuit Hardwire Power Infeed

Multi-Circuit Hardwire Infeed (up to 20 AMPS per circuit), two circuits. Provides single power entry from floor or wall located building power supply. Connects to Oasis Mini or Villa units that require a power infeed. **TO BE HARDWIRED BY A LICENSED ELECTRICIAN.** UL Listed.

DAISY-T	--	70	1	1	\$187
---------	----	----	---	---	--------------



3 Way Power Splitter

Daisy-T power manager includes two male and one female connection. For use in splitting a power source two ways.

Required Specifications

Veneer Finish
Laminate Finish
Handle Style

Optional Specifications

Grommet

textiles and finishes

Care and Cleaning

Textiles

Fabrics: To extend the life of your seating upholstered in fabric, regularly dust the chair to prevent airborne particles from penetrating the fabric surface.

For light soiling, use a damp cloth and blot the spot with very slight pressure, taking care never to soak the fabric. Dry with a clean cloth by blotting - never rub fabric. More intense stains can be treated the same way, but with a mild detergent. Always test fabric first in an unseen area before using any cleaning method.

Leather: For regular cleaning, simply use a soft damp cloth, taking care not to soak the leather. For more thorough treatment, soak a soft cloth in mild soap solution and wipe surface in a light circular motion. Repeat with clean water. Allow to dry and polish with a soft dry cloth. Do not use detergents, aerosol sprays or other polishes.

Hard Surfaces

Wood Veneer Finishes: Waxing or polishing catalyzed finishes is not recommended because this will give a greasy, cloudy or uneven appearance to the product and could void your warranty. Global's conversion varnish is best cleaned by wiping the surface with a damp cloth, followed by a soft dry cloth in the direction of the grain. If the surfaces are heavily soiled, a gentle product like "Windex" can be used, following the same instructions as above.

Laminate & Painted Metal Finishes: Using a soft cloth, simply wipe the surface with a mild soap solution or glass cleaner. Always use a dry cloth and circular motion to prevent streaks.

-
- **Water-Based Cleaner:** Spot clean, using the foam only from a water-based cleaning agent, such as a mild detergent or non-solvent upholstery shampoo product. Apply foam with a soft brush in a circular motion. Vacuum when dry. Pretest small area before proceeding.
 - **Solvent Cleaner:** Spot clean, using a mild water-free solvent or dry cleaning product. Clean only in a well-ventilated room and avoid any product containing carbon tetrachloride or other toxic materials. Pretest a small area before proceeding.
 - **Water/Solvent Cleaner:** Spot clean with a mild solvent, an upholstery shampoo, or the foam from a mild detergent. When using a solvent or dry cleaning product, follow instructions carefully and clean only in a well-ventilated room. Avoid any product that contains carbon tetrachloride or other toxic materials. With either method, pretest a small area before proceeding.
 - **Vacuum Only:** Clean this fabric only by vacuuming or light brushing to prevent accumulation of dust and grime. Water-based foam cleaning agents of any kind may cause excessive shrinking, staining, or distortion of the surface pile and therefore, should not be used.
 - **Crypton Cleaning:** Generally stains are removed with plain water and powdered enzyme detergent. Upholstery foam shampoo, water-based cleaning products and germicidal detergents can be used. Be sure to remove all residue from cleaning products with clean water. Do not use solvent-based cleaners or dry cleaning products.
 - These recommendations and codes were developed by fabric specialists. However, because of the various ways fabric can be stained or damaged, there is no guarantee that the results will be completely successful. Use suggested methods on your own responsibility. To help prevent overall soil, frequent vacuuming or light brushing to remove dust and grime is recommended. Use professional furniture cleaning service when overall soiled condition has been reached.

Textile Price Grades - Global Textiles

- Grade 1 Carrera, Dobby, Fusion, Illusion, Jenny, Quilt, Terrace, Trak, Urban, Waterfall, Wavelength
- Grade 2 Allante FRee, Elevate, Etch, GC Linen, Imprint, Luxhide, Release
- Grade 3 Non standard GLOBAL textiles
- Grade 4 Non standard GLOBAL textiles
- Grade 5 Non standard GLOBAL textiles
- Grade 6 Novaro Genuine Leather, non standard GLOBAL textiles
- Grade 7 Non standard GLOBAL textiles
- Grade 8 Non standard GLOBAL textiles
- Grade 9 Non standard GLOBAL textiles
- Grade 11 Non standard GLOBAL textiles
- Grade 10 Non standard GLOBAL textiles
- Grade 12 Non standard GLOBAL textiles

Please refer to individual seating series for availability of a particular textile.

The charts above do not include Textiles offered by Alliance Partners: Arc-Com Fabrics, Architex, CF Stinson, Designtex, Knoll Textiles, Green Hides, LDI Interiors, Luum Textiles, Maharam, Mayer Fabrics, Momentum, and Ultrafabrics.

Blend Seating Textiles

The grid below outlines the grade structure for using multiple textiles on select seating series. Blended textiles occur when one textile is chosen for one part of the chair and a different textile is selected for another part of the chair, resulting in a revised blended grade. For opportunities regarding more than two different textiles, please contact Global CustomerCare for approval process and grading.

		FIRST TEXTILE SELECTED																	
		1	2	3	4	5	6	7	8	9	10	11	12	13	14	15	16	17	18
SECOND TEXTILE SELECTED	1	1																	
	2	2	2																
	3	3	3	3															
	4	3	4	4	4														
	5	4	4	5	5	5													
	6	5	5	5	6	6	6												
	7	5	6	6	6	7	7	7											
	8	6	6	7	7	7	8	8	8										
	9	7	7	7	8	8	8	9	9	9									
	10	8	8	8	8	9	9	9	10	10	10								
	11	9	9	9	9	9	10	10	10	11	11	11							
	12	10	10	10	10	10	10	11	11	11	12	12	12						
	13	11	11	11	11	11	11	12	12	12	12	13	13	13					
	14	11	12	12	12	12	12	12	13	13	13	13	14	14	14				
	15	12	12	13	13	13	13	13	13	14	14	14	14	15	15	15			
	16	13	13	13	14	14	14	14	14	14	15	15	15	15	16	16	16		
	17	14	14	14	14	15	15	15	15	15	15	16	16	16	16	17	17	17	
	18	15	15	15	15	15	16	16	16	16	16	16	17	17	17	17	18	18	18

TEXTILE AND COLOR LISTINGS

Grade 1

Carrera 100% Polyester

CE84 Zest	CE85 Savannah	CE86 Slate	CE87 Rainforest	CE88 Aspen	CE89 Dune	CE90 Flannel
CE91 Azure	CE92 Chili	CE93 Jute	CE95 Ink	CE96 Sangria	CE97 Java	CE98 Charcoal

Dobby 96% Recycled Polyester / 4% Virgin Polyester

DB30 Snowcap	DB31 Bonsai	DB32 Cloud	DB33 Sand	DB34 Pewter	DB35 Santa Fe	DB36 Corfu
DB37 Medium Taupe	DB38 Charcoal	DB39 Berry	DB40 Royal	DB41 Titanium	DB42 Black	

Fusion 90% Virgin Polyester / 10% Post-Consumer Recycled Polyester

FU71 Tangerine	FU72 Fresh	FU73 Moss	FU74 Tomato	FU75 Aqua	FU76 Sandstone	FU77 Granite
FU78 Poppy	FU79 Cadet	FU80 Oasis	FU81 Graphite	FU82 Viola	FU83 Cobalt	FU84 Flax
FU85 Carbon						

Illusion 100% Virgin Polyester

II01 Cappuccino	II02 Paprika	II03 Tropic	II04 Wicker	II05 Hemp	II06 Cayenne	II07 Maui
II08 Dusk	II09 Smoke	II10 Currant	II11 Fiji	II12 Ozone	II13 Ebony	

Jenny 100% Polyester

JN01 Midnite	JN02 Ebony	JN03 Slate	JN07 Vermilion	JN08 Admiral	JN11 Charcoal	JN25 Silver Lining
JN26 Oatmeal	JN27 Sunflower	JN28 Cascade	JN29 Harvest	JN30 Melon	JN31 Berry	JN32 Green Grass
JN33 Roast						

Quilt 100% Polyester

QL10 Black	QL11 Charcoal Grey	QL14 Navy	QL16 Wine	QL19 Silver	QL20 Feather	QL21 Dune
QL22 Meadow	QL23 Cadet	QL24 Geranium	QL25 Daisy	QL26 Quest	QL27 Punch	QL28 Tangerine
QL29 Cocoa						

Terrace 70% Virgin Polyester / 30% Post-Consumer Recycled Polyester

TC61 Tigerlily	TC62 Shadow	TC63 Cobble	TC64 Cherry Blossom	TC65 Bluebell	TC66 Apple	TC67 Haze
TC68 Cerise	TC69 Twilight	TC70 Wintergreen	TC71 Ironwork	TC72 Pine Cone	TC73 Flirt	TC74 Echo
TC75 Glacier						

Trak 100% Recycled Polyester

TK40 Taupe	TK41 Mustard	TK42 Latte	TK43 Cement	TK44 Silver	TK45 Copper	TK46 Teal
TK47 Apple	TK48 Steel	TK49 Merlot	TK50 Midnight Sky	TK51 Mocha	TK52 Carbon	

Urban 62% Recycled Polyester / 32% Polyester

UR10 Red Rose	UR11 Ocean Blue	UR12 Blue Bayou	UR13 Green Grass	UR14 Sandcastle	UR15 Beach Day	UR16 Boardwalk
UR17 Earth	UR18 Brown Ridge	UR19 White Sand	UR20 Granite Rock	UR21 Gravel Road	UR22 Black Coal	

Waterfall 60% Virgin Polyester / 40% Post-Consumer Recycled Polyester

WA40 Trance	WA41 Tryst	WA42 Splash	WA43 Victoria	WA44 Imagine	WA45 Sky	WA46 Rainforest
WA47 Rumble	WA48 Prism	WA49 Tranquility	WA50 Grand	WA51 Rushing	WA52 Magestic	WA53 Pacific
WA54 Dance						

Wavelength 100% Virgin Polyester

WV01 Lime	WV02 Mint	WV03 Stone	WV04 Flame	WV05 Mykonos	WV06 Savannah	WV07 Mesa
WV08 Plasma	WV09 Cancun	WV10 Quartz	WV11 Moonrock	WV12 Rubine	WV13 Corfu	WV14 Bluejay
WV14 Panther						

Grade 2

Elevate 80% Post-Consumer Recycled Polyester/ 20% Rayon

EL51 Halo	EL52 Dove	EL53 Safari	EL54 Sunglow	EL55 Margarita	EL56 Fiji	EL57 Mist
EL58 Blaze	EL59 Wasabi	EL60 Mystic	EL61 Mica	EL62 Cherry	EL63 Scuba	EL64 Lapis
EL65 Onyx						

Etch 80% Post-Consumer Recycled Polyester/ 20% Rayon

ET81 Drift	ET82 Citron	ET83 Calypso	ET84 Mandarin	ET85 Crisp	ET86 Iris	ET87 Nickel
ET88 Paprika	ET89 Nutmeg	ET90 Marine	ET91 Magnet	ET92 Infrared	ET93 Espresso	ET94 Indigo
ET95 Anthracite						

Imprint 100% Post-Consumer Polyester

IM70 Almond	IM71 Cork	IM72 Sand	IM73 Currie	IM74 Candy Apple	IM75 Ocean	IM76 Navy
IM77 Green Tea	IM78 Celery	IM79 Oregon	IM80 Walnut	IM81 Paprika	IM82 Graphite	IM83 Slate
IM84 Licorice						

Grade 2 (Vinyl) For availability of chair series in Vinyl, please contact a Global Sales Representative.

Allante Free 100% Vinyl Face / 100% Polyester Backing

A01F Illusion	A02F Bright White	A03F White Crush	A04F Ivory	A05F Ice	A06F Bleached Sand	A07F Taupe Fawn
A08F Warm Smoke	A09F Autumn Rain	A10F Cookie	A11F Sierra Brick	A12F Gibraltar	A13F Chateau Grey	A14F Garden Green
A15F Oasis Green	A16F Ink Black	A17F Purple Impulse	A18F Italian Rose	A19F Mountain Sky	A20F Old Navy	A21F Galaxy
A22F Red Truffle	A23F Chocolate Sundae	A24F Province Blue	A25F Eclipse			

GC Linen 100% Vinyl Face

LE50 Potters Clay	LE51 Pearl	LE52 Tan	LE53 Storm	LE54 Butter	LE55 Haystack	LE56 Ganache
LE57 Sunset	LE58 Burnt Orange	LE59 Cayenne	LE60 Navy	LE61 Bamboo	LE62 Gray	LE63 Charcoal
LE64 Moss						

Luxhide 100% Vinyl Face / Bonded Leather Backing

BL20 Black	BL22 Parchment	BL23 Saddle	BL24 Dark Brown	BL26 Burgundy	BL27 Charcoal	BL28 White
BL34 Light Grey						

Release 100% Vinyl Face

RL11 White	RL12 Chalk	RL13 Stone	RL14 Taupe	RL15 Orange	RL16 Country	RL17 Tuscan
RL18 Cottage	RL19 Yellow	RL21 Red Barn	RL22 Brave Red	RL23 Gypsy Red	RL24 Cajun	RL25 Vineyard
RL26 Olive	RL27 Bonsai	RL28 Summer's Dream	RL29 Calico	RL31 Green	RL32 Blue	RL33 Black
RL34 Cool Grey	RL35 Thunder Grey	RL36 Navy	RL37 Dark Chocolate	RL38 Espresso		

Grade 6

Novaro Genuine Leather 100% Leather

NO50 Ash	NO51 Asphalt	NO52 Bison	NO53 Blueberry	NO54 Cloud	NO55 Clove	NO56 Cordovan
NO57 Doe	NO58 Linen	NO59 Marina	NO60 Phantom	NO61 Pigeon	NO62 Scarlet	NO63 Turtle
NO64 Wheat						

PANEL/TACKBOARD FABRICS

GRADE 2

Lola 100% Polyester.

LL11 Medium Taupe	LL12 Caramel Cream	LL14 Blue Mist	LL35 Spray	LL36 Granite	LL37 Cinder	LL38 Sandstone
-------------------	--------------------	----------------	------------	--------------	-------------	----------------

GRADE 3

Anchorage 65% Pre-consumer Polyester / 35% Post-consumer Polyester

AN40 Birch	AN41 Green Apple	AN42 Lapis	AN43 Straw	AN44 Wolf	AN45 Goose	AN46 Angora
AN47 Cumin	AN48 Asteroid	AN49 Geranium	AN50 Thistle	AN51 Graphite	AN52 Slate	AN53 Quarry Blue
AN54 Onyx	AN55 Pumpkin	AN56 Red Delicious	AN57 Sunshine	AN59 Waterfall	AN61 Vanilla	AN62 Cobalt
AN64 Cloud						

Merge 100% Polyester / 75% Post-consumer Recycled Polyester

MG20 Fawn	MG21 Marshmallow	MG22 Driftwood	MG23 Dove	MG24 Graphite	MG25 Slate	MG26 Eucalyptus
MG27 Fire Engine	MG28 Mediterranean	MG29 Midnight				

FINISHES

Seating Finishes - Metal & Polymer: *Please consult each Seating Series for finish availability.*

Black (BK)	Charcoal Grey (CHR)	Chrome (CHM)	Fog (FG)	Polished Aluminum (ALU)	Tungsten (TUN)
------------	---------------------	--------------	----------	-------------------------	----------------

Seating Finishes - Plastic (Duet, Popcorn, Sonic and Stream)

Buzz Blue (BZB)	Cactus (CCT)	Carrot (CRO)	Cloud (IVC)	Dijon (DJN)	Eggplant (EGP)	Fog (FOG)
Frost (FRO)	Ink (INK)	Latte (LAB)	Night (BLK)	Sand (SND)	Scarlet (SAR)	Shadow (SHW)

Seating Finishes - Wood Seating finishes will not necessarily match Casegoods finishes. This is due to the fact that Seating and Casegoods finishes use different wood species and are manufactured at multiple locations.

Absolute (AAM)	Black (BKM)	Cherry (ACM)	Espresso Cafe (ECM)	English Oak (EOM)	Fruitwood (TFM)	Gray (HGM)
Honey (AHM)	Mahogany (TMM)	Maple (AVM)	Medium Walnut (MWM)	Natural Walnut (NLW)	Night (ASM)	Noce Biondo (NBM)
Noce Grigio (NGM)	Noce Leggero (NEM)	Noce Medio (NMM)	Shaker Cherry (SKM)	Walnut (TWM)	WC Cream (WTM)	White (WHM)
Winter Cherry (WCM)						

Desks, Workstations, Tables and Accessories - Laminate

Absolute Acajou (ACJ)	Asian Night (ASN)	Avant Cherry (AWC)	Avant Honey (AWH)	Black (BLK)	Brushed Cobalt (BRC)	Clear Maple (CMB)
Dark Espresso (DES)	Designer White (DWT)	Hayden Grey (HGT)	Noce Biondo (NBL)	Noce Grigio (NGL)	Noce Leggero (NEL)	Noce Medio (NML)
Quartered Mahogany (QTM)	Storm Grey (SOG)	Tiger Fruitwood (TFW)	Tiger Walnut (TWL)	Walnut Heights (WHE)	White Chocolate (WHC)	Willow Grey (WGY)
Winter Cherry (WCR)						

Desks, Workstations, Tables and Accessories - Wood Veneer

Almond Cherry (AMW)	Cocoa Walnut (CAW)	Coral (CRW)	Dark Cherry (DCW)	Espresso Walnut (EWW)	Evening Oak (EWW)	Grey on Oak (GRW)
Hazelnut (HAW)	Honey Maple (SMW)	Java (JAW)	Latte Walnut (LTW)	Milestone (MTW)	Mocha (MCW)	Natural Maple (MPW)
Red Cherry (RCW)	Vintage Cherry (VNW)	Walnut (WLW)	Warm Cherry (WCW)	White Maple (WMW)		

Metal Leg Finishes (*check series for applicable finishes*)

Antique Copper (ACO)	Black (TBL)	Brushed Chrome (BCH)	Buzz Blue (TBZ)	Cactus (TCC)	Carrot (TCR)	Cloud (TIV)
Chrome (CHM)	Designer White (TDW)	Dijon (TDJ)	Eggplant (TEG)	Fog (TFO)	Frost (TFR)	Ink (TIN)
Kalua (TKA)	Latte (TLA)	Mocha (TMO)	Nevada (TNE)	Sand (TSN)	Satin Brass (SBR)	Scarlet (TSR)
Shadow (TSH)	Toast (TOA)	Tungsten (TTU)				

Metal File + Storage Finishes

Business Grey (BGR)	Black Coffee Textured (BKC)	Black (BLK)	Bone (BNE)	Blizzard Textured (BZD)	Charcoal (CHR)
Claret (CLT)	Dark Chocolate Textured (DCH)	Desert Putty (DPT)	Designer White (DWT)	Fog (FOG)	Grey (GRY)
Light Grey (LGR)	Ice (ICE)	Ivory (IVR)	Mocha Textured (MCH)	Metro (MET)	Moss (MOS)
Nevada (NEV)	Navy (NVY)	Oyster (OYS)	Stonedust Textured (SDT)	Storm Grey (SGR)	Silver (SIL)
Sky (SKY)	Stone (STN)	Taupe (TPE)	Tahiti Sand (TSA)	Tungsten (TUN)*	Willow (WIL)

*10% upcharge applies

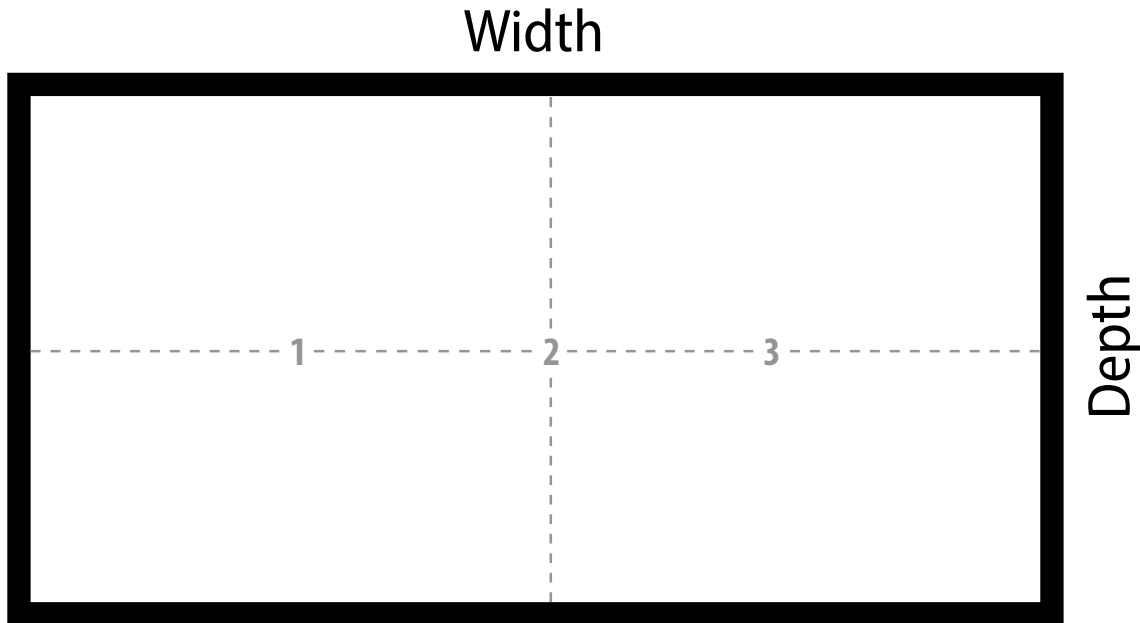
Dufferin and Lufton tables up to 120" (Corby up to 84").

Model # _____ (please use one page for each model #)

Please check all that apply. Note: Base positions will vary based on style chosen. Outer cut-outs are approximately 18"-20" in from each end.

CUT-OUT POSITION(S)

- Position 1 - near left base - use option code **CCUTL**
- Position 2 - center of table - use option code **CCUTC**
- Position 3 - near right base - use option code **CCUTR**
- Custom position(s) - indicate on diagram below w/dimensions to **center point** of cut-outs - use option code **CCUS**



CUT-OUT CRITERIA

All cut-outs require a minimum 8mm radius at each corner.

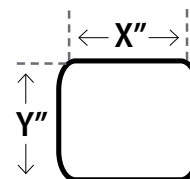
Cut-outs **must be centered** on the depth of each table due to wire management runners below the worksurface.

Indicate cut-out size:

_____ " X dimension of cut-out runs the width of the table.

_____ " Y dimension of cut-out runs the depth of the table.

Y dimension not to exceed 14"



Dealer PO# _____

Internal use only

Global order# _____

Global trailer/load #: L _____ ID #: _____

THIS FORM IS TO BE USED FOR NON-STANDARD CUT-OUT SIZES

New Jersey State Approved Cooperative Purchasing System # 65MCECCPS

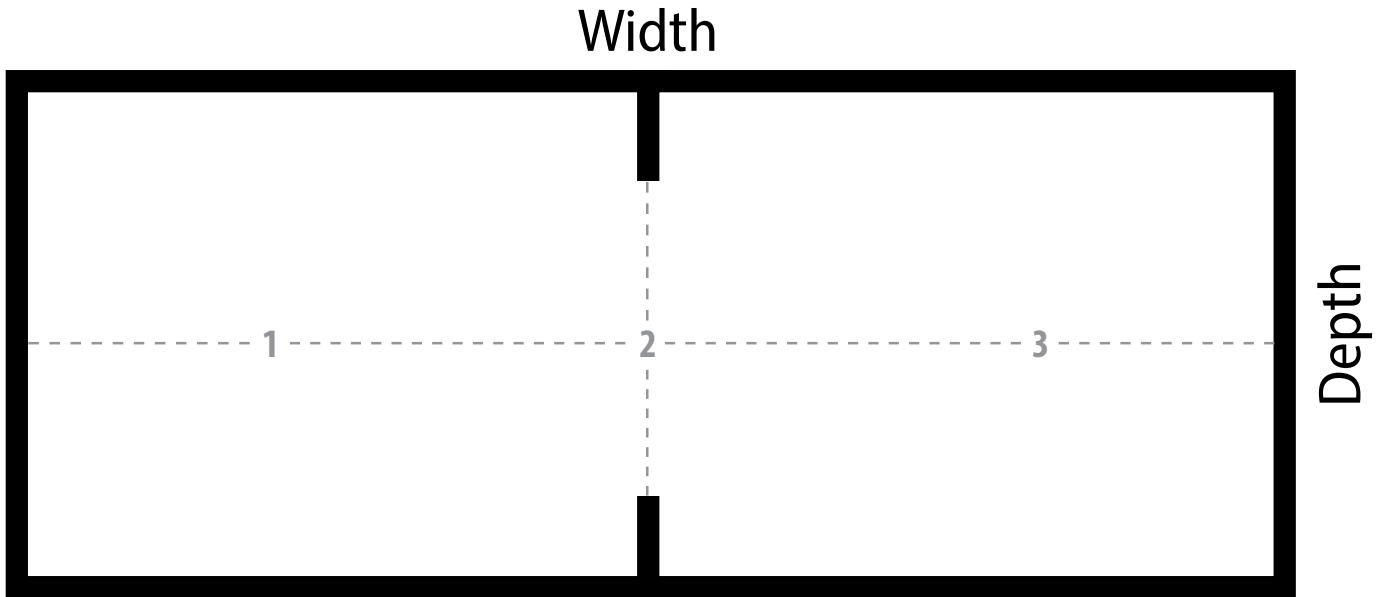
Dufferin and Lufton tables 144" - 240".

Model # _____ (please use one page for each model #)

Please check all that apply. Note: Base positions will vary based on style chosen. Outer cutouts are approximately 18"-20" in from each end

CUT-OUT POSITION(S)

- Position 1 - near left base - use option code **CCUTL**
- Position 2 - center of table - use option code **CCUTC**
- Position 3 - near right base - use option code **CCUTR**
- Custom position(s) - indicate on diagram below w/dimensions to **center point** of cut-outs - use option code **CCUS**



CUT-OUT CRITERIA

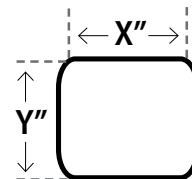
All cut-outs require a minimum 8mm radius at each corner.

Cut-outs **must be centered** on the depth of each table due to wire management runners below the worksurface.

Indicate cut-out size:

_____ " X dimension of cut-out runs the width of the table.

_____ " Y dimension of cut-out runs the depth of the table.
Y dimension not to exceed 14"



Dealer PO# _____

Internal use only

Global order# _____

Global trailer/load #: L _____ ID #: _____

CUSTOM COLOR APPROVAL FORM - GLOBAL WOOD VENEER DESKS AND TABLES

Corby, Dufferin, Kadin and Lufton series only

Dealer will be billed a matching fee of \$375 upon receipt of the match sample.
All standard and special products with a custom stain receive a 15% upcharge.
Please complete the form below and mail it, along with TWO samples (no smaller than 3" x 3") to:

Global Furniture Group
ATTN: Casegoods - Custom Stain Match
17 West Stow Road, PO Box 562
Marlton, NJ 08053

CONTACT INFORMATION

Date:	Project Name:		
A+D/Dealer/Company Name:	Contact Name:		
Billing Address:	Phone:		
City:	State:	Zip:	E-mail:

CUSTOM STAIN INFORMATION

Manufacturer's Name:
Color Name:
Color Code:
Comments / Sample to be matched on (species):

PLEASE FILL OUT THE SECTION BELOW ONCE SAMPLE HAS BEEN RECEIVED AND APPROVED. SUBMIT THIS PAPERWORK WITH THE ORDER.

APPROVED:	YES	NO	DATE:
SIGNATURE			
PRINT NAME			
PO #			

INTERNAL USE ONLY

Sample Received on:	VMID:
Special Finish Upcharge:	Color #:
Wood Species:	

CARE AND MAINTENANCE GUIDE

Wood Casegoods Care: Global furniture is constructed to strict specifications to ensure years of satisfied use. As with all wood products, certain care requirements and periodic maintenance are necessary in order to maintain the original new appearance and function.

Finishes: Global veneers and solid woods are carefully selected for color, tone and grain. Since the distinctive characteristics and nature of wood cause variations, exact matches are not always possible. Wood veneer, being a natural material, will have shade differences between veneer leaves. This will be more apparent between flitches. Fading on wood veneers can be caused by exposure to UV rays / sunlight.

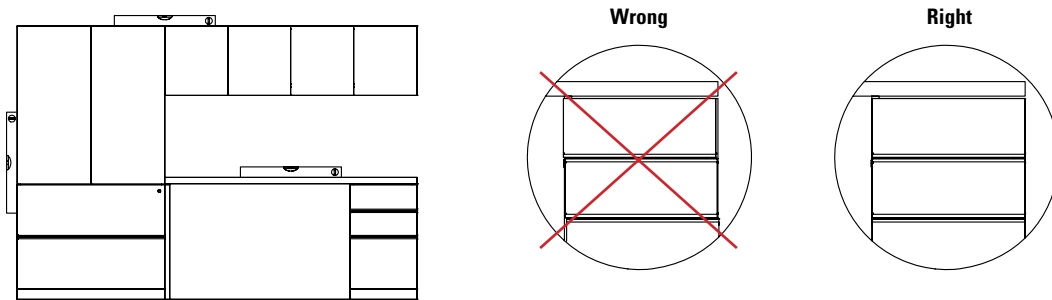
Finish Protection: All clear wood finishes are susceptible to scratches from rough and abrasive objects, such as staples, paper clips, ceramic coffee mugs, flower pots, picture frames, etc. Computer equipment with rubber feet can also cause discoloration and softening of the finish due to petroleum distillates in the rubber.

The most practical protection is the use of desk pads, paper management bins and coasters. Common sense, caution with rough items, and adding pressure sensitive felt to the feet or bottoms of any potentially destructive item will help to ensure a mar free surface.

Finish Care: Wax or polish should never be used on the finish; they will give a greasy, cloudy or uneven appearance to the product. Global's conversion varnish finish is best cleaned by wiping the surfaces with a damp cloth, followed by a soft dry cloth in the direction of the grain. If the surfaces are very dirty, use of a glass cleaning type of product is recommended. Touch-up of wood furniture should only be attempted by a qualified refinisher/touch-up technician. Contact your furniture dealer if this need should arise.

GENERAL INSTALLATION AND HARDWARE

Leveling wood office furniture properly is the most important procedure to ensure proper functioning and alignment of drawers, locks and doors.

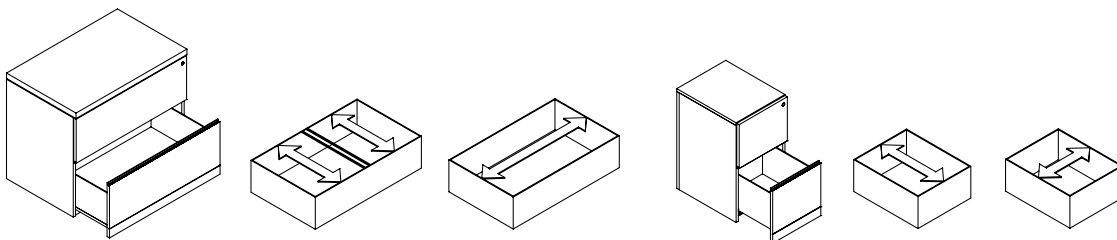


Hutch and wall cabinet doors may require field adjustment from time to time, due to shifting weight load factors inside the cabinet.

Modular furniture items, such as Desk Shells and Modular Pedestals **must be disassembled** prior to moving or relocating to avoid damage to the furniture.

Drawer suspensions are lubricated prior to shipment. Periodic lubrication may be applied to the ball bearing housing with a high quality lubricant found in most hardware stores.

Hanging file rails: Pre-installed on file drawer perimeters and accommodates both letter (front to back) and legal (side to side) size filing.



ATTENTION: Always load the bottom drawer of Lateral Files and Freestanding Pedestals first!

This illustrated price list has been designed to facilitate fast reference and easy use. Products are categorized into "seating", "desks", "files", "panels", or "tables", and are listed numerically within their categories. The line drawings match actual photographs (where possible) to aid in instant recognition of the total range within a series.

Sales of Global Furniture Group ("Global") products are made only on Global's standard Terms and Conditions of sale which are contained in this list price book. These standard terms and conditions may be modified or supplemented only by a separately written document signed by Global's authorized personnel at its head office in Marlton, NJ. Any term or condition contained in any purchase order or other form used by dealer/purchaser to order goods (including standard, printed language) which is different from, in addition to, or in any way inconsistent with Global's standard terms and conditions shall be of no force or effect whatsoever.

All illustrations, specifications and prices in this list price book are based on the latest product information available at time of publication. Global reserves the right to make changes at any time and without prior notice to prices, colors, materials, specifications and models offered.

Description

Each product shown or described in this list price book is standard Global product. Available options are noted at the beginning of each series. Available options may require additional delivery time and cost, and may affect the warranty given. Sizes and weights shown are approximate and are subject to slight changes from time to time.

Prices and Payment

The prices shown in this book, as well as those quoted by Global, are in United States dollars for orders shipped to destinations in the U.S. and Mexico.

If shipping date requested is more than 90 days from date of order, Global shall reserve right to use published list prices effective at the time of shipment.

Orders are invoiced at the time of shipment. Terms of payment are net 30 days from date of invoice (1% 15 days) unless otherwise stated. The Purchaser agrees that Global reserve the right to enforce a charge amounting to 1.5% per month (18% per year) on invoices outstanding more than 30 days.

If the Purchaser's most recent annual net volume is less than \$5,000.00, payment must be made in advance.

Any products sold by Global shall remain the personal property of Global until fully paid.

Prices are suggested list prices only and are subject to change without notice. Global will, however, attempt to keep dealer/purchasers up-to-date on all developments including price changes.

Taxes

All prices shown in this book are exclusive of sales, use, excise and other applicable taxes and are the dealer/purchaser's responsibility as per the invoice issued by Global. If dealer/purchaser claims an exemption from such taxes, it shall be the dealer/purchaser's responsibility to furnish Global with an appropriate exemption certificate at time of order.

Ordering Information

Global requires that all orders be submitted in writing and will be acknowledged on Global's acknowledgment forms governing the transaction.

The details appearing on this acknowledgment will describe the items to be shipped and the approximate shipping date. It is the Purchaser's responsibility to determine that the information in the acknowledgment is correct. In the event of an error, the Purchaser must notify their Global Customer Service representative immediately by telephone followed by written confirmation. Shipping dates are assigned to orders based on the items having the longest manufacturing lead time (unless instructed to partial ship).

At time of order, please provide the following information:

1. Account number (if possible)
2. PO number
3. "Bill to" and "Ship to" name and address
4. Complete model number and selected options including textiles/finishes
5. Special instructions and tag information
6. Shipping instructions, please indicate:
 - a. pick up
 - b. Global trailer program
 - c. common carrier, provide name of carrier, your account number
7. Special quote (SQ) # or MTM # (if applicable)
8. Customer's Own Material (COM), Global Purchased Material (GPM), Customer's Own Leather (COL), see below.
9. For specials and custom quoted product, please indicate the custom quote # on your PO. If changes are made to the quote a new quote must be issued prior to submitting the order. It is the Purchaser's responsibility to determine that the information on the quote is correct. Global will not be responsible for wrong product due to errors in the quote

The above points will be checked by Global for accuracy. Global will process orders using the codes provided by the Purchaser. Price discrepancy is the responsibility of the Purchaser. The Purchaser must notify Global prior to invoicing.

The Purchaser is responsible for providing correct information at time of order. If no option(s) are selected the system will default to standard feature(s). Orders with missing/incorrect information (finish, etc.) will be put on hold until all information is complete. Orders will be scheduled for manufacturing upon receipt of complete information.

Changes and Cancellations

After the date of Global's acknowledgment of the Purchaser's order, the order may not be changed or canceled by the Purchaser without the written consent of Global. Special order items, C.O.M. and fabric-covered items already in production are not subject to change or cancellation under any circumstances. Textile-covered items are considered to be in production once the textile is scheduled for cutting. Other standard items already in production are subject to a minimum 35% cancellation charge.

Errors and Omissions

All quotations, acknowledgements and invoices are subject to corrections for any errors and omissions.

FINISHES

Seating Finishes

Where painted frames are not a standard color, there is a one time charge of \$578.00 list price per-order for custom wood staining/color matching. Restrictions may apply. The customer must provide a 3" x 3" color chip/sample. Non-standard finishes must be approved by Global prior to acceptance of order.

File Finishes

All non-standard finishes must be approved by Global prior to acceptance of order and may be subject to an upcharge.

Laminated Tops - Pricing for all non-standard finishes and sizes must be provided by Global Customer Service and may be subject to an upcharge.

Desk Finishes

Because the distinctive characteristics and the nature of wood products cause variations, exact matches are not always possible.

Global has launched a finishes program between marketing companies within the Global Group to match products as best as possible when same finishes are specified.

Customers Own Material (COM)

Use of COM must be approved by Global prior to acceptance of order. Please refer to back of the Seating List Price Book and fill out the Authorization Request Form. Photocopy and use this form as often as necessary. The customer must provide a 12" x 12" fabric sample and advise how the fabric is to be applied. **Textile yardage requirement will be advised by the factory, and additional yardage may be required if pattern requires matching.** Yardage shown in the List Price Book does not allow for pattern repeat/matching. Send to the address provided on shipping document upon approval from Global. If C.O.M. is difficult to apply or if product shall be modified, extra charges shall be made. Global reserves the right to cancel an order at any time if C.O.M. is inadequate for any reason. Customer's Own Material must be shipped freight and duties paid to our factory. Such shipment must be fully identified with purchaser's order number, RGA # provided by Global, and the item for which material is intended. Performance of C.O.M. when applied to product is the sole responsibility of the purchaser. Global's standard product warranty shall not apply to C.O.M. Use of C.O.M. will not reduce the published list price.

Textile Grading

All products are priced according to their standard textile grade. Lower grade textiles may be available but at the same price as standard textile grade. See Textiles and Finishes section for graded textiles.

Combining two grades of textiles may result in a revised grade. Please refer to "Two Grades Combination Chart" in the Textiles and Finishes section. For more than two textiles a special quotation is required.

Global Purchased Material, Customer Specified (GPM)

Global may purchase material specified by the customer. Use of GPM must be approved by Global prior to acceptance of order. If it is difficult to apply or if product is required to be modified, extra charges will apply. Global reserves the right to cancel an order at any time if GPM is inadequate for any reason. Performance of GPM when applied to product is the sole responsibility of the textile vendor. Global's standard warranty will not apply to GPM materials.

Customer's Own Leather (COL)

Not all seating can be upholstered in leather. Please consult series notes for availability. COL price is the lowest published grade for the series (leather or fabric).

Upholstery Coverings

Slight variations in color may occur between dye lots. Although Global attempts to minimize these variances, they do occur and must be accepted as normal and will not be considered defects.

Leather is a Natural Product

Natural variations occur in the color, grain and texture of leather. As a result, a degree of variation should be expected. As leather is used it develops a patina. Its color changes slightly, it will get marked and it will stretch and pull, these are the hallmarks of genuine leather and are not considered defects.

Yardage

Required yardage (ydg) is based on unmatched materials with widths of 54" for seating, 63" for panels. Yardage calculations are based on imperial measurements.

Arms

A wide selection of arms are available for some series. See Arm Chart in the Seating price list for details.

Delays

Global's order acknowledgement will state a shipping date which is Global's best estimate at the time the order is acknowledged. However, Global shall not incur any obligation or liability to Purchaser for failure to ship by specified date unless Global has agreed to an unequivocal shipping date in a separately signed written document executed by its authorized personnel at its head office. In addition, Global shall not be liable for any loss or damage resulting from any delay or failure in shipment or other failure to perform all or any part of the agreement between the parties with respect to the goods shown on the face of the order acknowledgement where such delay, failure, loss or damage is the proximate result of any act of any governmental authority or political subdivision thereof, revolution, riot, civil disorder or disturbance, delay or default in transportation, strike disputes among or between labor unions or other labor disputes, delay or inability in obtaining materials and facilities, fire, flood, act of God or any cause not within the reasonable control of the company, whether of the class of causes enumerated or otherwise.

F.O.B.

F.O.B. point is Global's Factory, Downsview, Ontario, Canada, or any Global Regional Distribution Center.

UPS Shipments

Seating products marked with a UPS symbol are packaged for UPS-able shipments.

Handling

A \$25. net handling charge per shipment will be applied for non UPS-able orders of less than \$2000 list.

Special Delivery Requirements

Global's delivered pricing provides for dock delivery during normal business hours (considered to be 8 am to 4 pm Monday through Friday) to customer/end user only. Additional delivery requirements such as inside delivery, lift gate, limited access sites, installations and weekend deliveries will incur an additional expense and will be the responsibility of the dealer.

Service

Service requests are normally the responsibility of Global's authorized dealers. Where this cannot be accomplished on a local level, service problems should be referred to Global's Customer Service Department in the nearest distribution center.

Returns

No returns of goods will be accepted without written consent and shipping instruction of Global. A minimum re-stocking charge of 35% is made on all authorized returns for credit or refund, provided goods are received by Global in the condition in which they left the factory. This may increase depending on the type of product. Global's Return Goods Authorization

(R.G.A.) numbers must appear prominently on all authorized returns. Global will not be responsible for freight costs. No credit will be given if goods cannot be reused as new. Special order items, non-stock items and C.O.M. products are in no event subject to return. All returns must be approved and authorized in writing by Global Customer Service. Global reserves the right to refuse delivery of any unauthorized returns.

Claims

All goods are sold FOB plant or Global Distribution Center. Global is not responsible for damage which occurs in transit (or in storage). The carrier signs for all goods received in apparently good order. It is the Purchaser's responsibility to examine goods upon receipt and to file any claims with the carrier for losses or damage to the product occurring during transit, including concealed damage.

Any claims made against Global for apparent defects, errors or shortages must be made by the Purchaser, in writing, within 15 working days after any delivery. Failure by the dealer/purchaser to make any claim against Global within 15 days shall constitute acceptance of the goods and a waiver of any apparent defects, errors or shortages.

Suspension

In the event that the dealer/purchaser defaults in the payment of any sum due to Global, or in the event the dealer/purchaser's financial condition becomes unsatisfactory to Global, Global shall have the right to defer or discontinue shipment of any goods until such time as the default is cured or the dealer/purchaser provides assurance of payment to Global.

Copyright

All catalogs, photographs, drawings, price lists and other printed material are protected by copyright. All rights reserved.

Trademarks

All trademarks are owned by Global Furniture Group other than OBUSFORME™ which is owned by OBUSFORME LTD. and are used under license. OBUSFORME® and the distinctive backrest design are registered trademarks of OBUSFORME LTD.

Designs and Patents

Many of the products produced by Global are protected by design registrations, design patents and/or patents. Design and specifications are subject to change, discontinuance or additions without notice.

For a full listing of issued trademarks, please visit globalfurnituregroup.com.

Cubic Measure

The stated volume is an approximate cubic foot measure that may be used to calculate freight costs. The figure shown is the total shipping volume of a unit (e.g. if a part is sent in 2 cartons the volume indicated reflects both cartons together) and is subject to change without notice. It is most economical to purchase the specified number per carton.

Combined Shipments

Global will make every effort to combine shipments and orders on written request. However, Global cannot be held responsible where such request is not complied with.

Offer of Sale

Possession of this price list or any other literature shall not imply the company's willingness to sell to the holder and shall not be construed as a direct offer of sale.

If a conflict arises between: (i) prices found in software support packages furnished to the customer by Global or by any other source on behalf of Global; and (ii) Global's current pricing found on Global's website, then the most current shall prevail.

Disclaimer

All dimensions are in inches. Prices shown are current manufacturer's suggested list prices at the time of printing. Updated pricing is available on Global's website. All applicable taxes are extra. Descriptions, specifications and prices are subject to change without notice. Errors and omissions are subject to correction.

Testing Qualifications

Many Global products pass or exceed the most stringent industry testing standards.

Flammability

The foam used in Global chairs meets the requirements of California TB117:2013. In addition to the foam, upholstery materials must also meet the California TB117 smolder resistant requirements. Please contact Customer Care to determine if a selected textile meets the California TB117 requirement.

This list price book is effective as of January 1, 2023.

For periodic updates, please check the PDF at globalfurnituregroup.com. Select Resources then Price Lists. From here you will have the option to select either the Seating, Desking + Tables or Metal Filing + Storage price list books. Global warrants that all commercial products are free from defects in material and workmanship, for the life of the product, to the original Purchaser.



Global will repair or replace, at Global's option, as the sole remedy for any defect covered by the warranty. The warranty applies to products manufactured after March 22, 2016.

Global makes no warranty that any of its products are suitable for any particular purpose and makes no other warranties, express or implied, other than those set out here. As codes and standards vary from one jurisdiction to another, references to compliance are solely for convenience and without any representation as to accuracy or suitability. Users must verify the suitability of such information or product for their specific application. In no event shall Global be liable in either tort or contract for any loss or direct, special, incidental, consequential, or exemplary damages. The warranty applies to single shift, standard commercial usage, defined as a standard eight (8) hour day, forty (40) hour week for users weighing up to 300 pounds.

General Commercial Seating

Global's warranty for general commercial seating covers all chair components including pneumatic cylinders, bases, casters, glides, frames, arms, plastic seats, backs and other structural components.

Exceptions to the warranty for general commercial seating are as follows:

- Foam, textiles (as sampled on Global branded and textile program cards), mesh material and electrical devices, are warranted for five (5) Years
- Control mechanisms are warranted for twelve (12) Years
- Heavy duty seating and Indoor/Outdoor Furniture are not defined as General commercial seating (see below for warranty exceptions)

Heavy Duty Seating

Global offers products designed for multiple shift applications (24 hours a day / 7 days a week) and larger individuals weighing up to 400, 500 and/or 600 pounds (depending on series and/or model). Global warrants these products for twelve (12) years to the original purchaser. All components (including control mechanisms, pneumatic cylinders, bases, casters, glides, frames, arms, plastic seats/backs, etc.) are covered for 24/7 applications under the warranty. The exceptions are foam, upholstery and textiles, which are covered for five (5) years. Fabric or upholstery material on these products must exceed 100,000 double rubs for the textile portion of the warranty to apply. Heavy Duty product series that apply under this warranty can be found in the Heavy Duty section of this list price book.

Outdoor Furniture

Global offers products designed for use indoors or outdoors. Global warrants these products for three (3) years to the original purchaser. This warranty applies to single shift (eight (8) hour day, forty (40) hour week) for users weighing up to 275 pounds, unless noted otherwise. Outdoor furniture must be stored indoors during inclement or extreme weather such as extreme cold, extreme heat, or excessive wind.

Exceptions to the warranty for indoor/outdoor furniture is as follows:

- Only Global branded textiles and Alliance Partner carded textile program materials expressly identified for outdoor application are covered for three (3) years when used outdoors.

Global's Warranty does not apply (for any product category) to the following:

- Products not purchased directly from authorized Global resellers
- Nominal or normal amount of wear and tear that can occur over time
- Failures which result from negligence, abuse, accident or misuse
- Failure to apply, install or maintain products according to Global's written instructions and warnings
- Modifications, attachments or repair methods not approved by Global
- Damage caused by a carrier in transit, or delivery/installation contractors
- The matching of colors, grains or textures (wood, leather, etc.) of natural materials
- Products exposed to extreme hot or cold temperatures or excessively dry or humid environments
- Colorfastness or the matching of color of textiles, dye lots of textile can vary
- Damage by markings or staining; damage by sharp objects or imprinting from instruments
- Damage to textiles or laminate and wood surfaces/edges from exposure to sunlight (including UV rays)
- Products used for rental purposes
- Purchased parts are warranted for one (1) year
- Failure to follow specific cleaning and disinfecting instructions posted on globalfurnituregroup.com

Seating Warranty Summary

Seating Type	Components Warranty For Original Purchaser	Use Time For Warranty Coverage	Exceptions
General Commercial Seating	Lifetime	8 Hours/5 Days Per Week	Foam/Upholstery/Textiles/Mesh/Electrical Devices - 5 Years Control Mechanisms - 12 Years
Heavy Duty Seating	12 Years	24 Hours/7 Days Per Week	Foam/Upholstery/Textiles - 5 Years
Indoor/Outdoor Furniture	3 Years	8 Hours/5 Days Per Week	Outdoor Use Textiles – 3 Years

Textiles

Global warrants Global branded textiles and Alliance Partner carded textile programs inclusive of fabrics, vinyls and leather products for five (5) years. Global does not warrant COM (Customer Own Materials) or graded-in materials (non-carded) and purchased by Global for a customer. For graded-in or COM products, please contact the textile supplier for performance information and warranty details. Please refer to our website at globalfurnituregroup.com for detailed information on cleaning and disinfecting procedures. Improper usage of disinfecting/cleaning products may void the warranty.

Global textiles and finishes are updated periodically to meet the demand and trends of the market. As a result, some textiles and finishes may be discontinued by Global or the manufacturer. In the event that a textile or finish is discontinued, Global will make every reasonable effort to provide an alternative product(s) of comparable function.

Global warrants that all commercial products are free from defects in material and workmanship, for the life of the product, to the original Purchaser.

Global will repair or replace, at Global's option, as the sole remedy for any defect covered by the warranty. The warranty applies to products manufactured after March 22, 2016.

Global makes no warranty that any of its products are suitable for any particular purpose and makes no other warranties, express or implied, other than those set out here. As codes and standards vary from one jurisdiction to another, references to compliance are solely for convenience and without any representation as to accuracy or suitability. Users must verify the suitability of such information or product for their specific application. In no event shall Global be liable in either tort or contract for any loss or direct, special, incidental, consequential, or exemplary damages.

Files, Desks, Modular Furniture, Tables, Panels & Accessories

Global warrants all components of metal storage and filing, laminate and wood veneer desks, laminate and wood veneer tables, metal leg components and panels for the lifetime of the product to the original purchaser.

The warranty applies to single shift, standard commercial usage, defined as a standard eight (8) hour day, forty (40) hour week. Load restrictions apply, refer to individual product descriptions.

Exceptions to the warranty for files/desks/tables and panels are as follows:

- Electrical devices, panel and tackboard textiles, adjustable keyboard mechanisms, non-electrical table mechanisms, monitor arms, lecterns, coat trees and task lights - five (5) years
- Laminate folding tables - one (1) year
- Motorized electrical components - two (2) years
- Keyless lock options - two (2) years

Files, Desks, Modular Furniture, Tables, Panels & Accessories Warranty Summary

Product Type	Components Warranty For Original Purchaser	Exceptions
Metal storage and filing	Lifetime	keyless lock options - 2 years
Laminate/wood veneer desks and modular furniture	Lifetime	tackboard textiles, electrical devices, task lights - 5 years
Boardroom, conference and training tables	Lifetime	electrical devices - 5 years moving parts - 5 years
Panels	Lifetime	panel textiles, electrical devices, task lights - 5 years
Coat racks and lecterns	5 years	none
Folding tables (laminate & molded)	1 year	none
Height adjustable tables	5 years	motorized parts (on electrical tables) - 2 years

Global's Warranty does not apply (for any product category) to the following:

- Nominal or normal amount of wear and tear that can occur over time
- Failures which result from negligence, abuse, accident or misuse
- Failure to apply, install or maintain products according to Global's written instructions and warnings
- Modifications, attachments or repair methods not approved by Global
- Damage caused by a carrier in transit, or delivery/installation contractors
- The matching of colors, grains or textures (wood, leather, etc.) of natural materials
- Products exposed to extreme hot or cold temperatures or excessively dry or humid environments
- Colorfastness or the matching of color of textiles, dye lots of textile can vary
- Damage by markings or staining; damage by sharp objects or imprinting from instruments
- Damage to textiles or laminate and wood surfaces/edges from exposure to sunlight (including UV rays)
- Products used for rental purposes
- Purchased parts are warranted for one (1) year
- Failure to follow specific cleaning and disinfecting instructions posted on globalfurnituregroup.com

Global's warranty does not cover the costs of transportation or labor. Repair or replacement will be at Global's option.

Global makes no warranty that any of its products are suitable for any particular purpose and makes no other warranties, express or implied, other than those set out here. As codes and standards vary from one jurisdiction to another, references to compliance are solely for convenience and without any representation as to accuracy or suitability. Users must verify the suitability of such information or product for their specific application. In no event shall Global be liable in either tort or contract for any loss or direct, special, incidental, consequential, or exemplary damages.

Global's warranty applies to products sold within the United States of America, Mexico, the Commonwealth of Puerto Rico and Canada.

Textiles and Finishes

Global textiles and finishes are updated periodically to meet the demand and trends of the market. As a result, some textiles and finishes may be discontinued by Global or the manufacturer. In the event that a textile or finish is discontinued, Global will make every reasonable effort to provide an alternative product(s) of comparable function.

Global US Headquarters/Distribution Center

17 West Stow Road, P.O. Box 562
Marlton, New Jersey U.S.A. 08053
T (856) 596-3390
T (800) 220-1900

A \$25 net handling charge per shipment
will be applied for non-UPSable orders of
less than \$2,000 list.

Showrooms

Atlanta

10 10th Street
Suite 150
Atlanta, GA 30309
T (404) 879-0998

Boston

One Harbor Street
Suite 104
Boston, MA 02210
T (617) 406-5435

Chicago

222 Merchandise
Mart Plaza
10th Floor, Suite 1035
Chicago, IL 60654
T (312) 755-0843

Miami

112 NE 41st Street
6th floor
Miami, FL 33137

New York City

386 Park Avenue South
7th floor
New York, NY 10016
T (212) 545-9900

Philadelphia

1735 Market Street
38th Floor
Philadelphia PA, 19103
T (215) 861-0963

New Jersey (Southern)

119 West Greentree Road
Marlton, NJ 08053
T (856) 596-3390

Phoenix

4675 E Cotton Center Blvd.
Suite 165
Phoenix, AZ 85040
T (602) 426-0666
T (602) 426-0777

Washington, DC

1130 Connecticut Avenue
10th Floor, Suite 1000
Washington, DC 20036
T (202) 659-0230
T (202) 659-0236

Distribution Centers

Atlanta Area

6715 Maple Ave.
Suite 100
Buford, GA 30518
T (678) 602-4130

Baltimore Area

Troy Hill
Corporate Center
7030 Troy Hill Drive
Elkridge, MD 21075
T (410) 379-8021

Chicago Area

27W501 North Ave.
Suite 300
West Chicago, IL 60185
T (630) 681-2818

Cincinnati Area

8712 LeSaint Drive
Fairfield, OH 45014
T (513) 777-0009

Dallas Area

2025 West Beltline Road
#100
Carrollton, TX 75006
T (972) 236-1366

Denver Area

16401 East 33rd Drive
Suite 50
Aurora, CO 80011
T (303) 340-1617

Ft. Lauderdale Area

560 Sawgrass
Corporate Pkwy
Sunrise, FL 33325
T (954) 846-8888

Houston Area

7865 Northcourt Road
Suite 200
Houston, TX 77040
T (713) 695-5777

Los Angeles Area

3629 Workman Mill Road
Whittier, CA 90670
T (562) 484-9686

Seattle Area

Oakesdale Commerce Ctr.
820 Southwest 34th Street
Building W7, Suite A
Renton, WA 98057
T (425) 291-9282

Kansas City Area

11617 West 81st Street
Lenexa, KS 66214
T (913) 310-9963

Tampa Area

10351 Windhorst Road
Tampa, FL 33619
T (813) 621-6272

